



US00D717131S

(12) **United States Design Patent**
Smallegan

(10) **Patent No.:** **US D717,131 S**

(45) **Date of Patent:** **** Nov. 11, 2014**

(54) **ROLLER TOOL**

(71) Applicant: **Ezaspie, LLC**, Melbourne, FL (US)

(72) Inventor: **Jon Smallegan**, Melbourne, FL (US)

(73) Assignee: **Ezaspie, LLC**, Indialantic, FL (US)

(**) Term: **14 Years**

(21) Appl. No.: **29/475,051**

(22) Filed: **Nov. 27, 2013**

Related U.S. Application Data

(63) Continuation-in-part of application No. 13/195,641, filed on Aug. 1, 2011, now Pat. No. 8,616,122.

(51) **LOC (10) Cl.** **07-06**

(52) **U.S. Cl.**
USPC **D7/694; D8/51**

(58) **Field of Classification Search**
CPC A21C 11/12; A21C 11/14; B26B 25/00;
B26B 25/005
USPC 30/286, 319, 365; 425/289; 99/432;
D7/694, 693, 669, 673; D8/51, 98, 8
See application file for complete search history.

(56) **References Cited**

U.S. PATENT DOCUMENTS

900,300 A * 10/1908 Nicolas 30/286
1,574,819 A * 3/1926 Jezler 30/286
2,718,853 A * 9/1955 Zichichi 425/289

4,809,437 A * 3/1989 Saliaris 30/319
D393,987 S * 5/1998 Molo D7/694
D406,744 S * 3/1999 Roefs D8/98
D433,912 S * 11/2000 Kellander et al. D8/98
D474,081 S * 5/2003 Rather et al. D7/694
7,188,424 B2 * 3/2007 Webster et al. 30/365
D552,944 S * 10/2007 Trinqué D7/694
D634,990 S * 3/2011 Cohen et al. D7/694
2013/0032040 A1 * 2/2013 Smallegan 99/432

* cited by examiner

Primary Examiner — Deanna L Pratt

Assistant Examiner — Harold Blackwell, II

(74) *Attorney, Agent, or Firm* — Mark R. Malek; Zies
Widerman & Malek

(57) **CLAIM**

The ornamental design for a roller tool, as shown and described.

DESCRIPTION

FIG. 1 is a perspective view of a roller tool according to the present invention.


FIG. 2 is a side elevation view of the roller tool illustrated in FIG. 1.

FIG. 3 is a top elevation of the roller tool illustrated in FIG. 1.

FIG. 4 is a bottom view of the roller tool illustrated in FIG. 1; and,

FIG. 5 is another side elevation view of the roller tool illustrated in FIG. 1.

1 Claim, 2 Drawing Sheets






Fig. 1

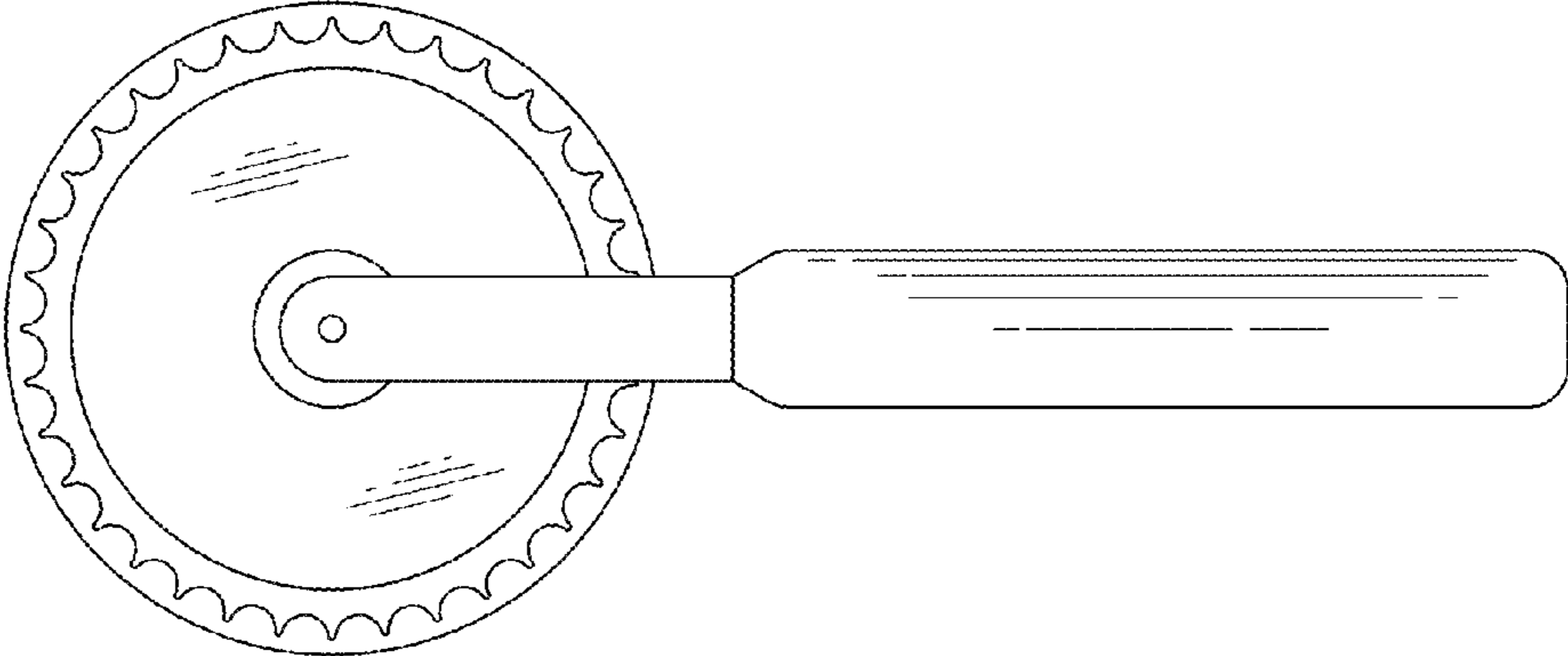


Fig. 2

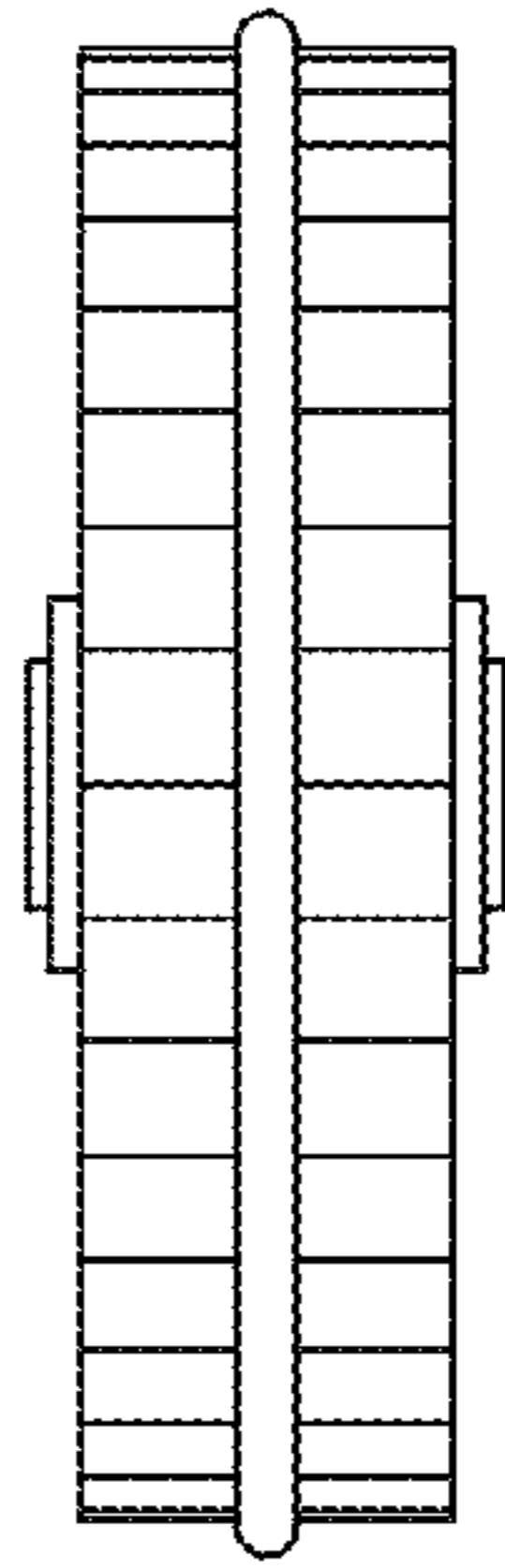


Fig. 3

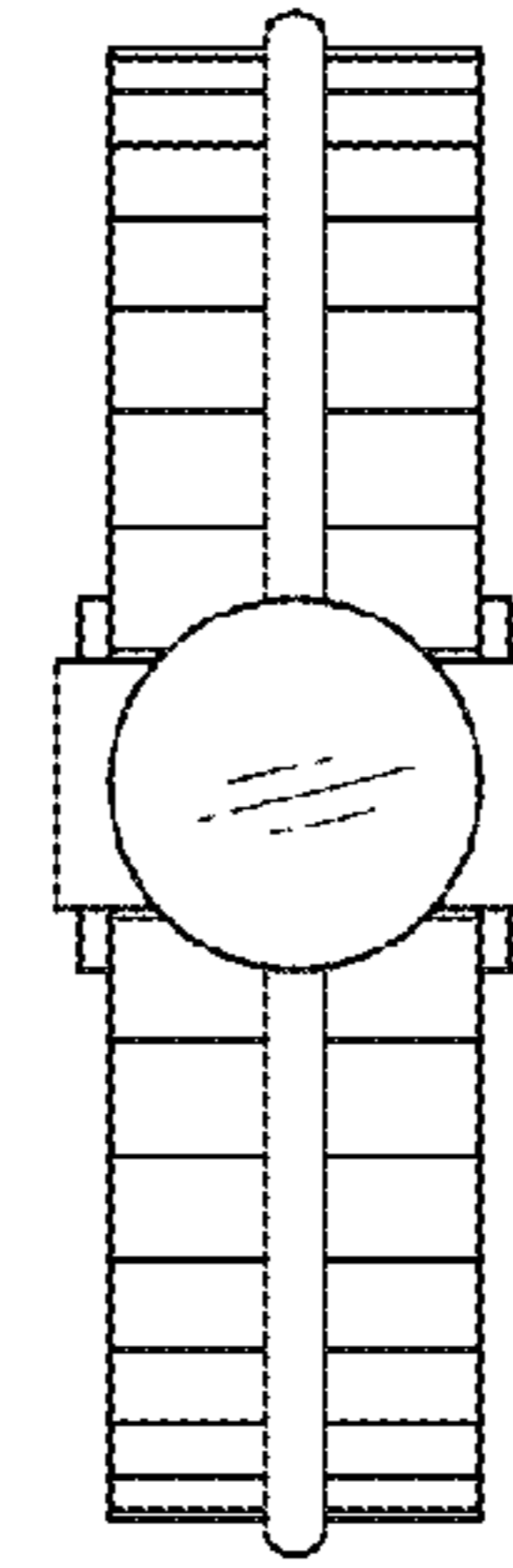


Fig. 4

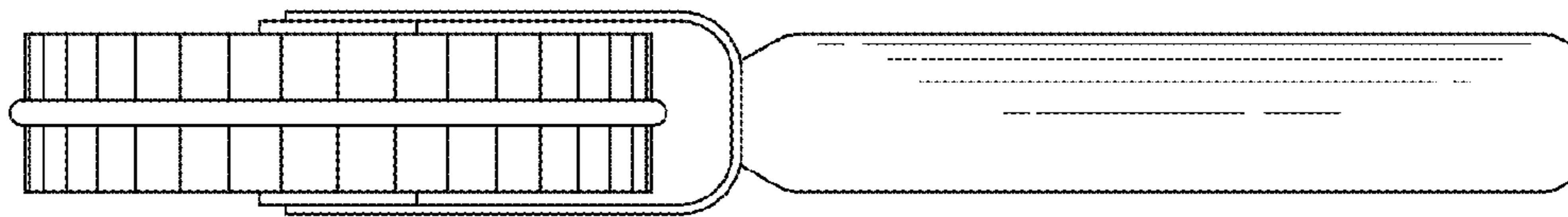


Fig. 5