



US00D717116S

(12) **United States Design Patent**
Aslan

(10) **Patent No.:** **US D717,116 S**

(45) **Date of Patent:** **** Nov. 11, 2014**

(54) **CONTAINER**

(71) Applicant: **Adlin Aslan**, Jakarta (ID)

(72) Inventor: **Adlin Aslan**, Jakarta (ID)

(73) Assignee: **Munchkin, Inc.**, Van Nuys, CA (US)

(**) Term: **14 Years**

(21) Appl. No.: **29/447,316**

(22) Filed: **Mar. 1, 2013**

(51) **LOC (10) Cl.** **07-01**

(52) **U.S. Cl.**
USPC **D7/523; D7/534; D24/197**

(58) **Field of Classification Search**
USPC **D7/510, 511, 512, 523, 507, 531, 524,**
D7/537, 528, 533, 536, 509, 515, 514,
D7/534; 220/8, 92, 714, 666, 23.83, 719,
220/713, 630, 710.5, 212.5, 717; 215/11.5,
215/398, 378, 6; 206/218, 581; D24/197;
D9/503, 504, 776

See application file for complete search history.

(56) **References Cited**

U.S. PATENT DOCUMENTS

D329,355 S	9/1992	Yagi	
D351,121 S *	10/1994	Lauchlan	D11/143
D354,200 S *	1/1995	Grappolini	D7/538
D366,987 S	2/1996	Allegre	
D368,529 S	4/1996	Allegre	
D375,655 S	11/1996	King	
D422,101 S *	3/2000	Barraclough et al.	D26/9
D425,994 S *	5/2000	Hakim	D24/197
D454,190 S *	3/2002	Trocola	D23/366
D454,642 S *	3/2002	Hakim	D24/197
D463,615 S *	9/2002	Habibi et al.	D27/138
D476,849 S	7/2003	Randolph	

D482,571 S *	11/2003	Leinenweber	D7/523
D485,182 S *	1/2004	Gaydon	D9/504
D513,932 S	1/2006	De Oliveira	
D515,927 S *	2/2006	Smay et al.	D9/503
D519,376 S *	4/2006	Ames	D9/504
D544,084 S *	6/2007	Michaels et al.	D23/366
D582,278 S *	12/2008	Bourne	D9/504
D604,991 S *	12/2009	Ablo	D7/510
D609,094 S *	2/2010	Kim	D9/503
D616,703 S *	6/2010	Joy et al.	D7/507
D616,706 S *	6/2010	Bofinger et al.	D7/534
D621,660 S *	8/2010	Smiedt et al.	D7/510
D634,213 S *	3/2011	Thompson	D9/691
D644,067 S	8/2011	Valderrama	
D652,248 S	1/2012	Valderrama	
D674,100 S *	1/2013	Smith	D24/197
D684,303 S *	6/2013	Lin et al.	D26/118
D688,099 S *	8/2013	Hsu	D7/534

* cited by examiner

Primary Examiner — Marianne Pandozzi

(74) *Attorney, Agent, or Firm* — Robert Z. Evora, Esq.;
Wade C. Yamazaki

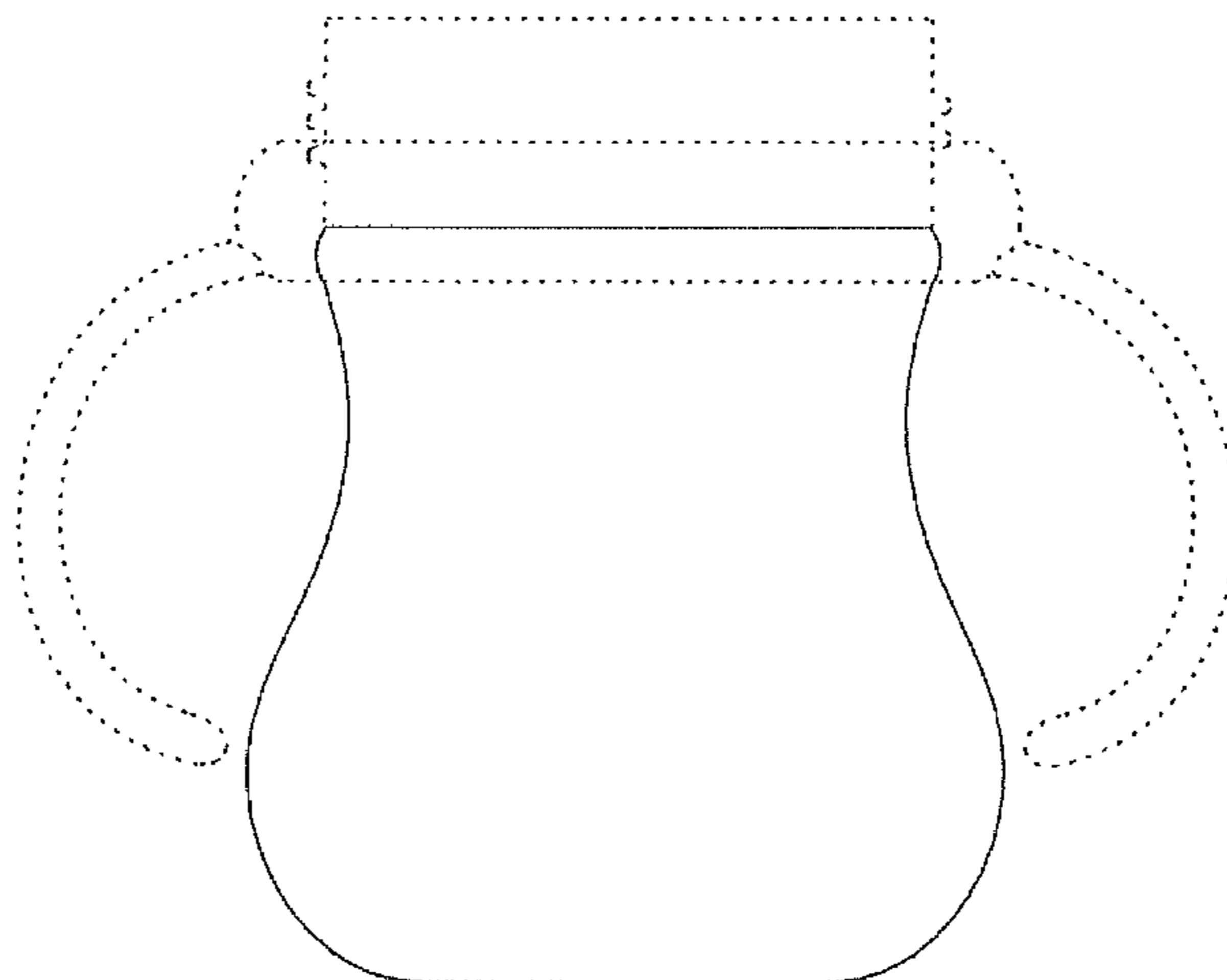
(57) **CLAIM**

The ornamental design for a container, as shown and described.

DESCRIPTION

FIG. 1 is a upper front perspective view of a container in accordance with the new design;
FIG. 2 is a lower front perspective view thereof;
FIG. 3 is a front view thereof;
FIG. 4 is a top view thereof; and,
FIG. 5 is a bottom thereof.
The broken lines shown in the drawings represent environmental structure in FIGS. 1-5 that form no part of the claimed design.

1 Claim, 3 Drawing Sheets



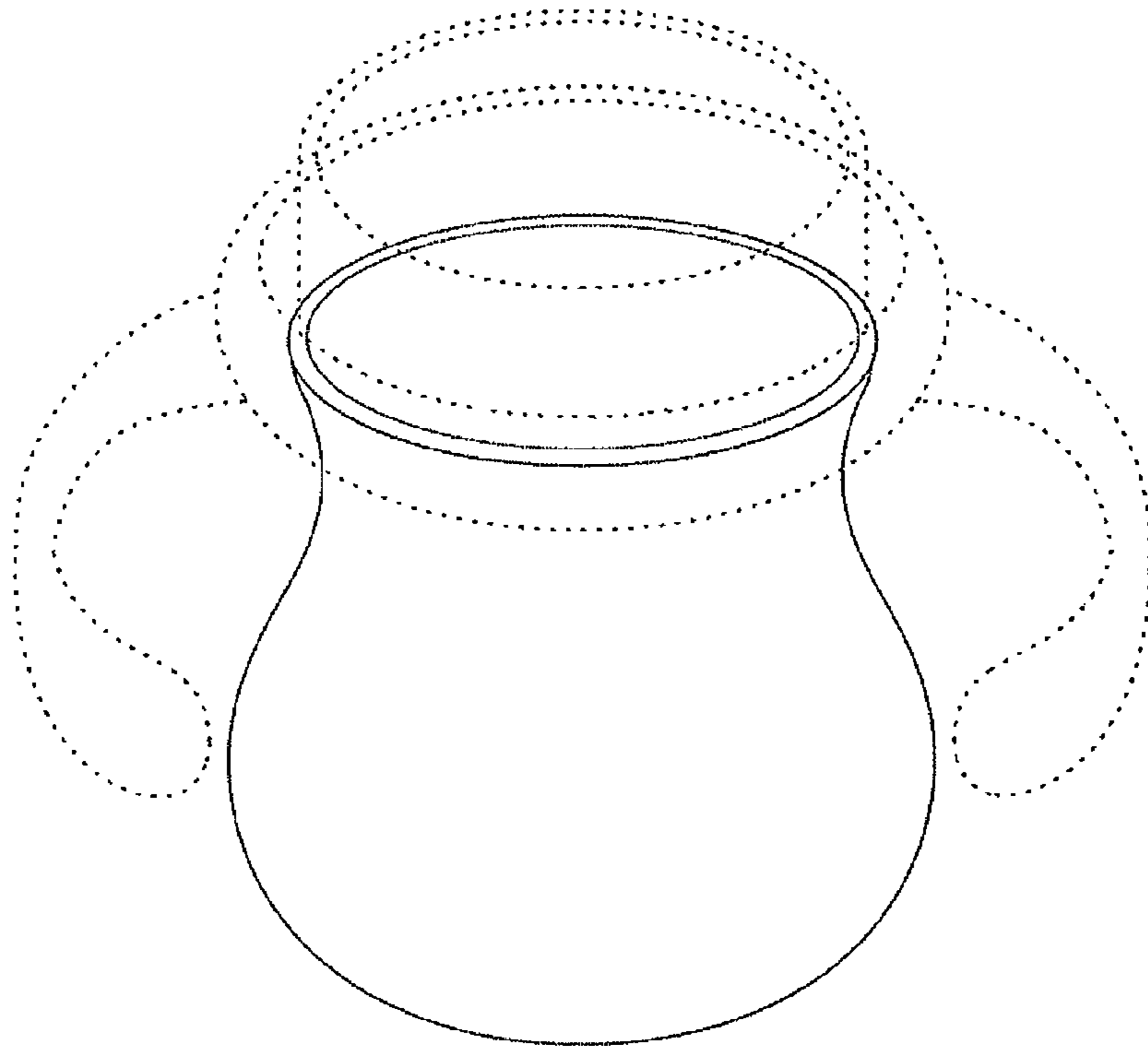


FIG. 1

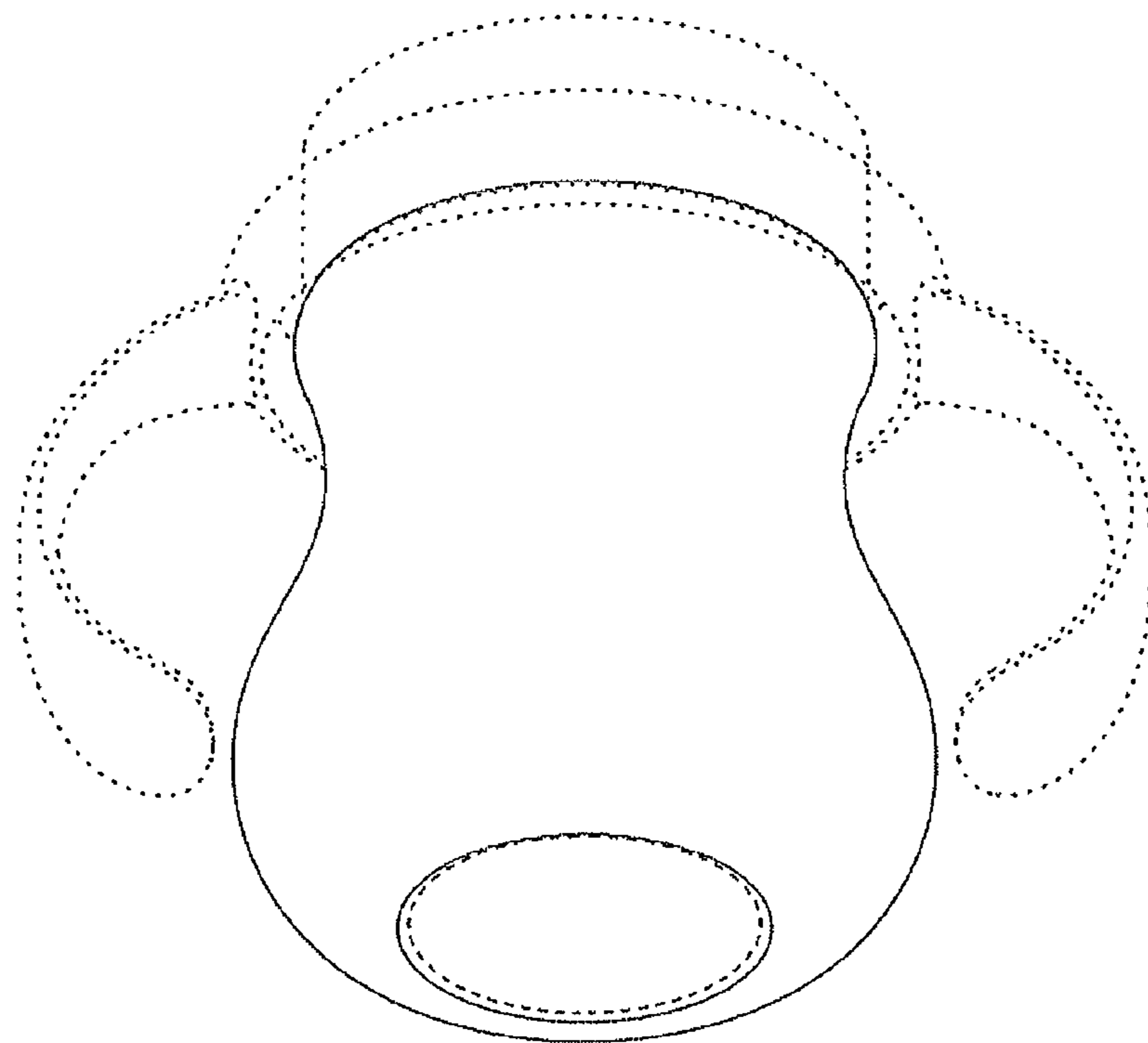


FIG. 2

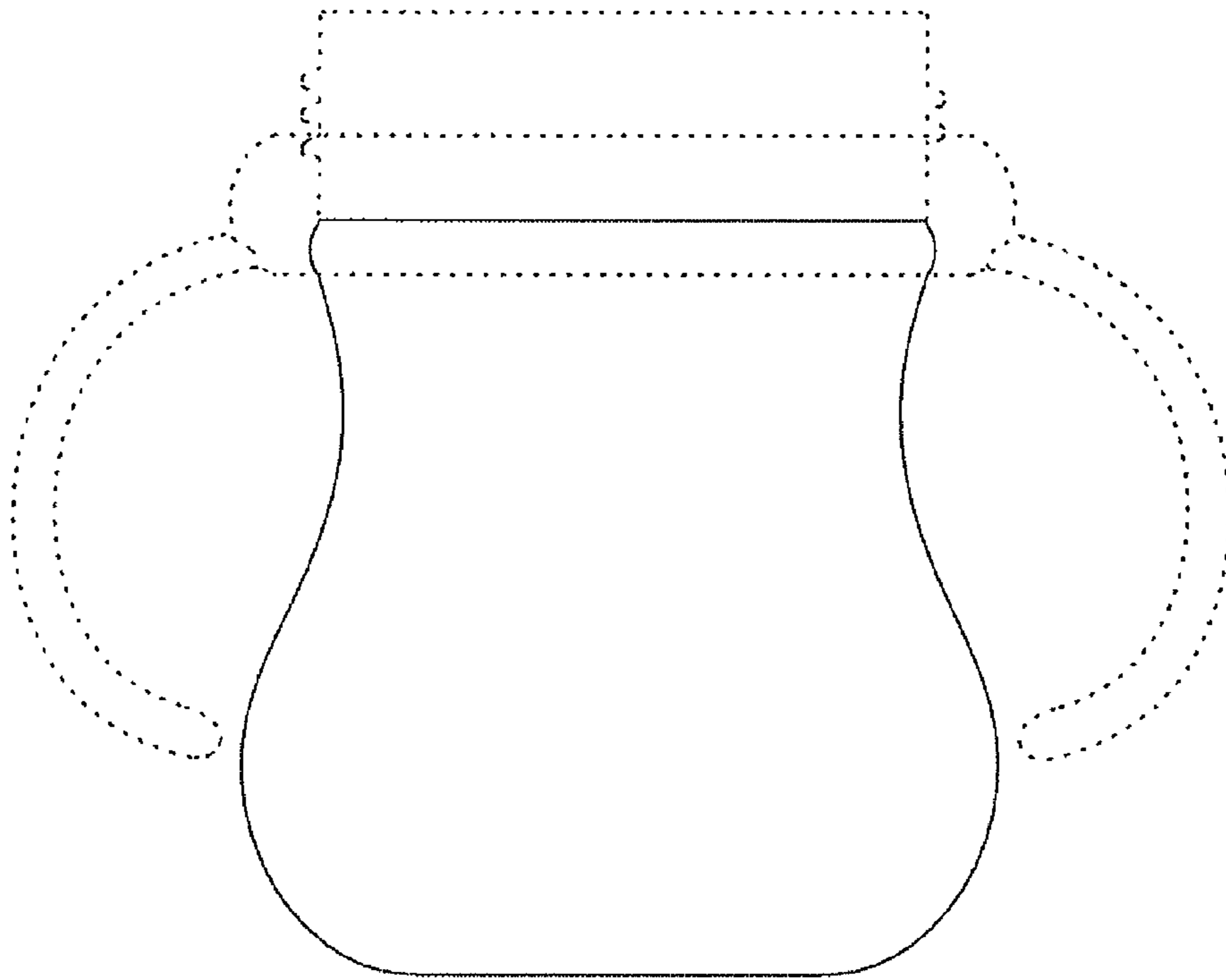


FIG. 3

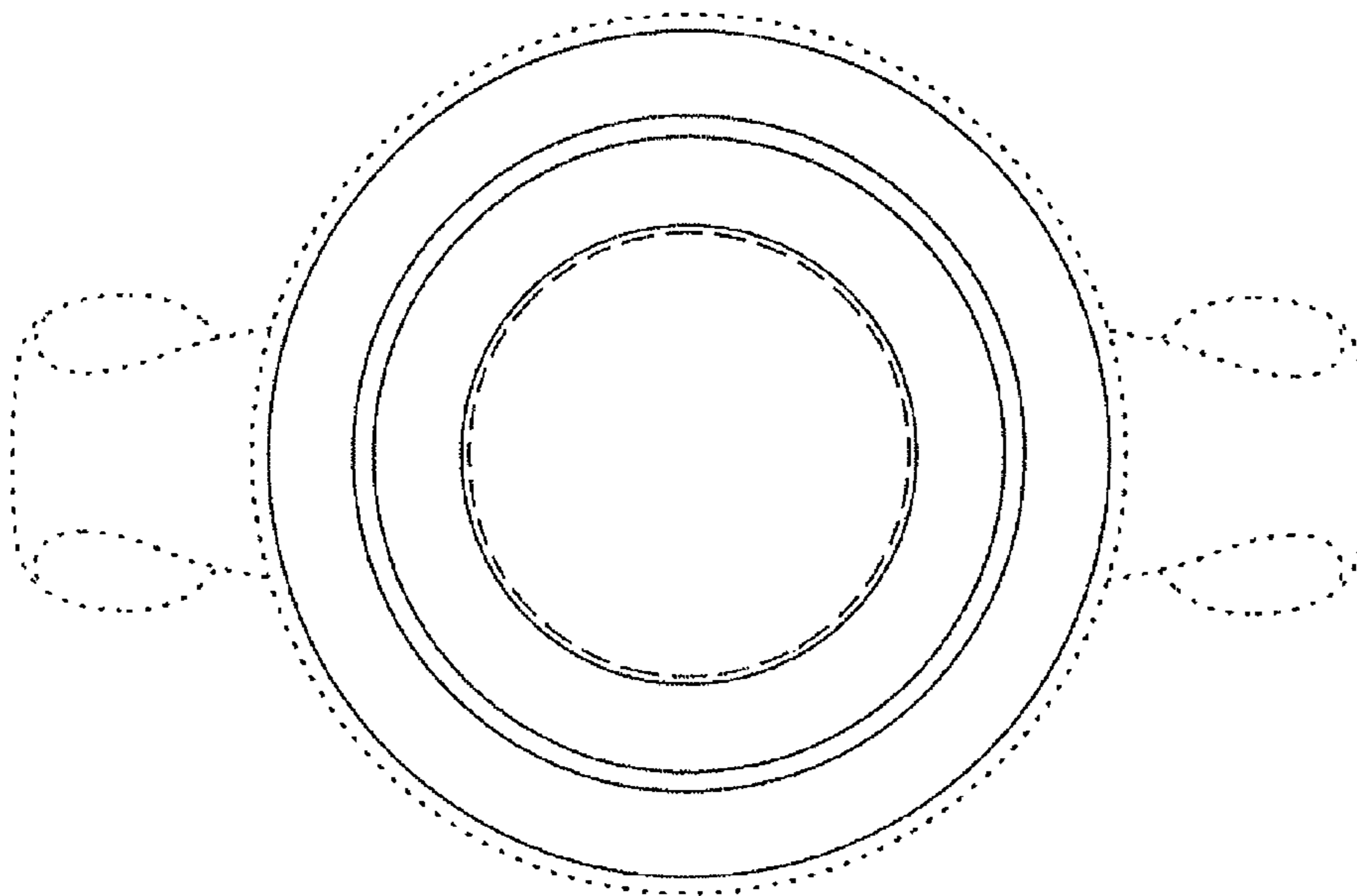


FIG. 4

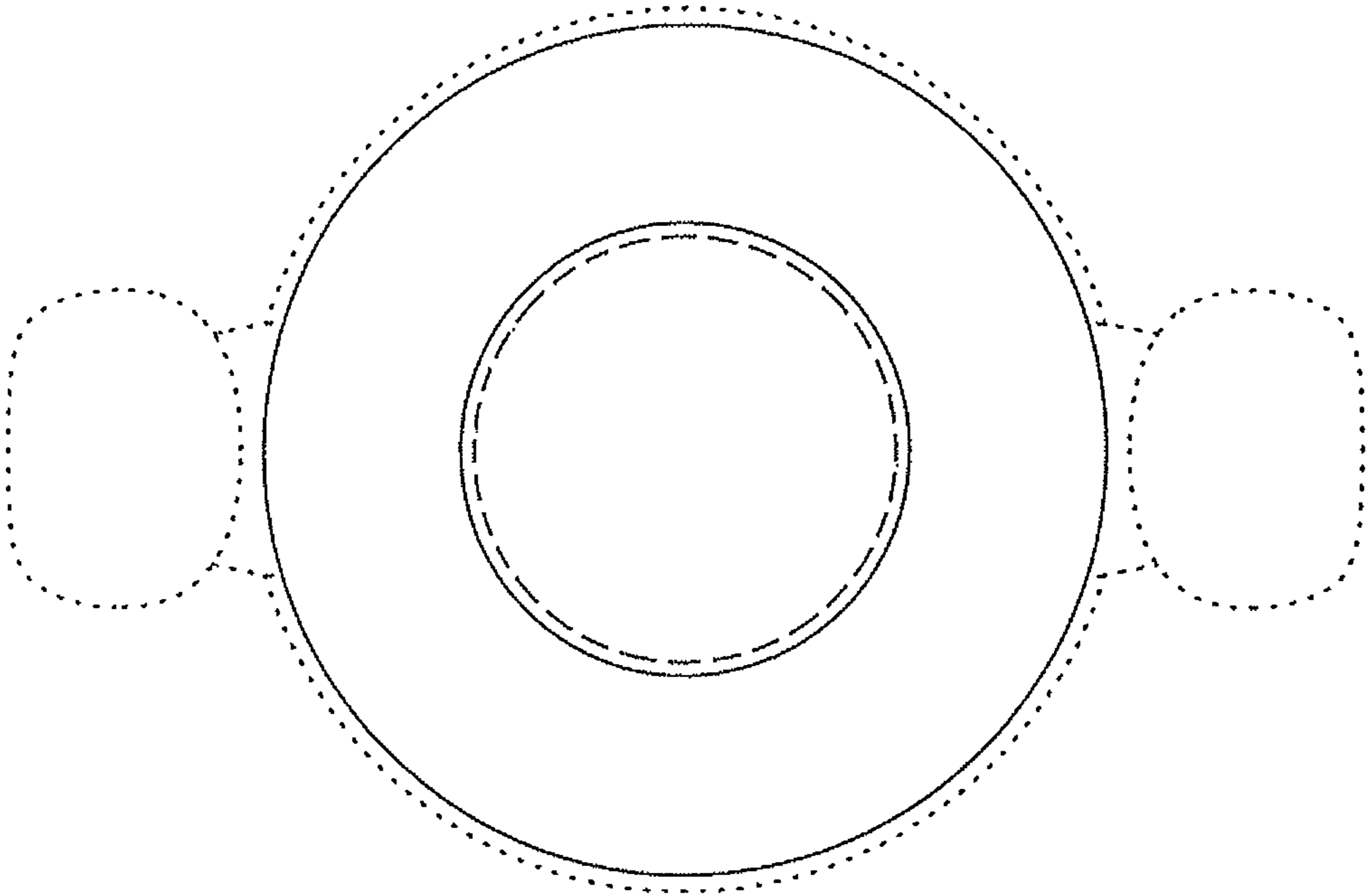


FIG. 5