



US00D717112S

(12) **United States Design Patent**
Wang et al.

(10) **Patent No.:** **US D717,112 S**

(45) **Date of Patent:** **** Nov. 11, 2014**

(54) **CUTLERY**

(71) Applicants: **Xiong Wang**, Zhejiang (CN); **David Wang**, Rowland Heights, CA (US)

(72) Inventors: **Xiong Wang**, Zhejiang (CN); **David Wang**, Rowland Heights, CA (US)

(73) Assignee: **Ningbo (USA) Home-Link Plastic Product Mfg., Ltd.**, Rancho Cucamonga, CA (US)

(**) Term: **14 Years**

(21) Appl. No.: **29/467,573**

(22) Filed: **Sep. 20, 2013**

(51) **LOC (10) Cl.** **07-03**

(52) **U.S. Cl.**
USPC **D7/401.2; D7/642; D7/653**

(58) **Field of Classification Search**
CPC A01D 9/02; A01D 9/04; A01D 9/06;
A47G 21/00; A47G 21/004; A47G 21/005;
A47G 21/02; A47G 21/023; A47G 21/04;
A47G 21/06; A47G 21/08; A47J 27/0802;
A47J 43/28; A47J 43/281; A47J 43/282;
A61B 17/3211; A61F 13/10; A61J 7/0023;
B25G 1/00; B25G 1/01; B25G 1/02; B25G
3/00; B65D 75/56; B65D 75/563; B65D
75/566; B67B 7/00; B67B 7/724; B67B 7/73
USPC D7/368, 401.2, 642-645, 649, 653-664,
D7/669, 675-677, 683, 688-689, 691;
D8/107, 300-301; D17/22;
D22/117-118; D24/147; 16/110.1,
16/407, 430; 30/1, 137, 142-150,
30/322-329, 340, 342-345; 126/389.1;
294/25-26, 49, 55.5, 57

See application file for complete search history.

(56) **References Cited**

U.S. PATENT DOCUMENTS

482,630	A	*	9/1892	Fowler	126/389.1
D50,288	S	*	2/1917	Allen	D7/653
D200,008	S	*	1/1965	Tatum	D7/653
D204,948	S	*	5/1966	Henderson	D7/688
D260,655	S	*	9/1981	Guay	D17/22
D346,091	S	*	4/1994	Doxey	D7/401.2
D435,399	S	*	12/2000	Pease et al.	D7/649
D467,658	S	*	12/2002	Goodwin	D24/147
D554,953	S	*	11/2007	Smith	D7/664
D557,083	S	*	12/2007	Medling et al.	D7/653
D686,467	S	*	7/2013	Barnett et al.	D7/653
D700,022	S	*	2/2014	Stanford	D7/664
D700,811	S	*	3/2014	Lin	D7/645

* cited by examiner

Primary Examiner — Ricky Pham

(74) *Attorney, Agent, or Firm* — Jen-Feng Lee, Esq.

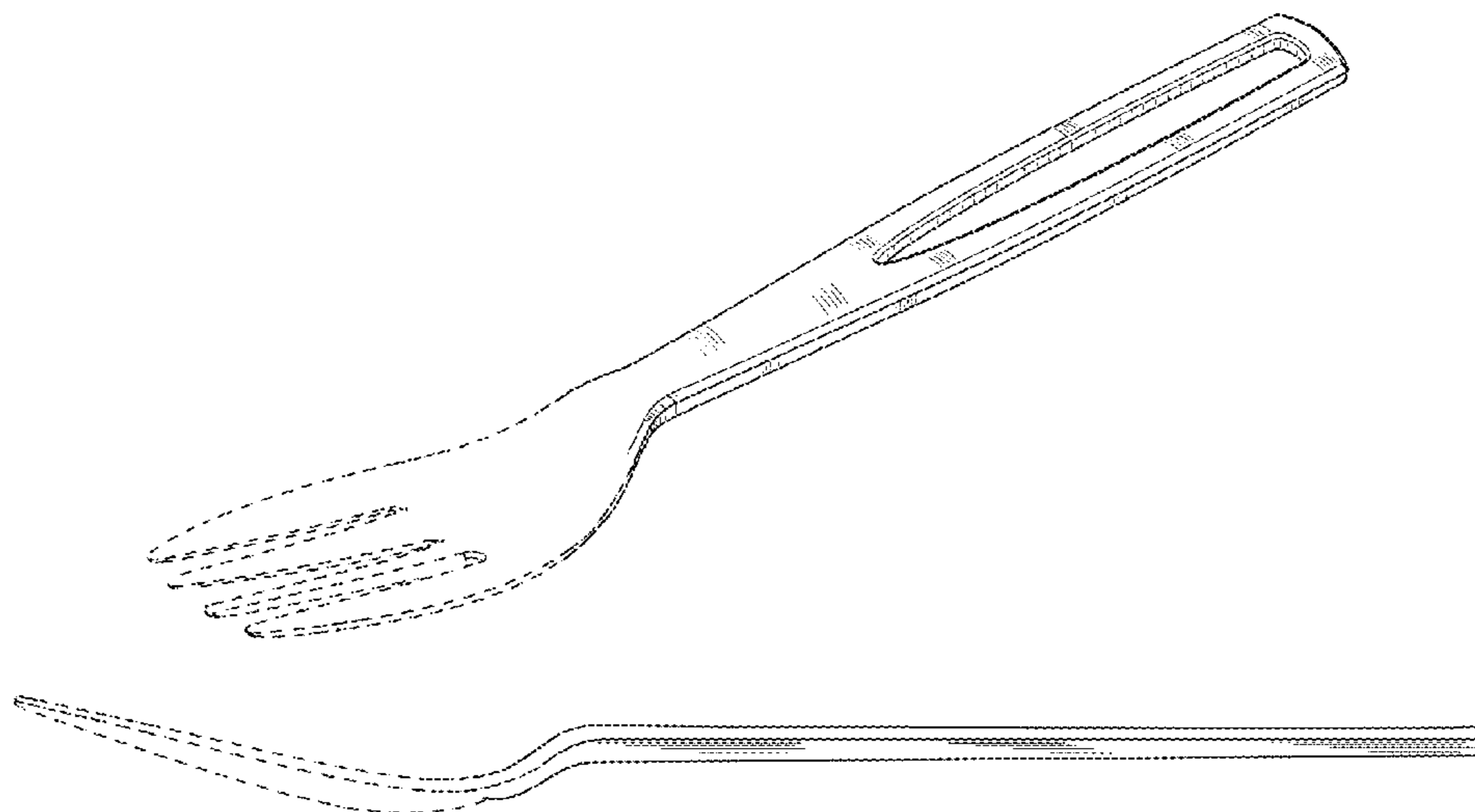
(57) **CLAIM**

We claim the ornamental design for a cutlery, as shown and described.

DESCRIPTION

FIG. 1 shows the perspective view of a cutlery showing our new design,
FIG. 2 shows the top plan view thereof,
FIG. 3 shows an enlarged cross-sectional view taken through line 3-3 of FIG. 2; and,
FIG. 4 shows the side elevational view thereof.
The broken lines depicted in the drawings are for illustrative purposes only and form no part of the claimed design.

1 Claim, 2 Drawing Sheets



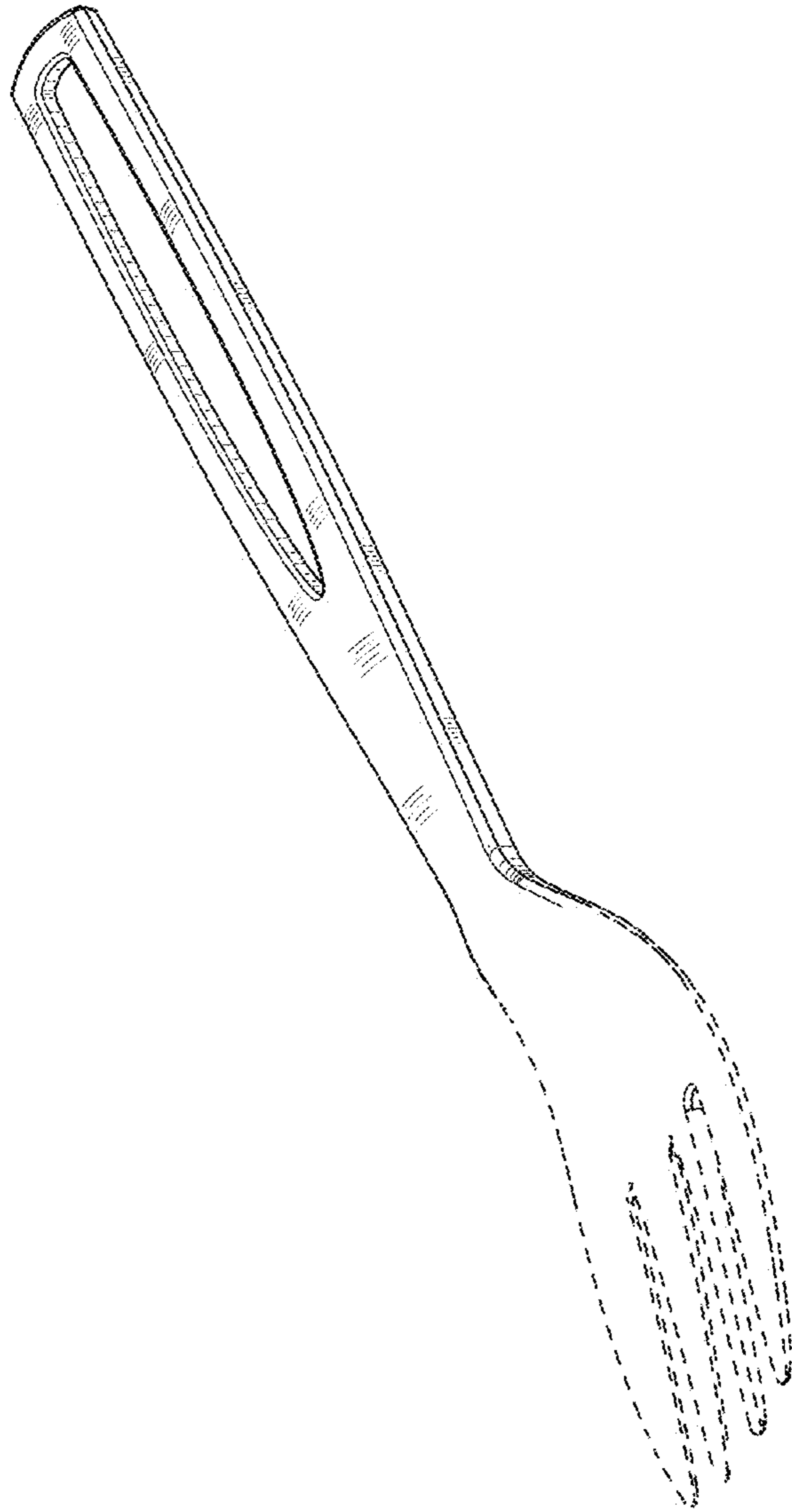


Fig. 1

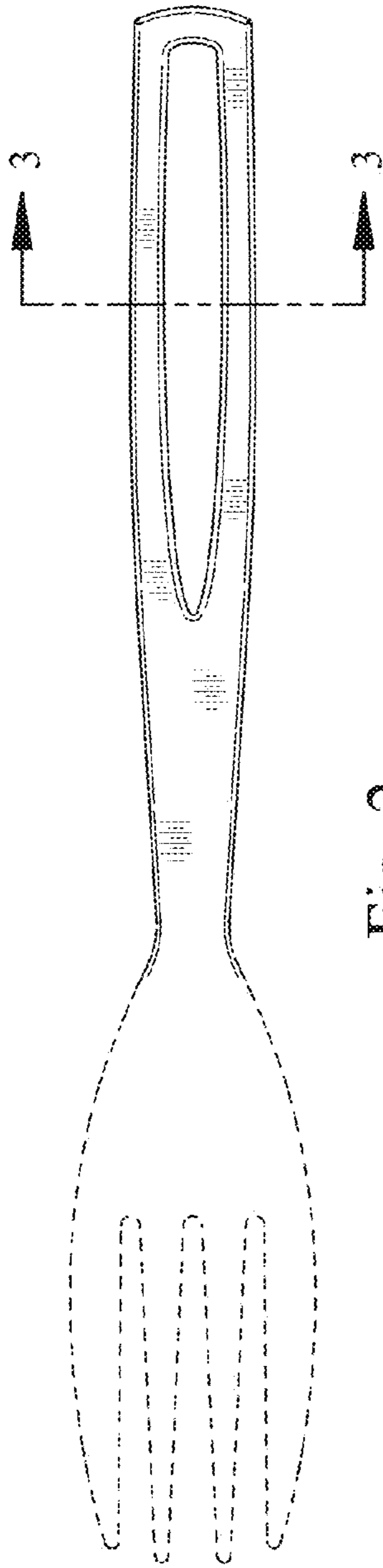


Fig. 2

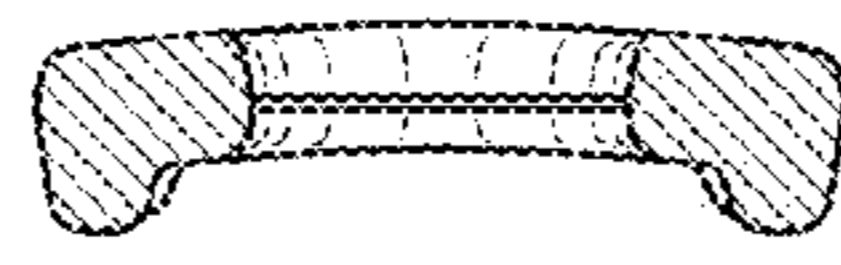


Fig. 3

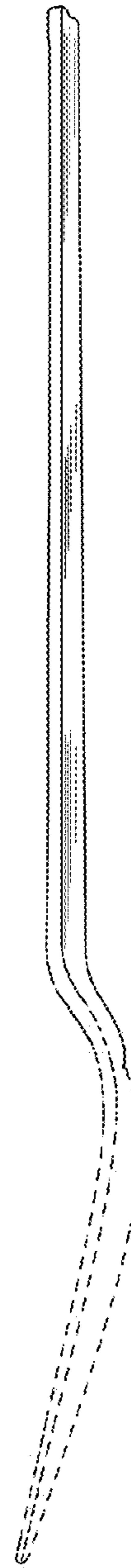


Fig. 4