

US00D717107S

(12) **United States Design Patent**
Dunn et al.

(10) **Patent No.:** **US D717,107 S**
(45) **Date of Patent:** **** Nov. 11, 2014**

- (54) **DRINKING CUP TOP**
- (71) Applicant: **Munchkin, Inc.**, Van Nuys, CA (US)
- (72) Inventors: **Steven Bryan Dunn**, Beverly Hills, CA (US); **Mark A. Hatherill**, Beverly Hills, CA (US); **Kevin D. Johnson**, Tarzana, CA (US); **Matthew J. Saxton**, Agoura, CA (US)
- (73) Assignee: **Munchkin, Inc.**, Van Nuys, CA (US)

4,759,139 A	7/1988	Ricks
4,832,214 A	5/1989	Schrader et al.
4,941,573 A	7/1990	Fuerstman
4,993,568 A	2/1991	Morifuji et al.
5,069,351 A	12/1991	Gunerson et al.
5,114,374 A	5/1992	Estiva
5,117,994 A	6/1992	Leblanc et al.
5,207,338 A	5/1993	Sandhu
D339,197 S	9/1993	Ziegler
5,251,751 A	10/1993	Prussen
5,322,031 A	6/1994	Lerner et al.
D361,469 S	8/1995	Young

(Continued)

(**) Term: **14 Years**

FOREIGN PATENT DOCUMENTS

- (21) Appl. No.: **29/471,836**
- (22) Filed: **Nov. 5, 2013**

CH	59756 A	12/1911
DE	2355545 A1	5/1975
DE	1791260 B2	12/1975

Related U.S. Application Data

- (63) Continuation-in-part of application No. 29/435,276, filed on Oct. 22, 2012.

- (51) **LOC (10) Cl.** **07-01**
- (52) **U.S. Cl.**
USPC **D7/396.2**

- (58) **Field of Classification Search**
USPC D7/509-513, 533-536, 392.1, 392.2, D7/397, 398, 538, 514-518; 220/717, 718, 220/713, 203.18, 303; D24/194-197; D9/447, 529, 503, 504, 723, 435
See application file for complete search history.

(56) **References Cited**

U.S. PATENT DOCUMENTS

D130,791 S	12/1941	Porthouse et al.
2,977,013 A	3/1958	Clemens
4,619,271 A	10/1986	Burger et al.
D288,240 S	2/1987	Fuller
D288,241 S	2/1987	Fuller
4,676,386 A	6/1987	Phlaphongphanich
4,700,856 A	10/1987	Campbell et al.

Primary Examiner — Susan Bennett Hattan

Assistant Examiner — Brett Miller

(74) *Attorney, Agent, or Firm* — Robert Z. Evora, Esq.; Wade C. Yamazaki

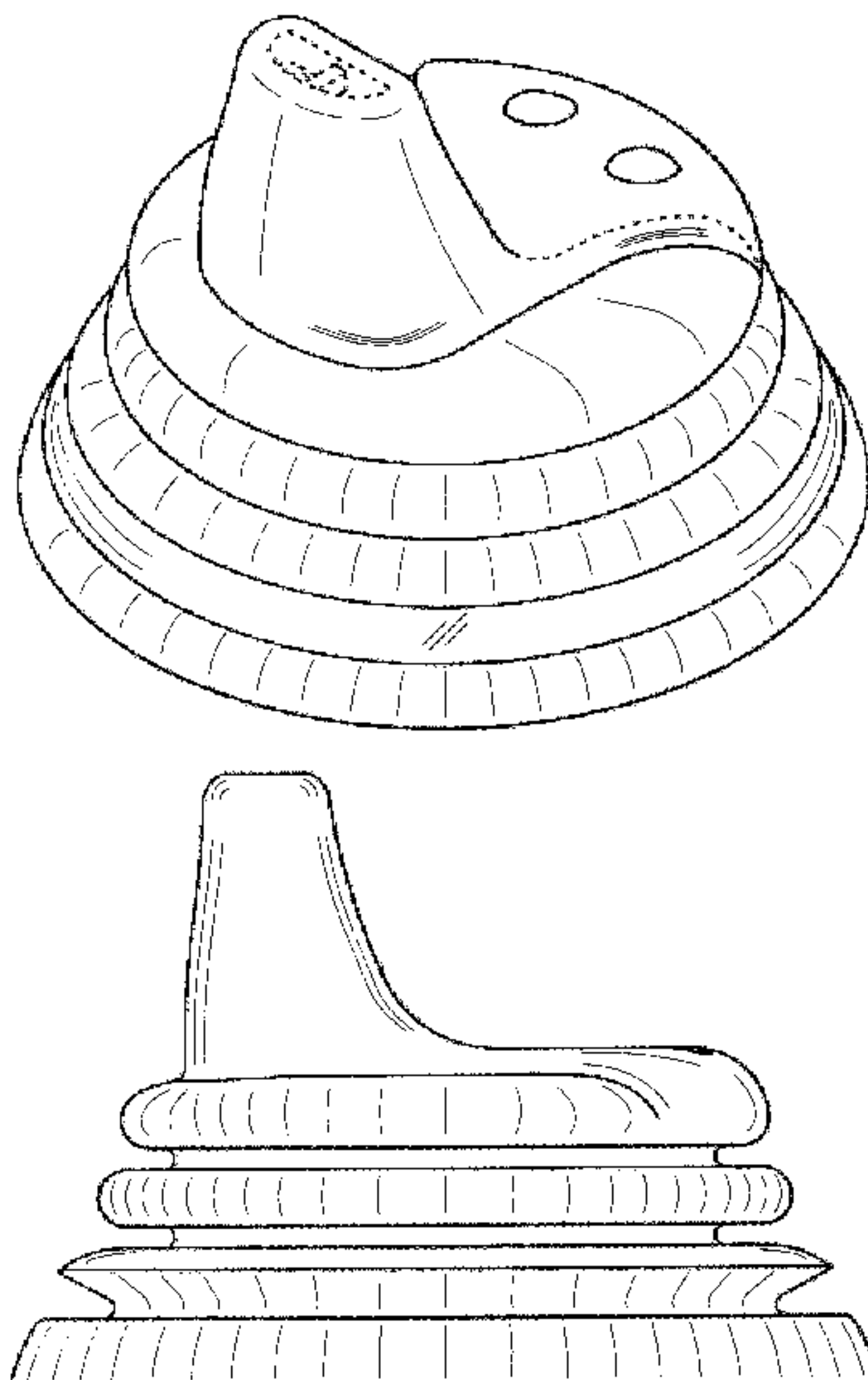
(57) **CLAIM**

The ornamental design for a drinking cup top, as shown and described.

DESCRIPTION

FIG. 1 is an upper front perspective view of a drinking cup top showing our new design;
 FIG. 2 is a front view thereof;
 FIG. 3 is a back view thereof;
 FIG. 4 is a right side view thereof;
 FIG. 5 is a left side view thereof;
 FIG. 6 is a top view thereof; and,
 FIG. 7 is a bottom view thereof.
 The broken lines shown in the drawings represent environmental structure in FIGS. 1 and 6-7 that form no part of the claimed design.

1 Claim, 7 Drawing Sheets



(56)

References Cited

U.S. PATENT DOCUMENTS

D384,748 S 10/1997 Dunn
 D385,748 S 11/1997 Iodice et al.
 D387,247 S * 12/1997 Randolph D7/510
 D397,906 S * 9/1998 Briggs et al. D7/392.1
 5,890,620 A 4/1999 Belcastro
 D417,591 S * 12/1999 Roehrig D7/510
 D421,878 S * 3/2000 Roehrig D7/510
 D434,944 S 12/2000 Randolph
 D454,642 S 3/2002 Hakim
 D457,778 S 5/2002 Randolph et al.
 D460,322 S 7/2002 Orr et al.
 D504,724 S * 5/2005 Randolph et al. D24/196
 6,994,225 B2 2/2006 Hakim
 D520,809 S * 5/2006 Randolph et al. D7/392.1
 D538,938 S * 3/2007 Pillado D24/197

D550,078 S * 9/2007 Henry et al. D9/435
 D567,384 S 4/2008 Sakulsacha et al.
 D579,722 S 11/2008 Sakulsacha et al.
 D617,465 S 6/2010 Hakim
 D630,510 S * 1/2011 Yacktman D9/447
 D634,196 S * 3/2011 Giraud et al. D9/447
 D634,439 S 3/2011 Hakim
 D667,558 S 9/2012 Hakim
 D671,793 S 12/2012 Hakim
 D679,948 S * 4/2013 Meyer et al. D7/534
 D684,268 S * 6/2013 Casey D24/197
 2002/0158075 A1 10/2002 Caldicott et al.
 2005/0056614 A1 3/2005 Morano et al.
 2007/0221604 A1 9/2007 Hakim
 2008/0128438 A1 * 6/2008 Lane 220/717
 2008/0237347 A1 10/2008 Gamble et al.
 2009/0020544 A1 1/2009 Yuen

* cited by examiner

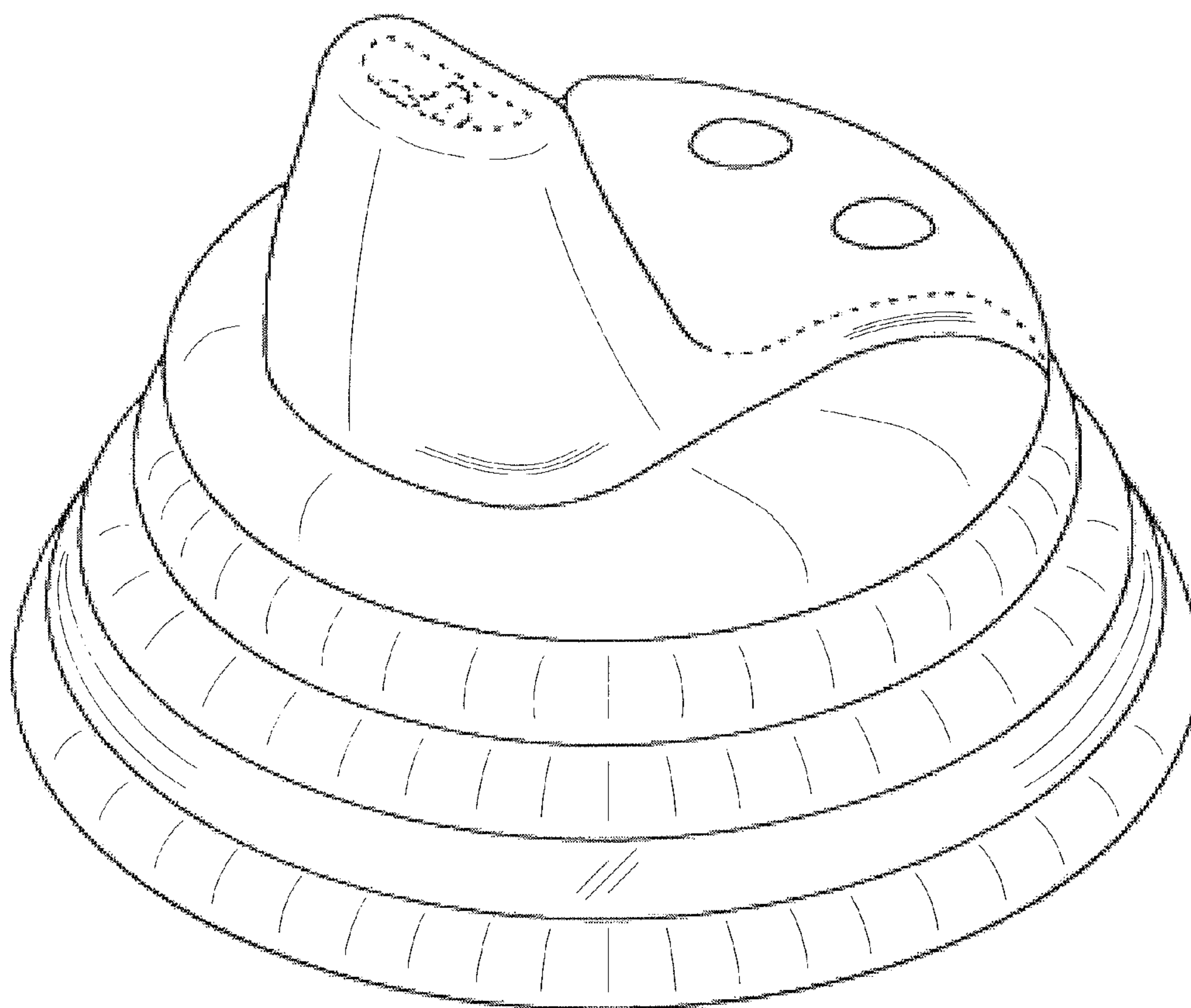


FIG. 1




FIG. 2

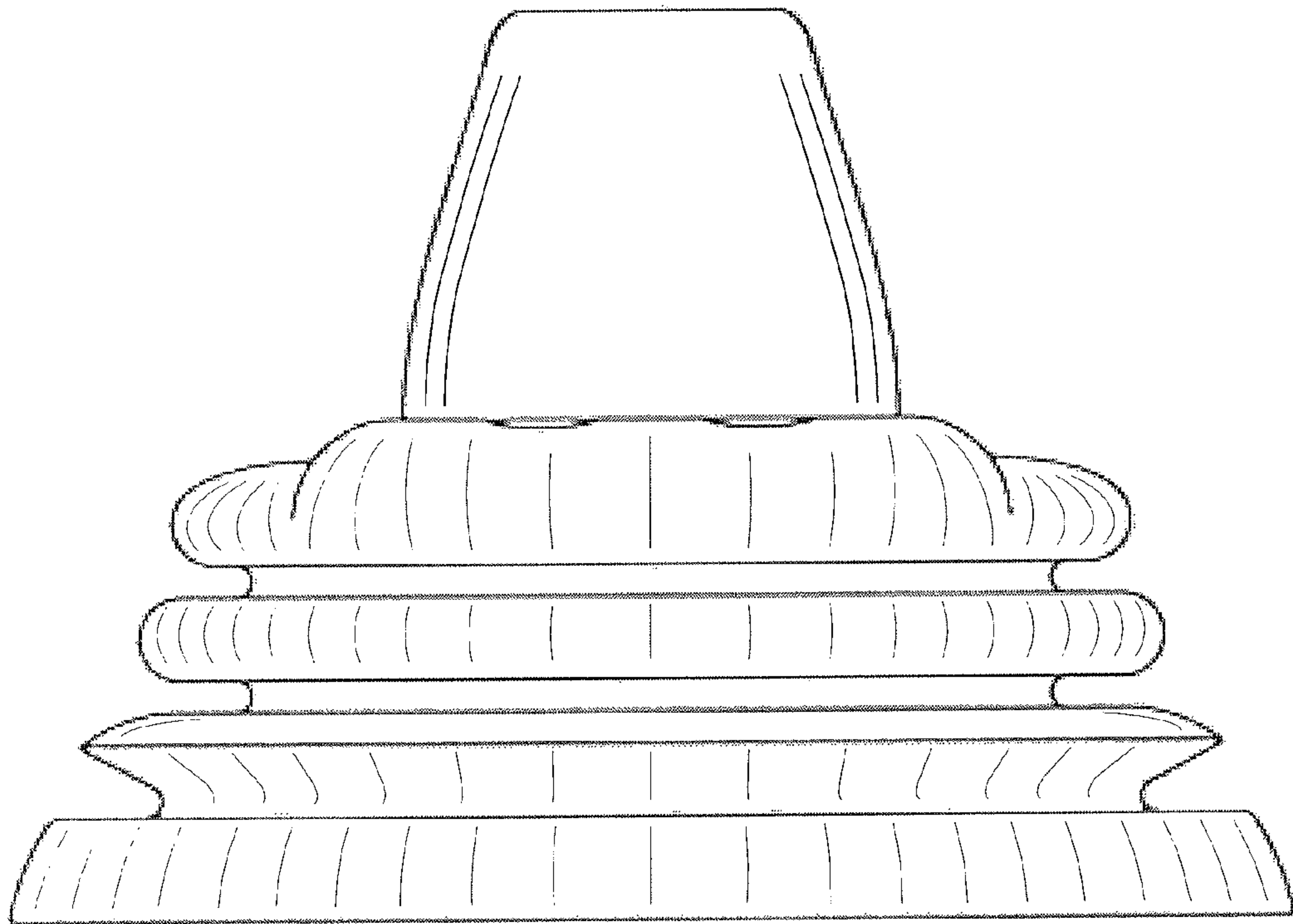


FIG. 3

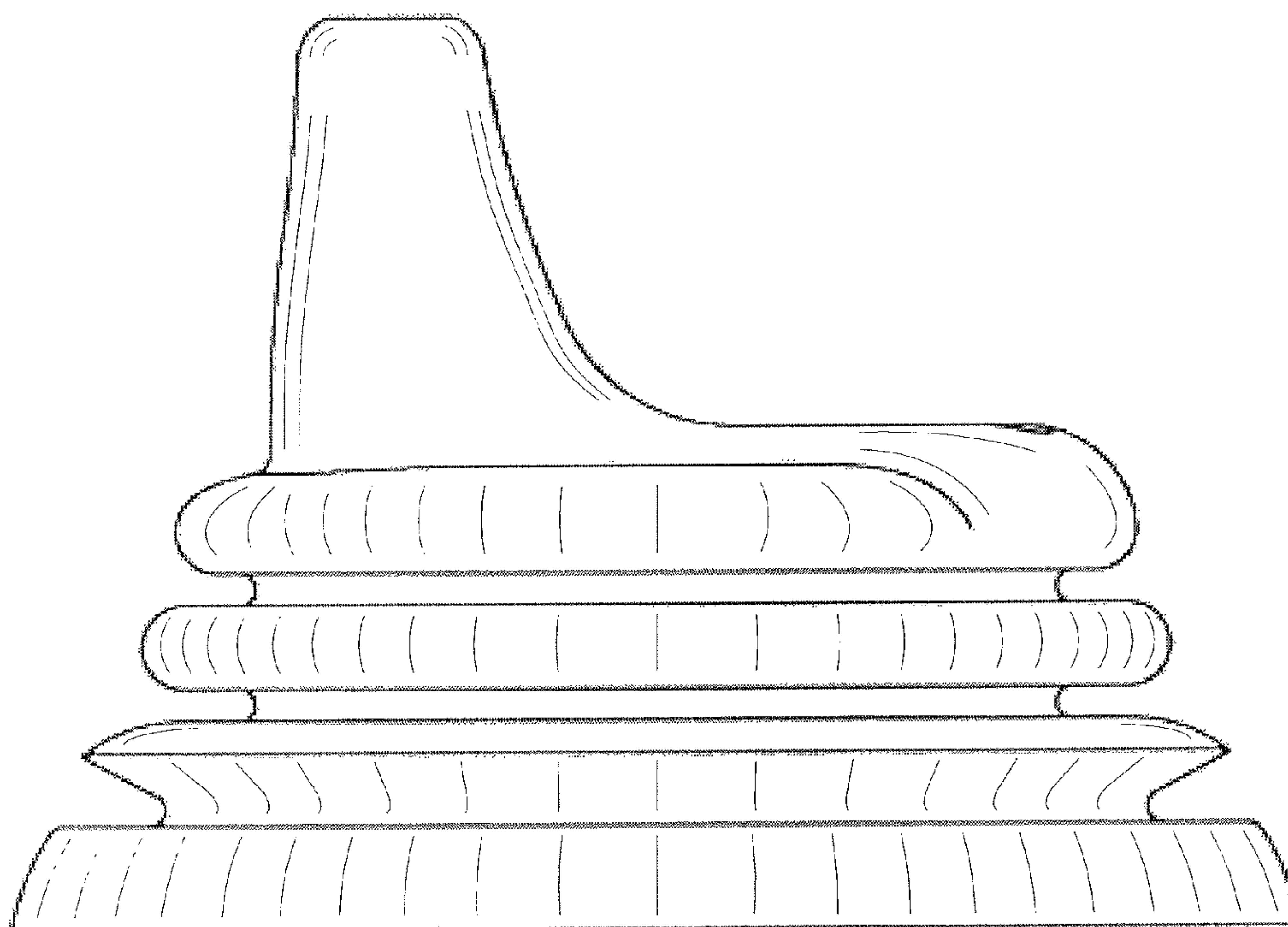


FIG. 4

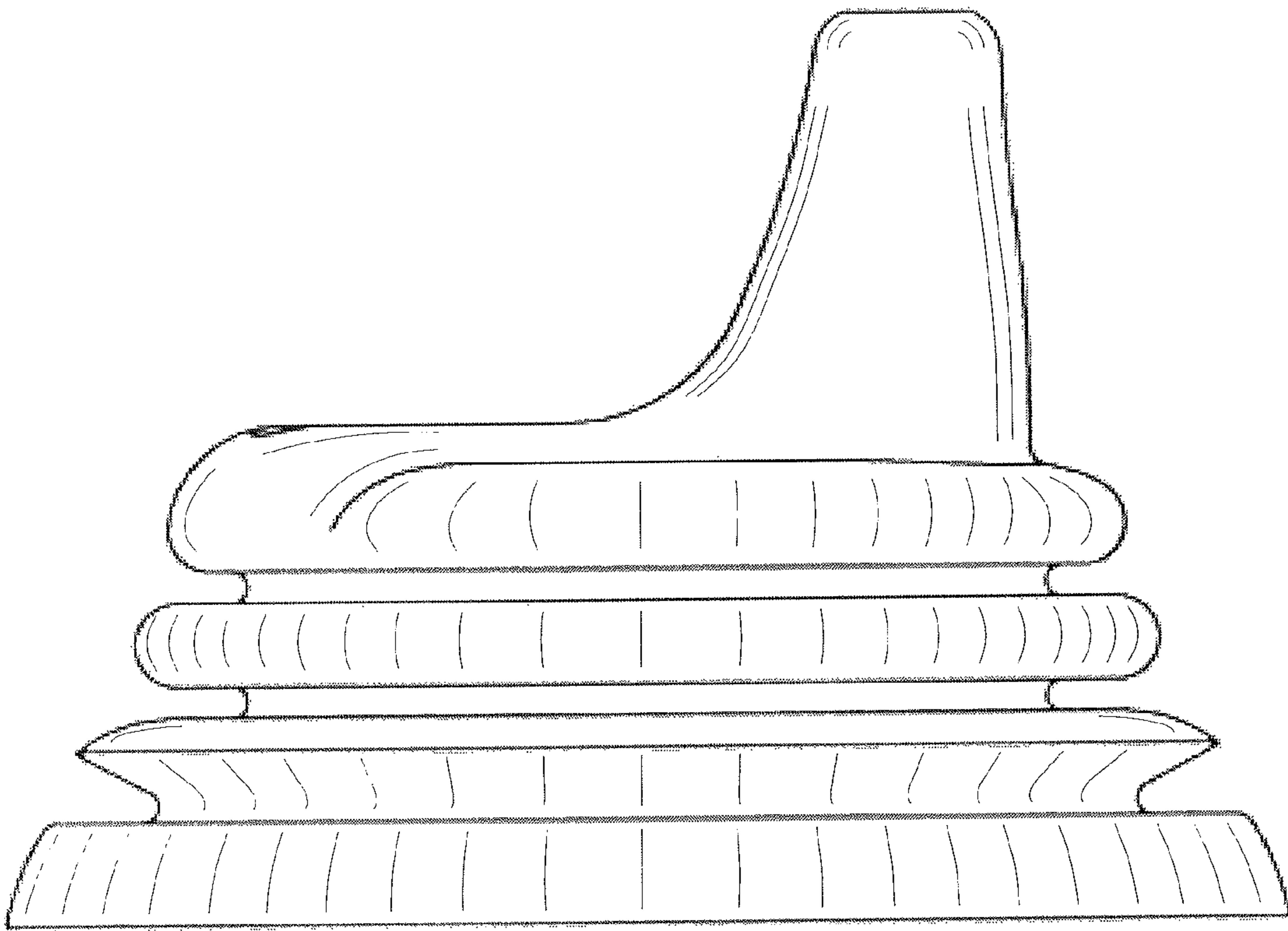


FIG. 5

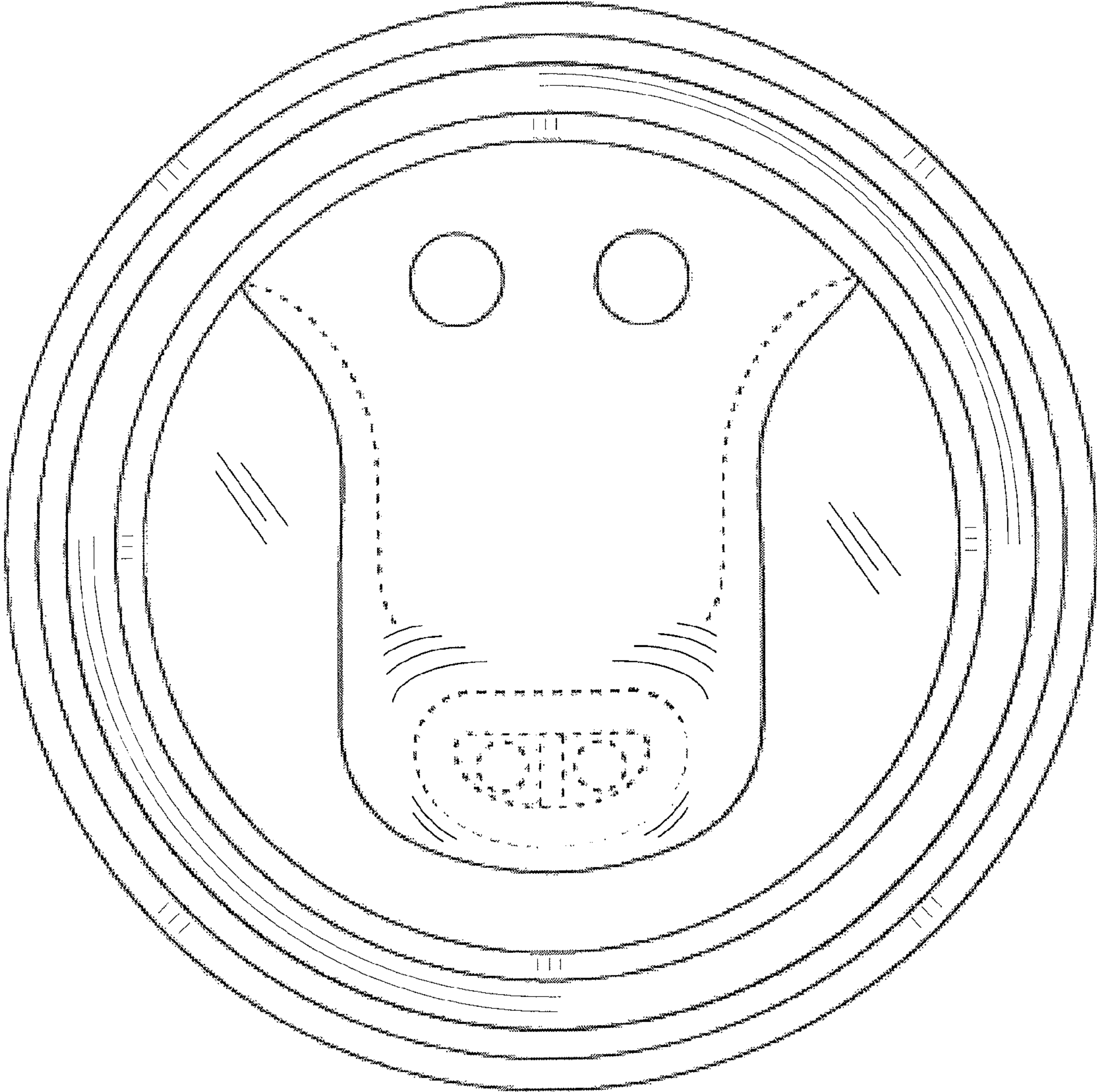


FIG. 6

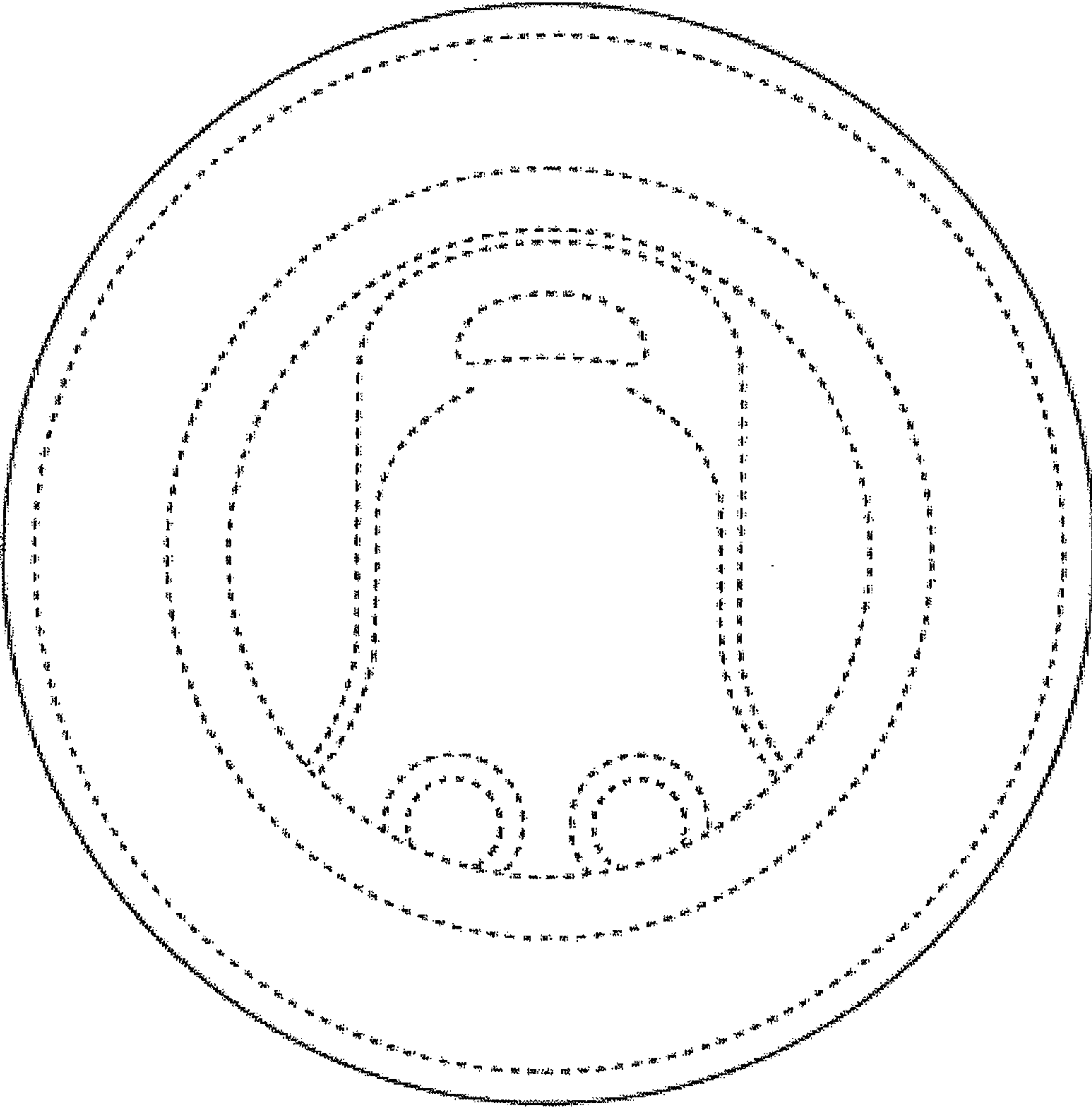


FIG. 7