



US00D717087S

(12) **United States Design Patent**  
**Taber**

(10) **Patent No.:** **US D717,087 S**

(45) **Date of Patent:** **\*\* Nov. 11, 2014**

(54) **FURNITURE LEG**

(71) Applicant: **Hickory Chair, a division of HDM Furniture Industries, Inc.**, High Point, NC (US)

(72) Inventor: **Thor Taber**, Hickory, NC (US)

(73) Assignee: **HHG Global Designs LLC**, High Point, NC (US)

(\*\*) Term: **14 Years**

(21) Appl. No.: **29/442,710**

(22) Filed: **Apr. 24, 2013**

(51) **LOC (10) Cl.** ..... **06-06**

(52) **U.S. Cl.**  
USPC ..... **D6/709.16; D6/709.17**

(58) **Field of Classification Search**  
USPC ..... D6/709, 710, 709.16, 709.17, 685, 691, D6/691.8; 248/188, 188.1, 188.8; 108/152, 108/153.1, 156, 161

See application file for complete search history.

(56) **References Cited**

U.S. PATENT DOCUMENTS

D81,035 S *	4/1930	Trout	.....	D6/495
D190,332 S *	5/1961	Jakobsen	.....	D6/495
5,203,528 A *	4/1993	Oke	.....	248/188.4
D521,280 S *	5/2006	Paus	.....	D6/495

\* cited by examiner

*Primary Examiner* — Janice Seeger

(74) *Attorney, Agent, or Firm* — Husch Blackwell LLP; J. Aron Carnahan

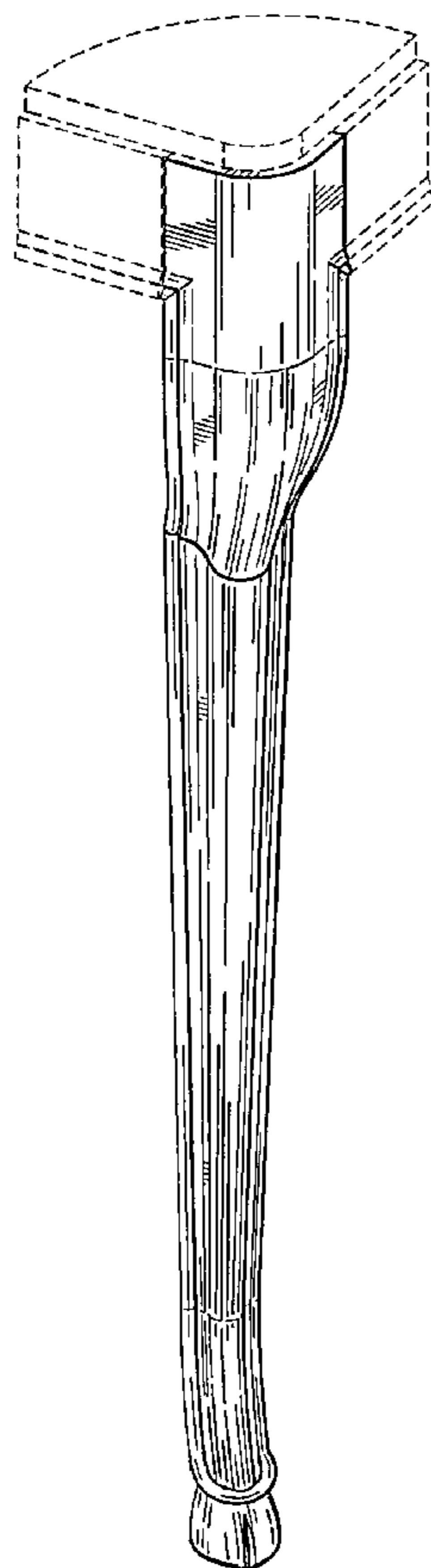
(57) **CLAIM**

The ornamental design for a furniture leg, as shown and described.

**DESCRIPTION**

FIG. 1 is a perspective view of a furniture leg.  
FIG. 2 is a front view of the furniture leg of FIG. 1, a right side view of the furniture leg being a mirror image of the front view.  
FIG. 3 is a left side view of the furniture leg of FIG. 1, a rear view of the furniture leg being a mirror image of the left side view.  
FIG. 4 is a top view of the furniture leg of FIG. 1; and, FIG. 5 is a bottom view of the furniture leg of FIG. 1.  
The broken lines illustrate environment and/or boundaries of the claimed design, and form no part of the claimed design.

**1 Claim, 2 Drawing Sheets**



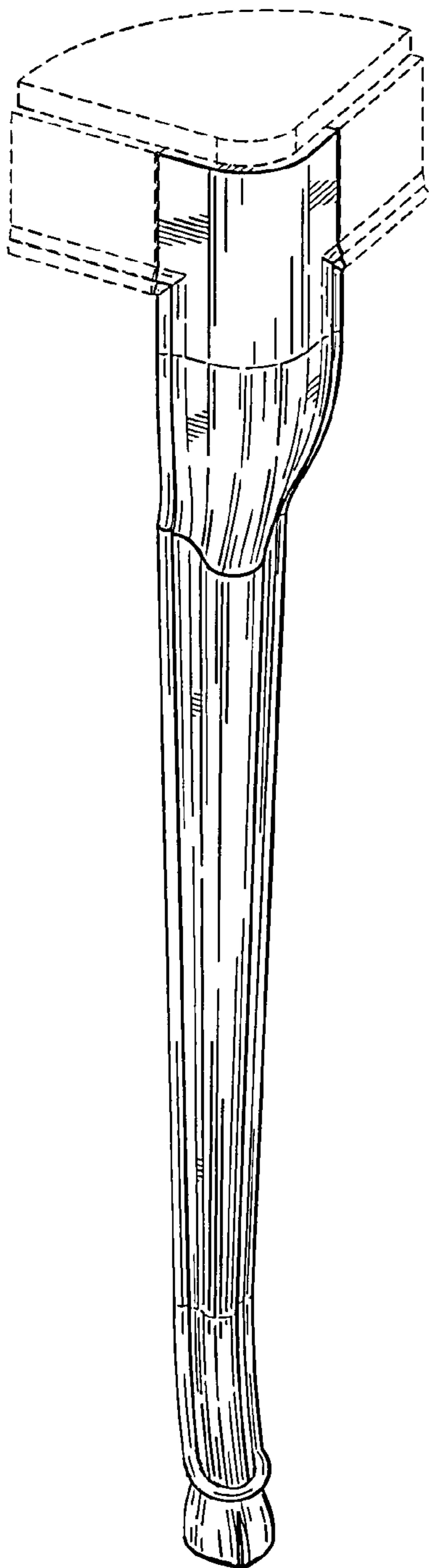


FIG. 1

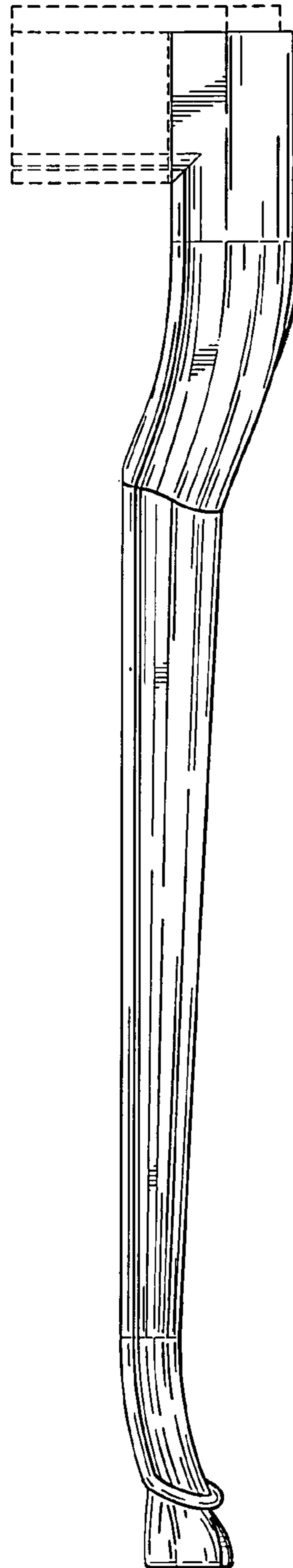


FIG. 2

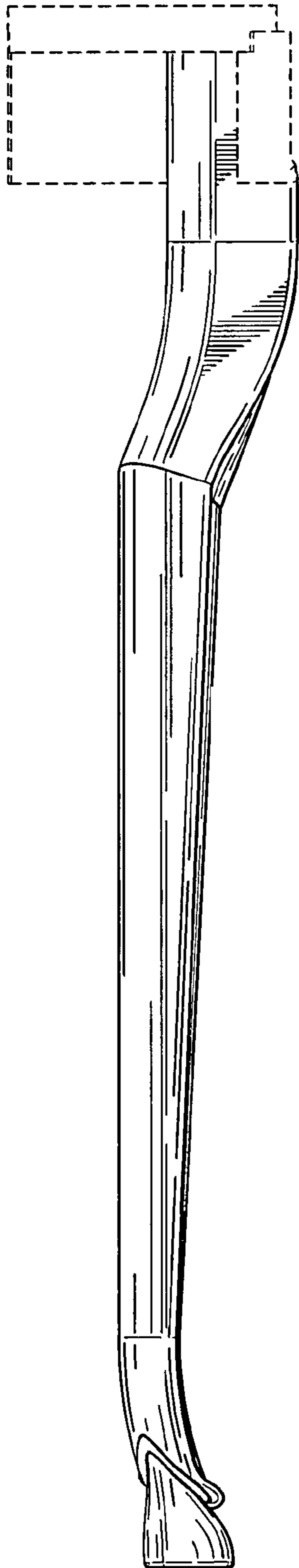


FIG. 3

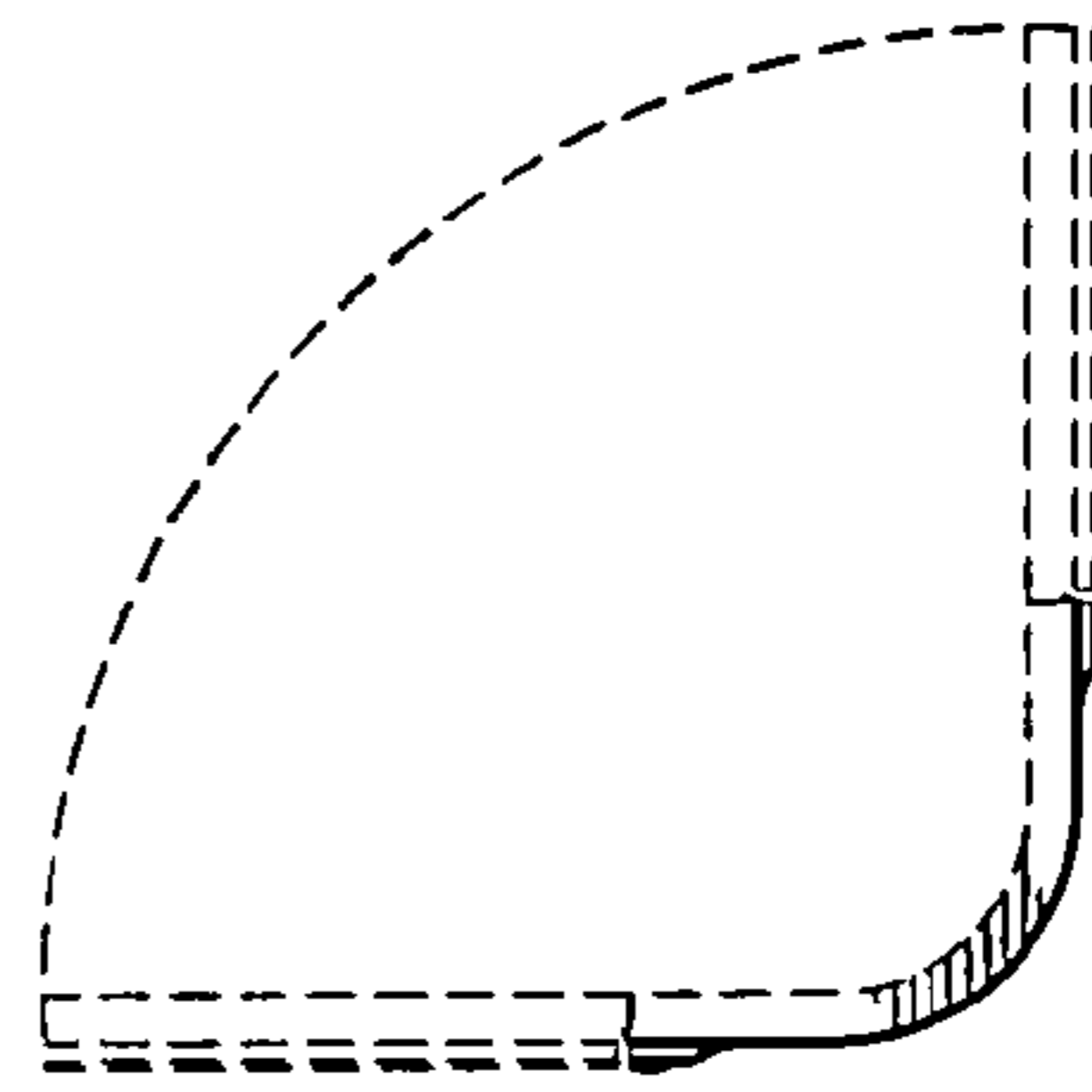


FIG. 4

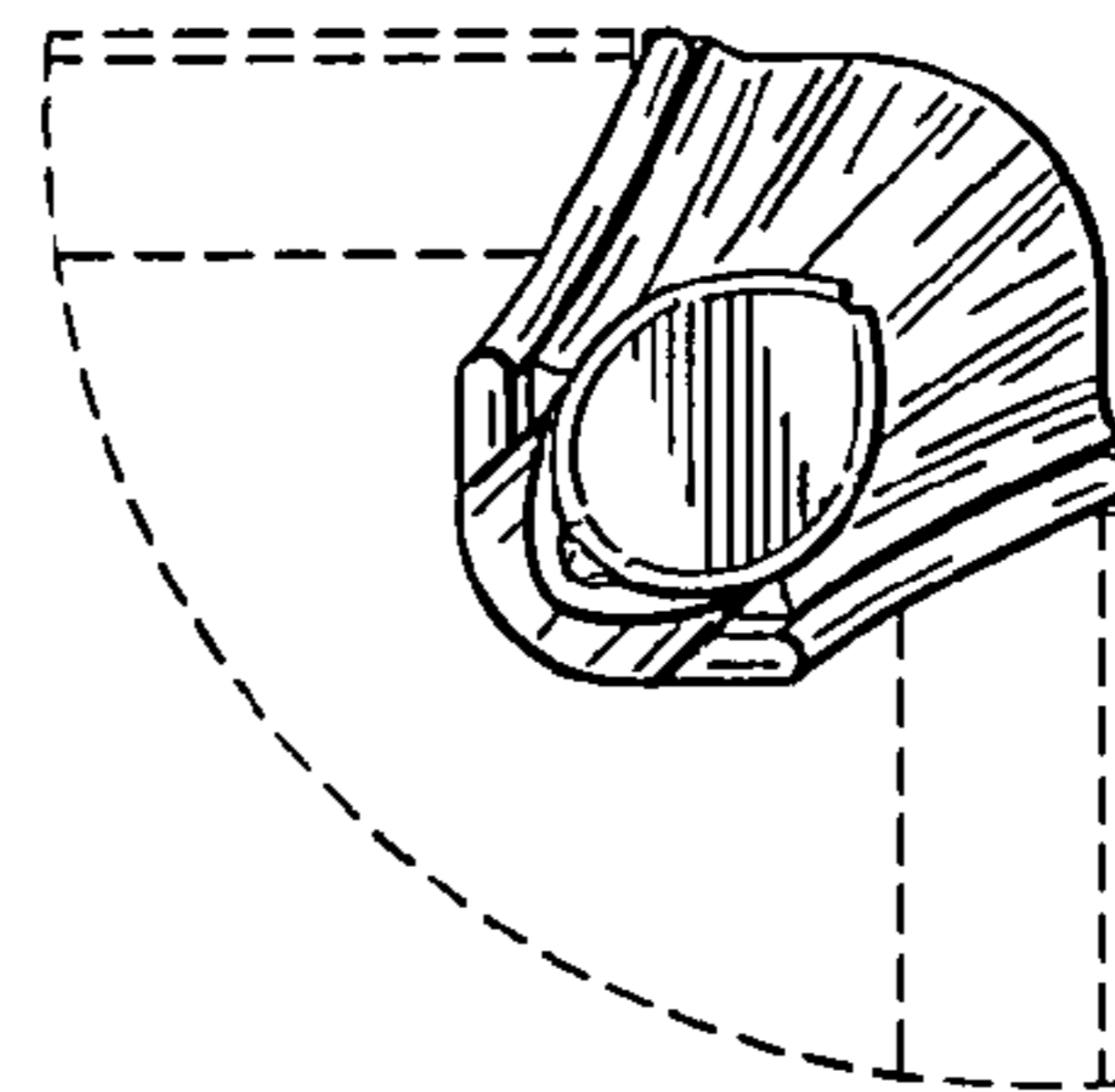


FIG. 5