



US00D717086S

(12) **United States Design Patent**  
**Pendleton**

(10) **Patent No.:** **US D717,086 S**

(45) **Date of Patent:** **\*\* Nov. 11, 2014**

(54) **SHELF**

(71) Applicant: **Pendleton Safe Company**, Loganville, GA (US)

(72) Inventor: **Bruce Pendleton**, Loganville, GA (US)

(73) Assignee: **Pendleton Safe Company, Inc.**, Loganville, GA (US)

(\*\*) Term: **14 Years**

(21) Appl. No.: **29/489,214**

(22) Filed: **Apr. 28, 2014**

(51) **LOC (10) Cl.** ..... **06-06**

(52) **U.S. Cl.**  
USPC ..... **D6/705.7**

(58) **Field of Classification Search**  
USPC ..... D99/43, 99; D6/653, 654, 655, 681.2, D6/329, 705.7, 705, 705.1, 705.2, 705.3, D6/707.14, 707.2, 512, 553, 567, 574; D7/500, 550.1, 554.2, 554.4, 501; 108/28, 29, 94, 139; 248/235, 309.1; 211/13.1, 71.01, 77, 86.01, 88.01, 211/88.03, 90.01, 126.1, 134, 144, 135, 211/153, 163

See application file for complete search history.

(56) **References Cited**

**U.S. PATENT DOCUMENTS**

4,249,464 A \* 2/1981 Hansen ..... 99/450  
D341,276 S \* 11/1993 Jones ..... D6/457

D354,862 S \* 1/1995 Goldberg ..... D6/461  
D485,458 S \* 1/2004 Govrik et al. .... D6/511  
D485,717 S \* 1/2004 Boron ..... D6/511  
D485,718 S \* 1/2004 Boron ..... D6/511  
D493,311 S \* 7/2004 Searer ..... D6/511  
D509,390 S \* 9/2005 Boron et al. .... D6/511  
D511,639 S \* 11/2005 Boron et al. .... D6/511  
D519,303 S \* 4/2006 Winig et al. .... D6/467  
D559,596 S \* 1/2008 Matty et al. .... D6/511  
D570,630 S \* 6/2008 D'Angelo ..... D6/511  
D609,511 S \* 2/2010 Ladner ..... D6/511  
D674,631 S \* 1/2013 Blanc ..... D6/707.22  
2003/0173321 A1 \* 9/2003 Craft et al. .... 211/144

\* cited by examiner

*Primary Examiner* — Elizabeth J Oswecki

(74) *Attorney, Agent, or Firm* — Brient Globerman LLC

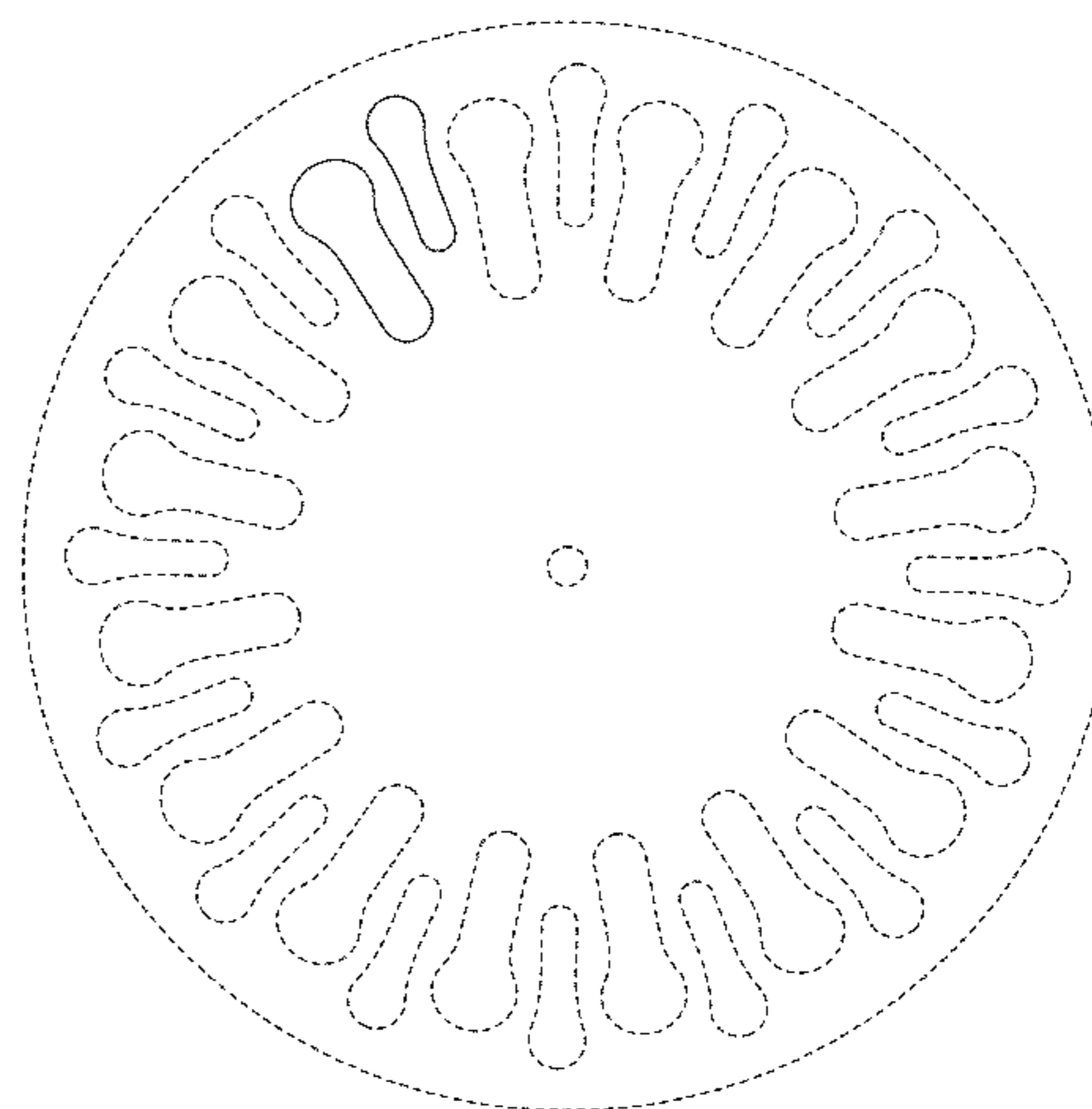
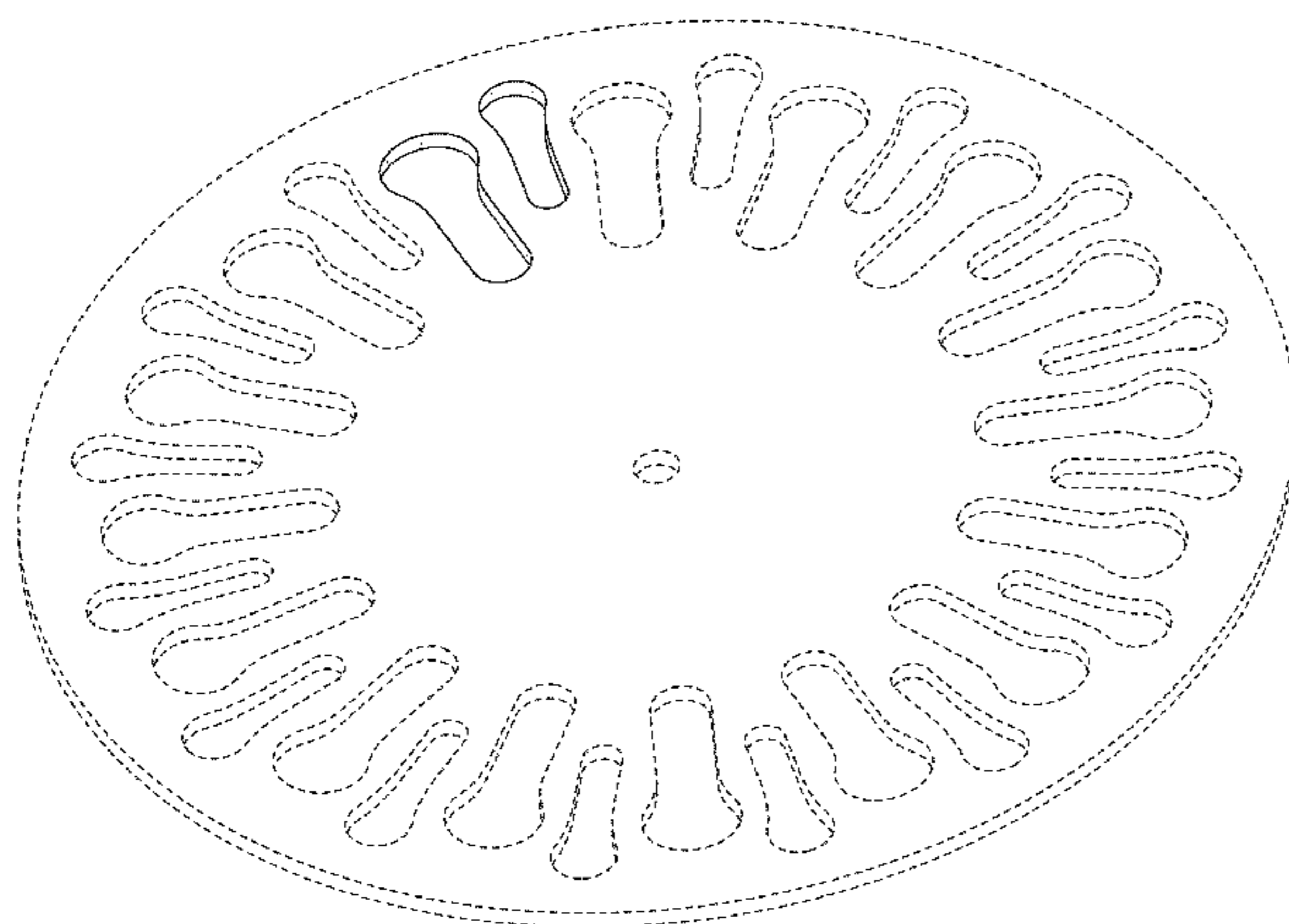
(57) **CLAIM**

The ornamental design for a shelf, as shown and described.

**DESCRIPTION**

FIG. 1 is a perspective view of a shelf showing my new design;  
FIG. 2 is a top plan view thereof, the bottom plan view being identical thereof; and,  
FIG. 3 is a front elevation view thereof, the back elevation view, the right side elevation view, and the left side elevation view being a mirror image thereof.  
The broken lines shown in FIGS. 1 through 3 illustrate portions of the shelf that form no part of the claimed design.

**1 Claim, 3 Drawing Sheets**



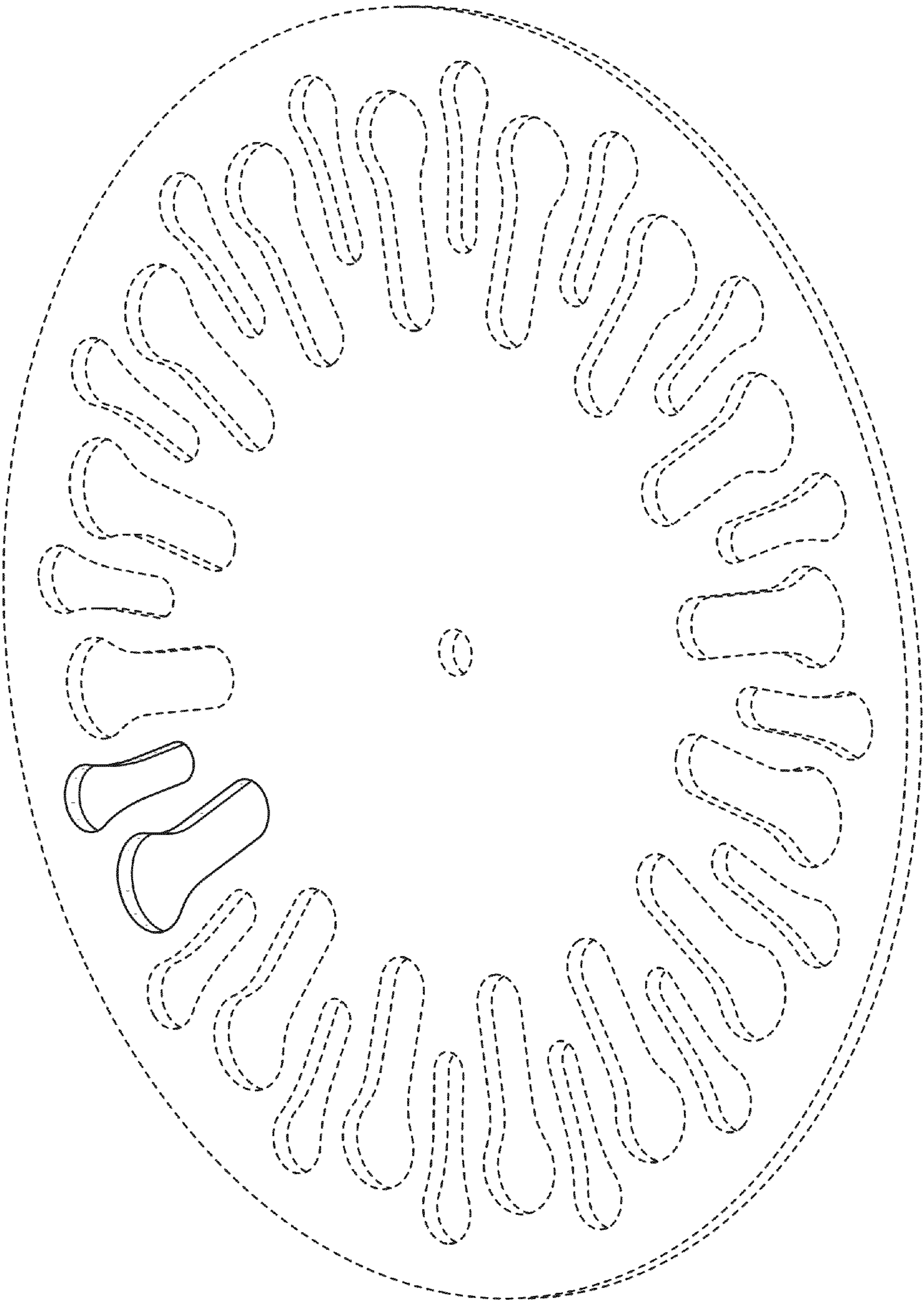


FIG. 1

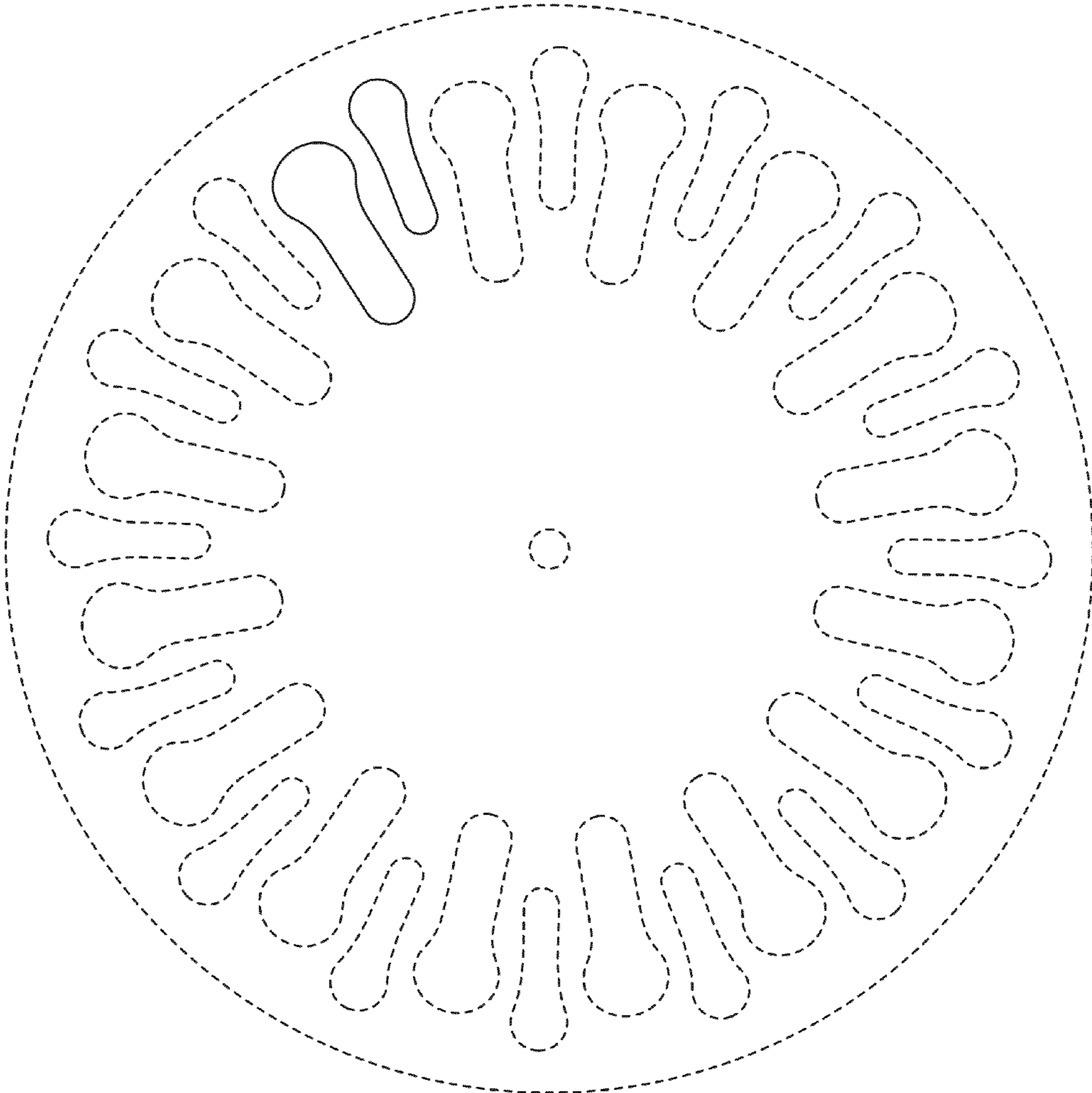



FIG. 2



**FIG. 3**