



US00D717073S

(12) **United States Design Patent**
Mitchell

(10) **Patent No.:** **US D717,073 S**

(45) **Date of Patent:** **** Nov. 11, 2014**

(54) **MAT FOR EXERCISE AND LEARNING WITH A TELEPHONE KEYPAD PATTERN**

(71) Applicant: **Debby Mitchell**, Orlando, FL (US)

(72) Inventor: **Debby Mitchell**, Orlando, FL (US)

(73) Assignee: **Geomotion Group, Inc.**, Orlando, FL (US)

(**) Term: **14 Years**

(21) Appl. No.: **29/464,738**

(22) Filed: **Aug. 20, 2013**

(51) **LOC (10) Cl.** **06-11**

(52) **U.S. Cl.**
USPC **D6/588**

(58) **Field of Classification Search**
USPC D6/582, 583, 588, 592, 613, 616, 622;
D5/30, 43; D12/203; 4/581, 582;
5/417, 420; 15/215, 217, 238; 428/80,
428/85, 106; 296/97.23

See application file for complete search history.

(56) **References Cited**

U.S. PATENT DOCUMENTS

D172,987 S * 9/1954 Quigley D6/588
5,360,653 A * 11/1994 Ackley 428/71
D370,818 S * 6/1996 D'Alessio D6/582
6,120,032 A * 9/2000 Wissinger 273/430

7,068,499 B2 * 6/2006 Aisenberg 361/679.56
D552,909 S * 10/2007 McGrath et al. D6/582
D658,419 S * 5/2012 Anderson D6/588
D679,124 S * 4/2013 Becker D6/592
2004/0185219 A1 * 9/2004 Guess 428/85
2007/0268268 A1 * 11/2007 Allison 345/173
2008/0096183 A1 * 4/2008 Cotran et al. 434/428
2009/0015440 A1 * 1/2009 Patterson et al. 341/34
2009/0221372 A1 * 9/2009 Casey et al. 463/36

* cited by examiner

Primary Examiner — Karen S Acker

(74) Attorney, Agent, or Firm — Antonio G. Tapia

(57) **CLAIM**

The ornamental design for a mat for exercise and learning with a telephone keypad pattern, as shown and described.

DESCRIPTION

The patent or application contains at least one drawing executed in color. Copies of this patent or patent application publication with color drawing(s) will be provided by the Office upon request and payment of the necessary fee.

FIG. 1 is a top plan view of a mat for exercise and learning with telephone keypad pattern showing my new design completely unrolled and flattened;

FIG. 2 is a bottom plan view thereof;

FIG. 3 is a right elevation view thereof; and,

FIG. 4 is a left elevation view thereof.

1 Claim, 3 Drawing Sheets
(1 of 3 Drawing Sheet(s) Filed in Color)

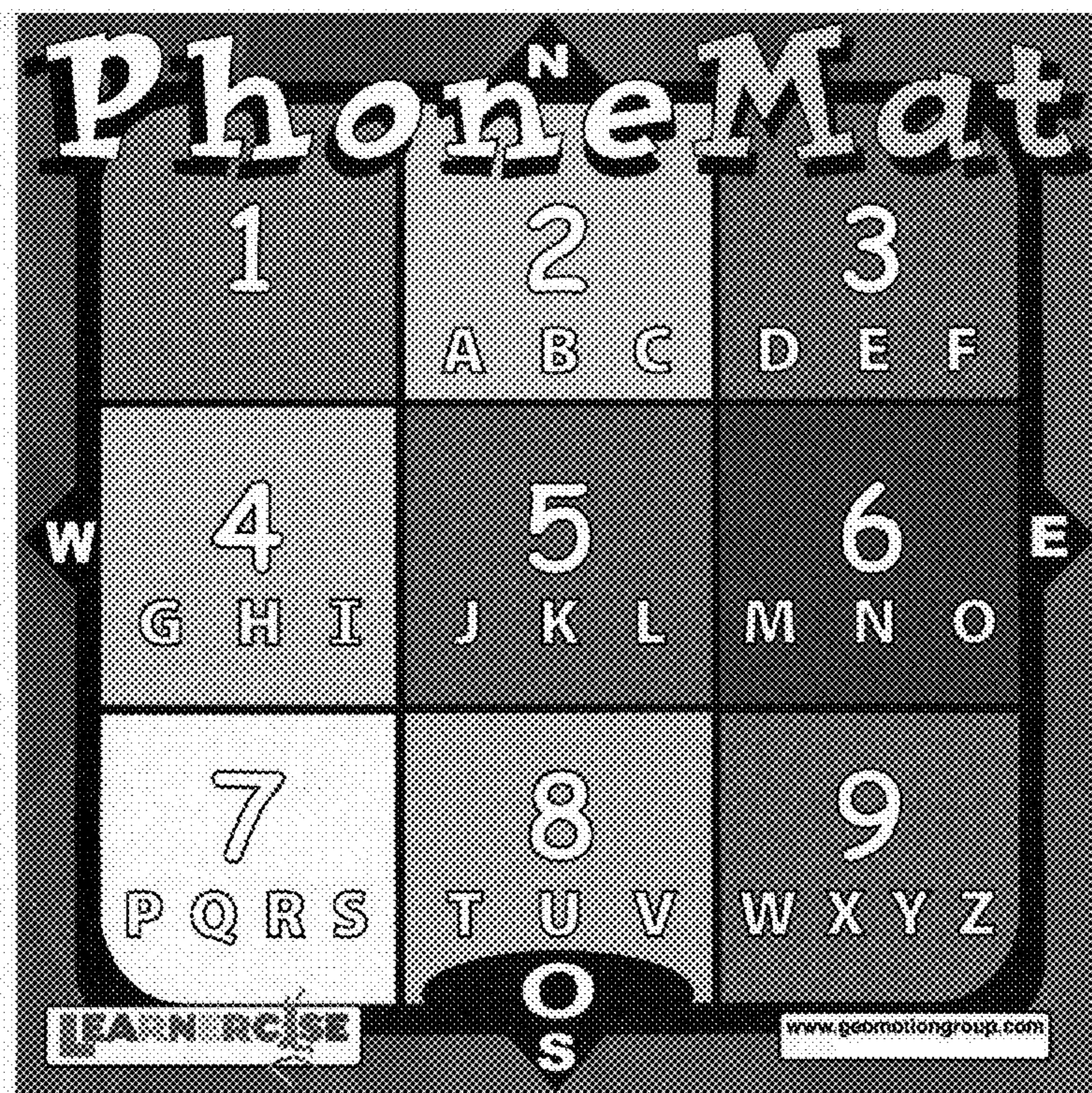


FIG. 1

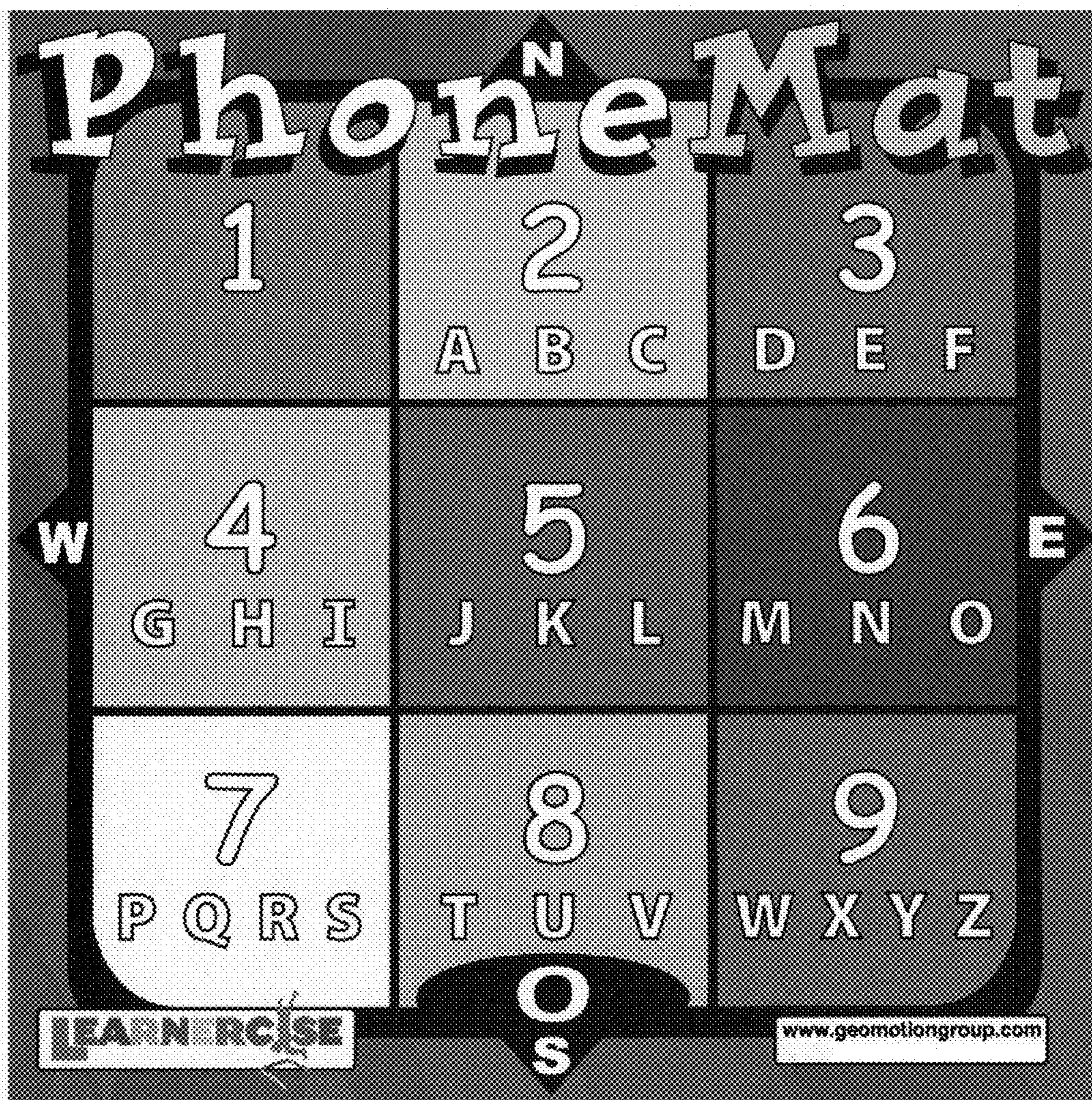


FIG. 2




FIG. 3



FIG. 4

