



US00D717060S

(12) **United States Design Patent**
Adjaye

(10) **Patent No.:** **US D717,060 S**
(45) **Date of Patent:** **** Nov. 11, 2014**

(54) **CHAIR**

(71) Applicant: **Knoll, Inc.**, East Greenville, PA (US)

(72) Inventor: **David Adjaye**, London (GB)

(73) Assignee: **Knoll, Inc.**, East Greenville, PA (US)

(**) Term: **14 Years**

(21) Appl. No.: **29/456,632**

(22) Filed: **May 31, 2013**

(51) **LOC (10) Cl.** **06-01**

(52) **U.S. Cl.**
USPC **D6/375**

(58) **Field of Classification Search**
CPC A47C 3/04; A47C 3/12; A47C 4/03;
A47C 5/04; A47C 7/02
USPC D6/334-336, 371-373, 374, 375, 376,
D6/380, 716, 716.1, 716.2, 716.3, 716.4;
297/239, 445.1, 446.1, 452.12, 452.15,
297/452.19, 452.46

See application file for complete search history.

(56) **References Cited**

U.S. PATENT DOCUMENTS

3,146,028	A	*	8/1964	Grosfillex	A47C 3/12
D578,786	S	*	10/2008	Cantarutti	D6/375
D591,966	S	*	5/2009	Bouroullec et al.	D6/375
D646,074	S	*	10/2011	Cantarutti	D6/376
D646,076	S	*	10/2011	Levy	D6/375
D668,469	S	*	10/2012	Siegel	D6/375
D698,171	S	*	1/2014	Ciocchini	D6/375

* cited by examiner

Primary Examiner — Mimosa De

(74) *Attorney, Agent, or Firm* — Buchanan Ingersoll & Rooney PC

(57) **CLAIM**

The ornamental design for a chair, as shown and described.

DESCRIPTION

FIG. 1 is a perspective view of a chair showing my new design;
FIG. 2 is a front elevational view thereof;
FIG. 3 is a rear elevational view thereof;
FIG. 4 is a top plan view thereof;
FIG. 5 is a bottom plan view thereof;
FIG. 6 is a left side elevational view thereof; and,
FIG. 7 is a right side elevational view thereof.
The phantom lines in the drawings form no part of the claimed design.

1 Claim, 7 Drawing Sheets





FIG. 1

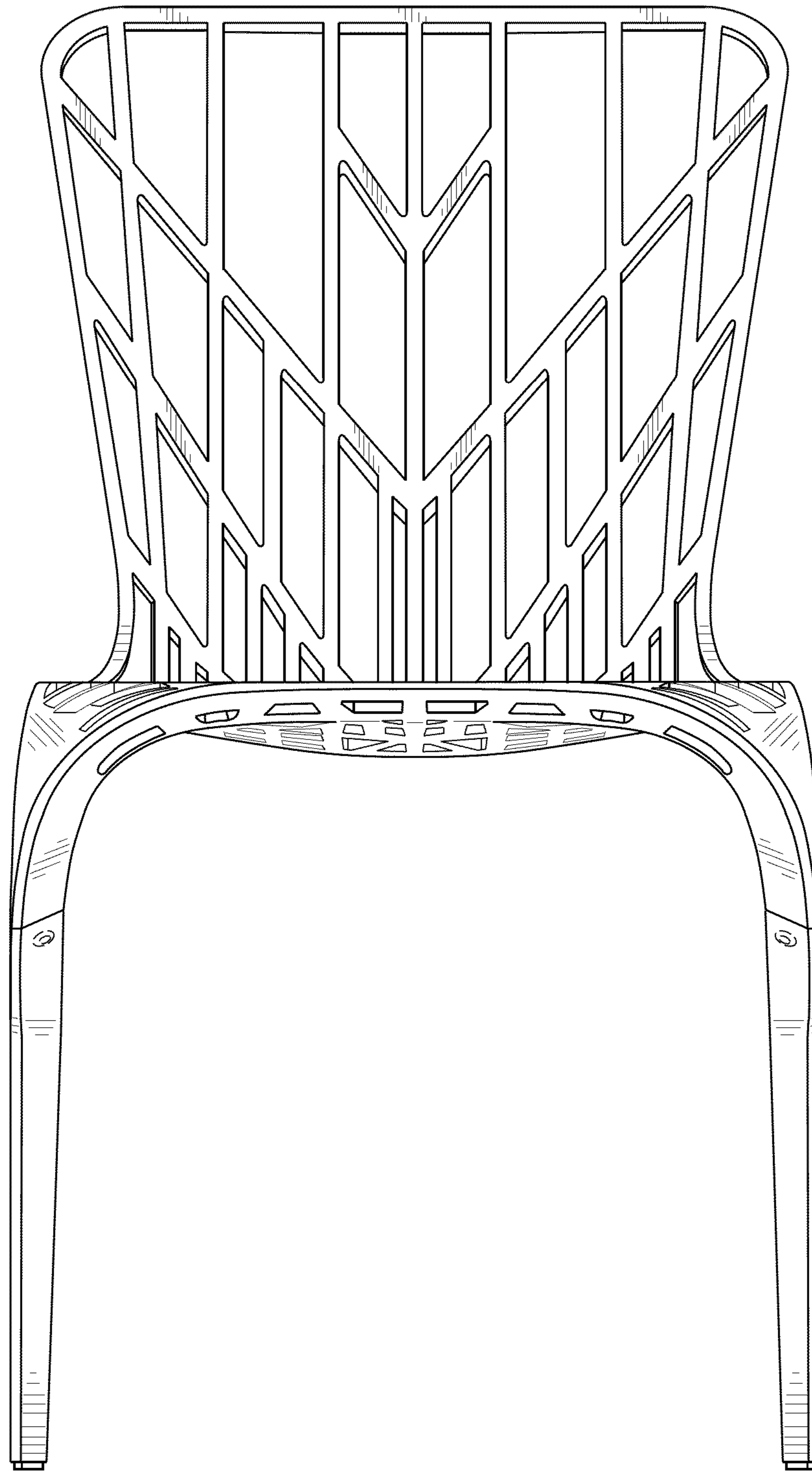


FIG. 2

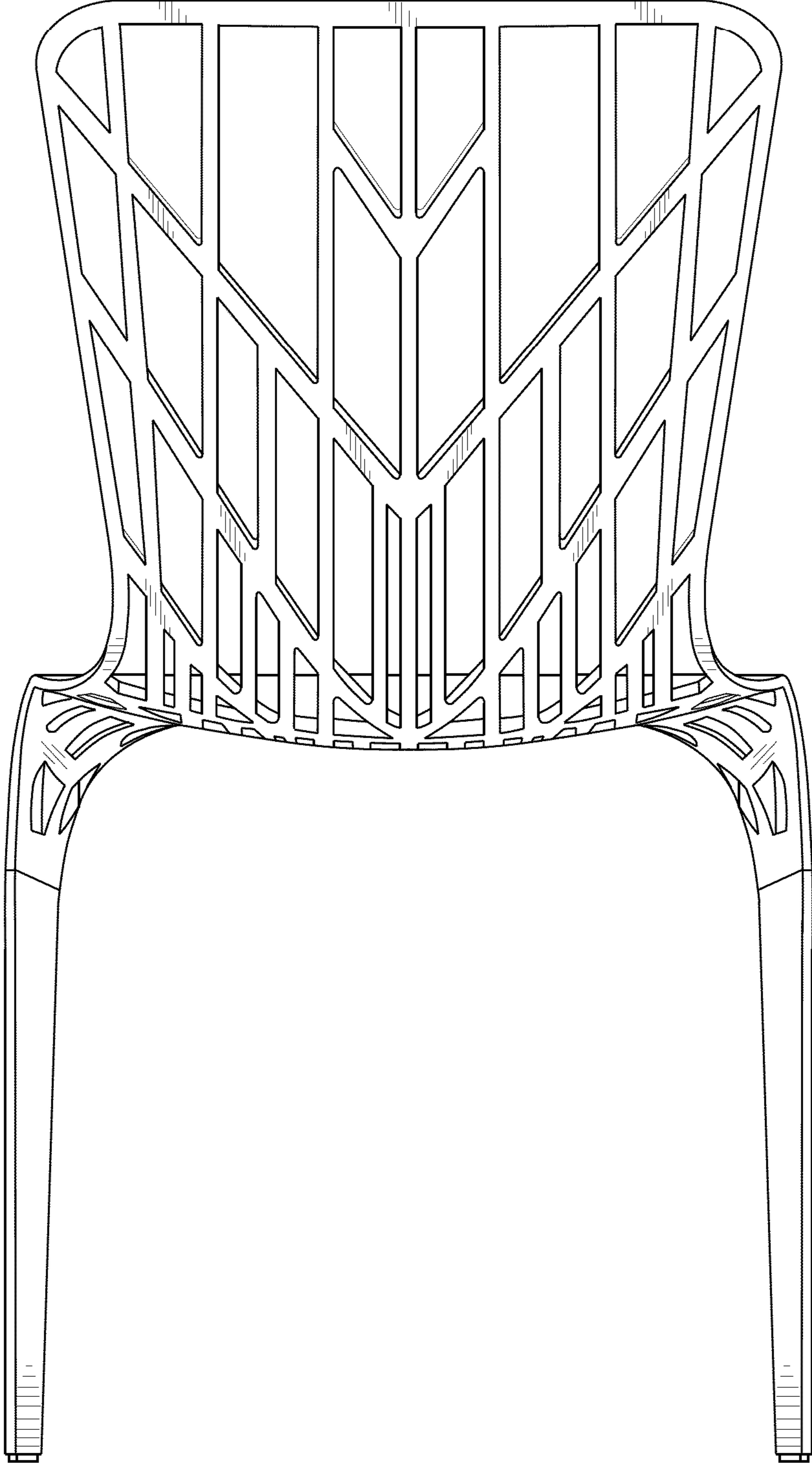


FIG. 3




FIG. 4




FIG. 5

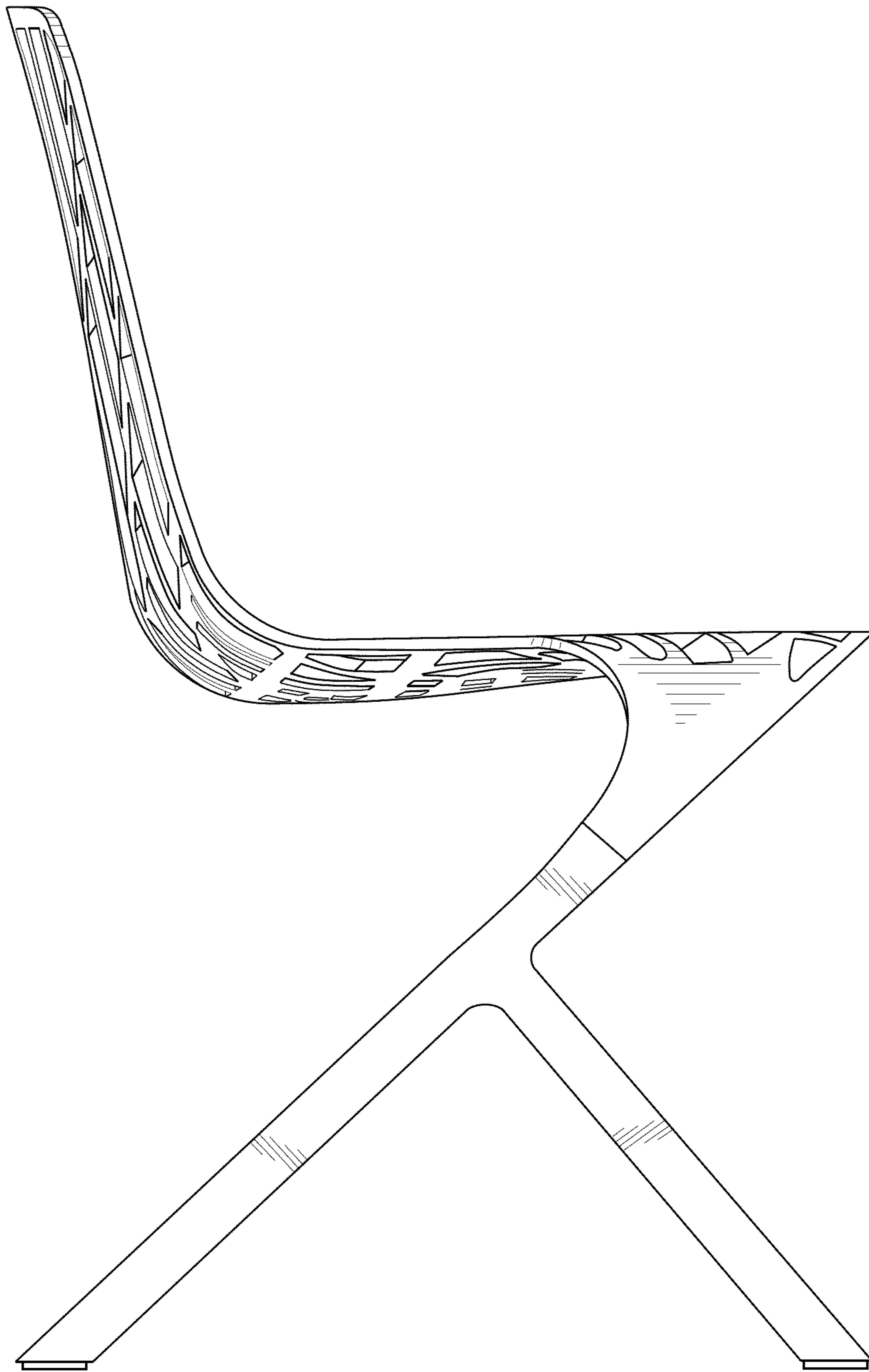


FIG. 6

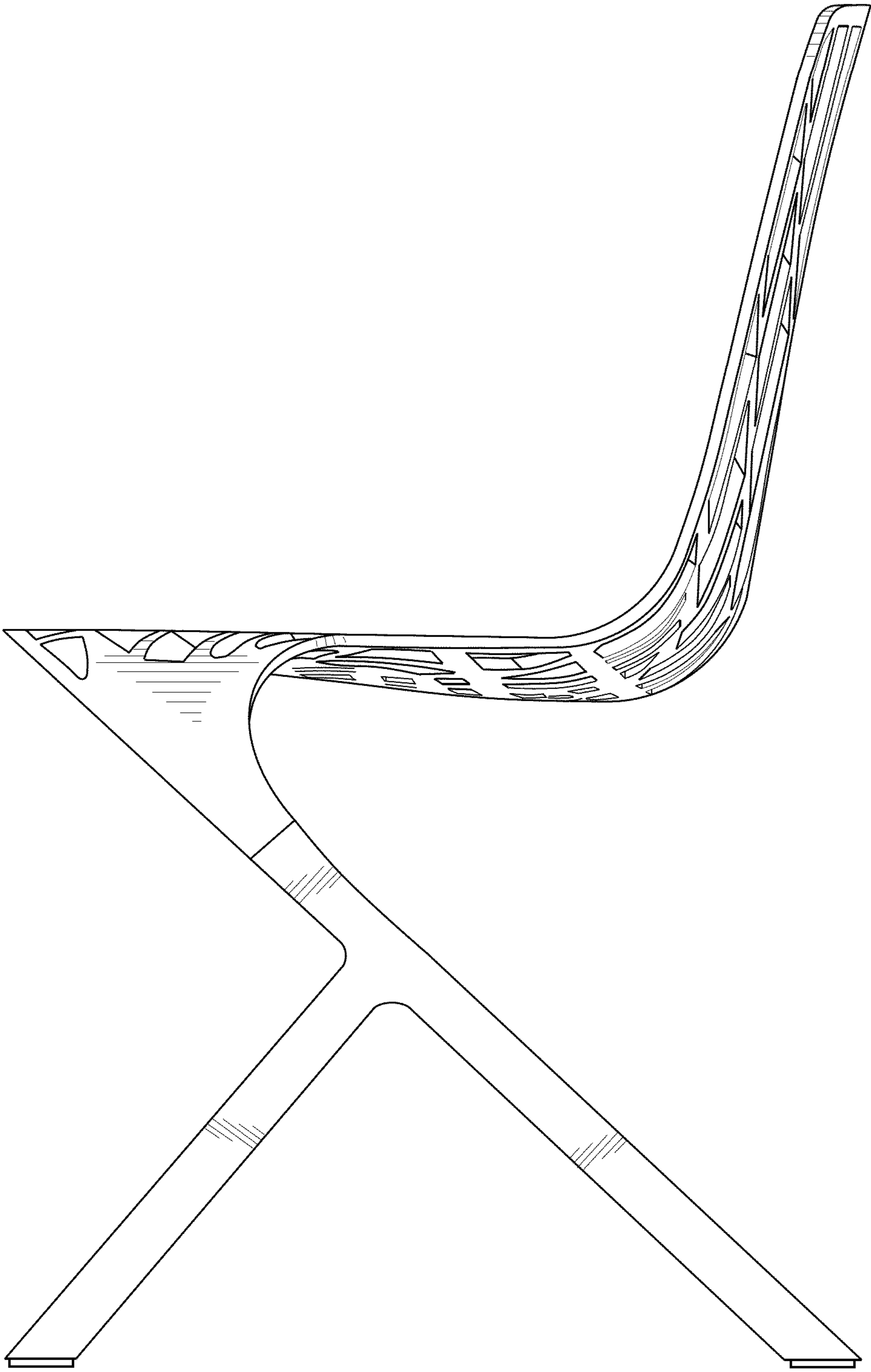


FIG. 7