



US00D717055S

(12) **United States Design Patent**
Fenton et al.

(10) **Patent No.:** **US D717,055 S**
(45) **Date of Patent:** **** Nov. 11, 2014**

(54) **SEAT**

(71) Applicant: **AMI Industries**, Colorado Springs, CO
(US)

(72) Inventors: **Jonathan Fenton**, London (GB);
Anthony Harcup, Surrey (GB)

(73) Assignee: **AMI Industries, Inc.**, Colorado Springs,
CO (US)

(**) Term: **14 Years**

(21) Appl. No.: **29/469,167**

(22) Filed: **Oct. 8, 2013**

(30) **Foreign Application Priority Data**

Apr. 8, 2013 (EM) 00136754400010007

(51) **LOC (10) Cl.** **06-01**

(52) **U.S. Cl.**
USPC **D6/362**

(58) **Field of Classification Search**
USPC D6/333-336, 342-356, 360-381, 388,
D6/403, 491-502, 692, 708, 708.21, 716,
D6/716.2-716.4; D12/128; 244/122 R;
296/65.05; 297/13-14, 244, 256.16,
297/271.6, 284.4-284.5, 291, 297, 324,
297/353, 344.1, 354.1, 362.13, 396, 411.2,
297/411.27-411.29, 411.43, 423.1, 423.12,
297/440.11, 440.15, 440.21-440.24, 448.1,
297/451.4, 452.13, 452.19, 452.21, 452.27,
297/452.29, 452.3, 452.41, 452.56, 452.64,
297/474

See application file for complete search history.

(56) **References Cited**

U.S. PATENT DOCUMENTS

1,761,673	A *	6/1930	Laursen	297/14
3,594,037	A *	7/1971	Sherman	297/14
4,740,030	A *	4/1988	Nordskog	297/13
4,799,632	A *	1/1989	Baymak et al.	244/122 R
4,902,069	A *	2/1990	Lehnert	297/14
4,913,487	A *	4/1990	Breckel et al.	297/14
4,993,666	A *	2/1991	Baymak et al.	244/122 R
D333,923	S *	3/1993	Dainty	D6/333
5,335,963	A *	8/1994	Muller et al.	297/244
5,918,937	A *	7/1999	Moffa et al.	297/324
D599,256	S *	9/2009	Kawakami et al.	D12/128
7,815,258	B2 *	10/2010	Huxter et al.	297/324
8,449,012	B2 *	5/2013	Seibold et al.	296/65.05

* cited by examiner

Primary Examiner — Ricky Pham

(74) *Attorney, Agent, or Firm* — Cantor Colburn LLP

(57) **CLAIM**

We claim, the ornamental design for a seat, as shown and described.

DESCRIPTION

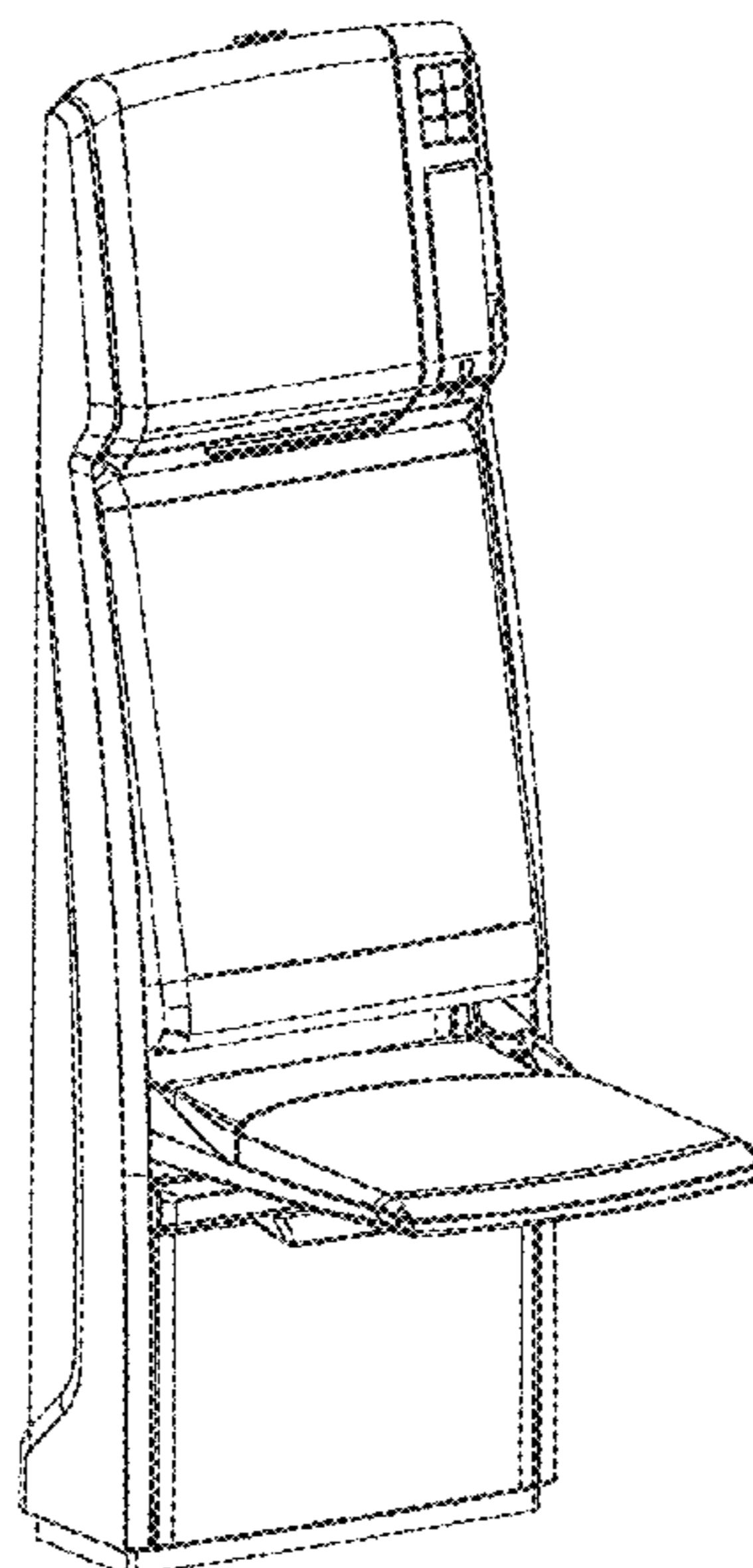
FIG. 1 is a perspective view of a seat showing our new design;
FIG. 2 is a front view of FIG. 1;
FIG. 3 is a rear view of FIG. 1;
FIG. 4 is a first side view of FIG. 1;
FIG. 5 is a second side view of FIG. 1;
FIG. 6 is a top view of FIG. 1; and,
FIG. 7 is a bottom view of FIG. 1.

The color of the seat forms no part of the claimed design, a seat according to the claimed design may be of any color or combination of colors.

The surface treatment of the seat forms no part of the claimed design, a seat according to the claimed design may have any surface treatment.

The broken lines shown in FIG. 3 are for illustration purposes only and form no part of the claimed design.

1 Claim, 6 Drawing Sheets






FIG. 1




FIG. 2




FIG. 3

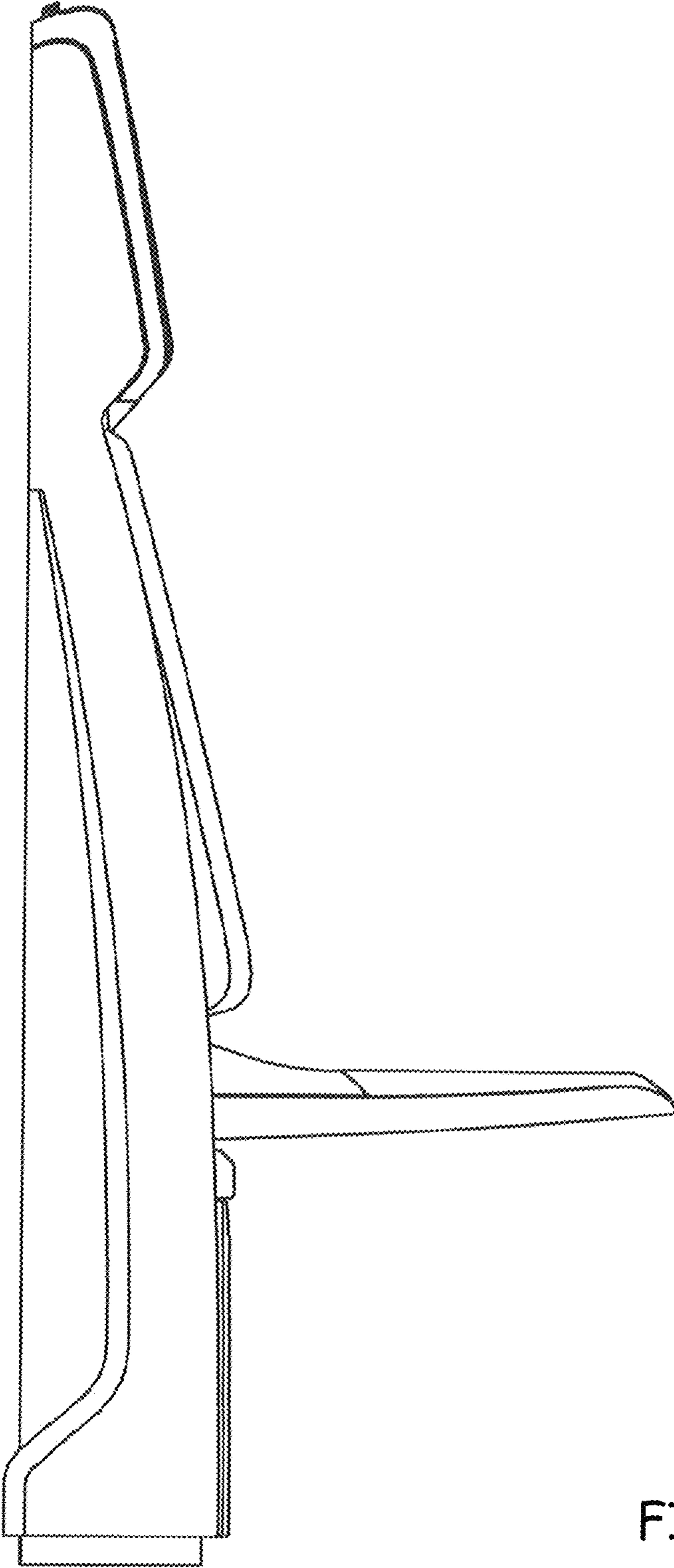


FIG. 4

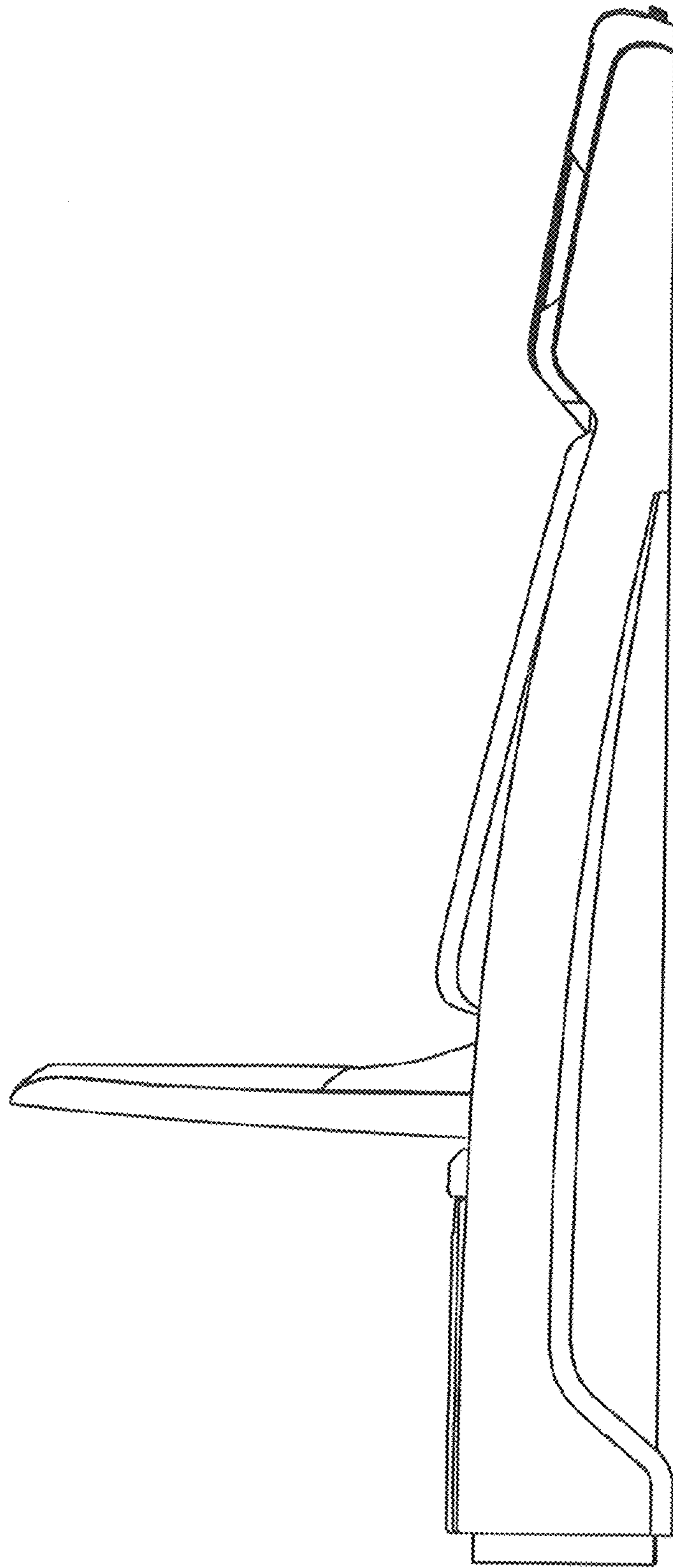


FIG. 5

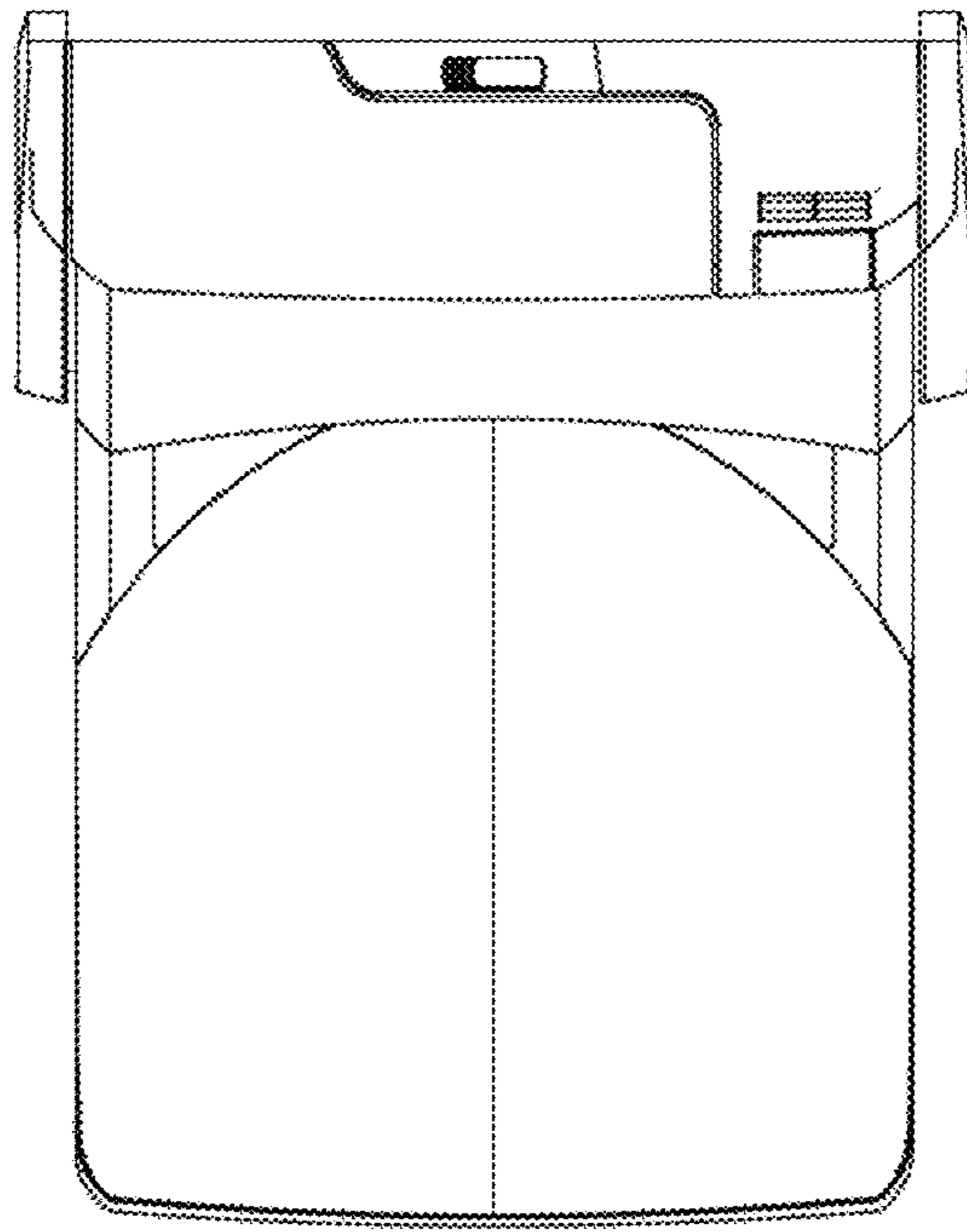


FIG. 6




FIG. 7