



US00D717053S

(12) **United States Design Patent**  
**Gelman**

(10) **Patent No.:** **US D717,053 S**

(45) **Date of Patent:** **\*\* Nov. 11, 2014**

(54) **STOOL**

(71) Applicant: **Eric Gelman**, Melbourne, FL (US)

(72) Inventor: **Eric Gelman**, Melbourne, FL (US)

(\*\*) Term: **14 Years**

(21) Appl. No.: **29/467,997**

(22) Filed: **Sep. 25, 2013**

(51) **LOC (10) Cl.** ..... **06-01**

(52) **U.S. Cl.**

USPC ..... **D6/349**; D6/370

(58) **Field of Classification Search**

CPC ..... A47C 3/18-3/20; A47C 5/02; A47C 9/00;  
A47C 11/00; A47C 13/00; A47C 9/06;  
A47C 7/16

USPC ..... D6/330, 337, 341, 346, 349-355, 357,  
D6/362, 364-373, 376, 377, 381, 645, 656,  
D6/658, 665, 674, 675.5, 676, 682.4,  
D6/685-692, 694, 694.2, 704, 705, 707,  
D6/707.8, 707.19, 708, 716.1-716.6, 717,  
D6/717.2; 297/423.12, 423.13, 423.37,  
297/461, 462, 115, 116, 135, 160-162

See application file for complete search history.

(56) **References Cited**

**U.S. PATENT DOCUMENTS**

D159,509 S \* 8/1950 Mors ..... D6/349  
D159,947 S \* 9/1950 Bell ..... D6/349

D398,453 S \* 9/1998 Stead ..... D6/349  
D455,277 S \* 4/2002 Hutton ..... D6/349  
D614,877 S \* 5/2010 Garzon ..... D6/349

**OTHER PUBLICATIONS**

Fully Assembled Satori Asian Style Solid Teak Shower Stool Bench with Leg Adjustor Pads. [online] Retrieved on Mar. 9, 2014 from URL: <<http://www.decoteak.com/products/fully-assembled-satori-asian-style-solid-teak-shower-stool-bench-with-leg-adjustor-pads.html>>.\*

\* cited by examiner

*Primary Examiner* — Susan Bennett Hattan

*Assistant Examiner* — Vy Koenig

(74) *Attorney, Agent, or Firm* — Mark R. Malek; Zies Wideman & Malek

(57) **CLAIM**

The ornamental design for a stool, as shown and described.

**DESCRIPTION**


FIG. 1 is a perspective view of a stool according to the present invention.

FIG. 2 is a front elevation or a rear elevation view of the stool illustrated in FIG. 1.

FIG. 3 is a side elevation view of the stool illustrated in FIG. 1.

FIG. 4 is a top plan view of the stool illustrated in FIG. 1; and, FIG. 5 is a bottom plan view of the stool illustrated in FIG. 1. The broken lines in FIGS. 1, 2, 3 and 5 illustrate environmental features, specifically feet on a bottom portion of the legs of the stool, fasteners used to secure a portion of the stool, and a shelf positioned on a medial portion of the stool, all of which form no part of the claimed design.

**1 Claim, 2 Drawing Sheets**






Fig. 1




Fig. 2

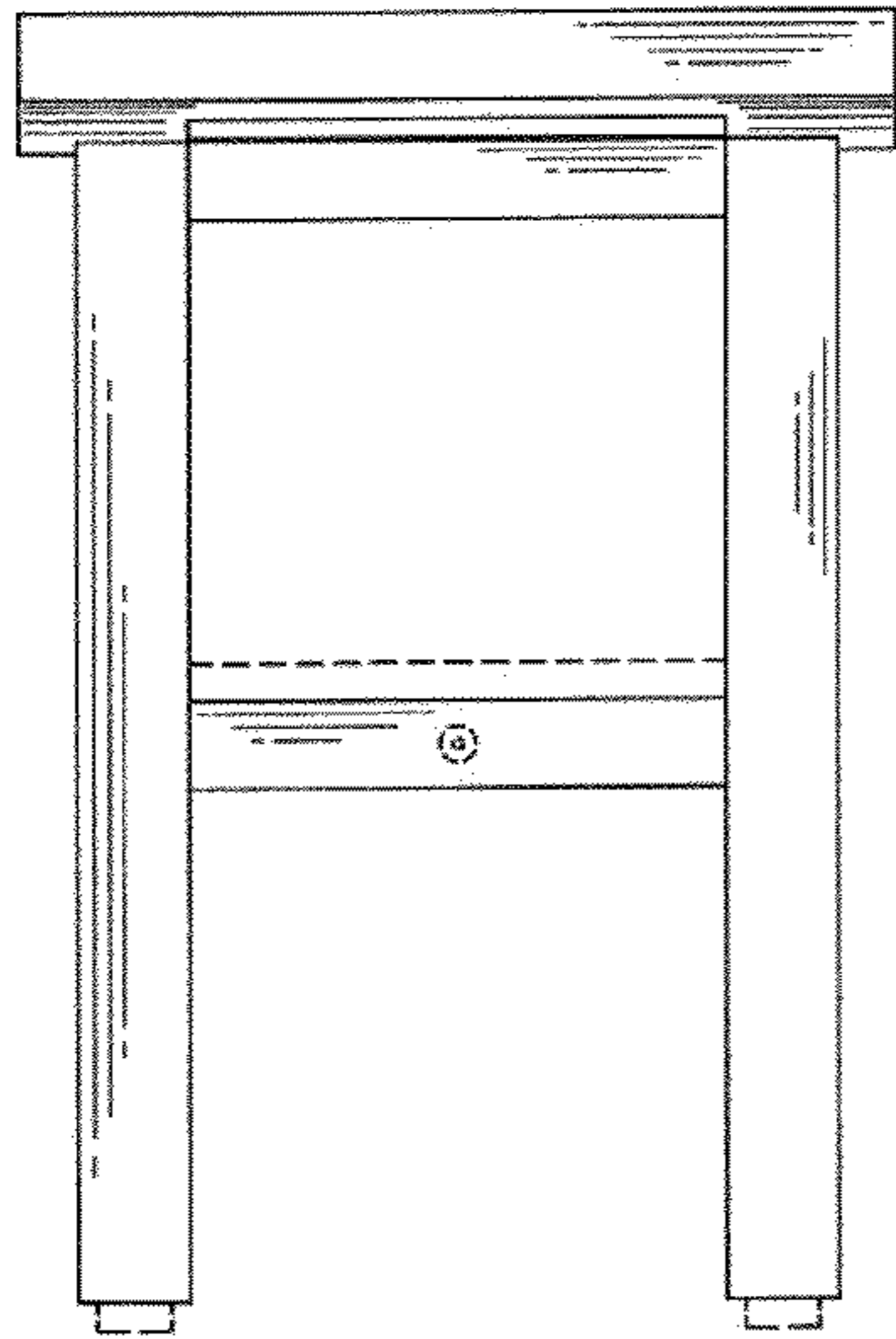


Fig. 3

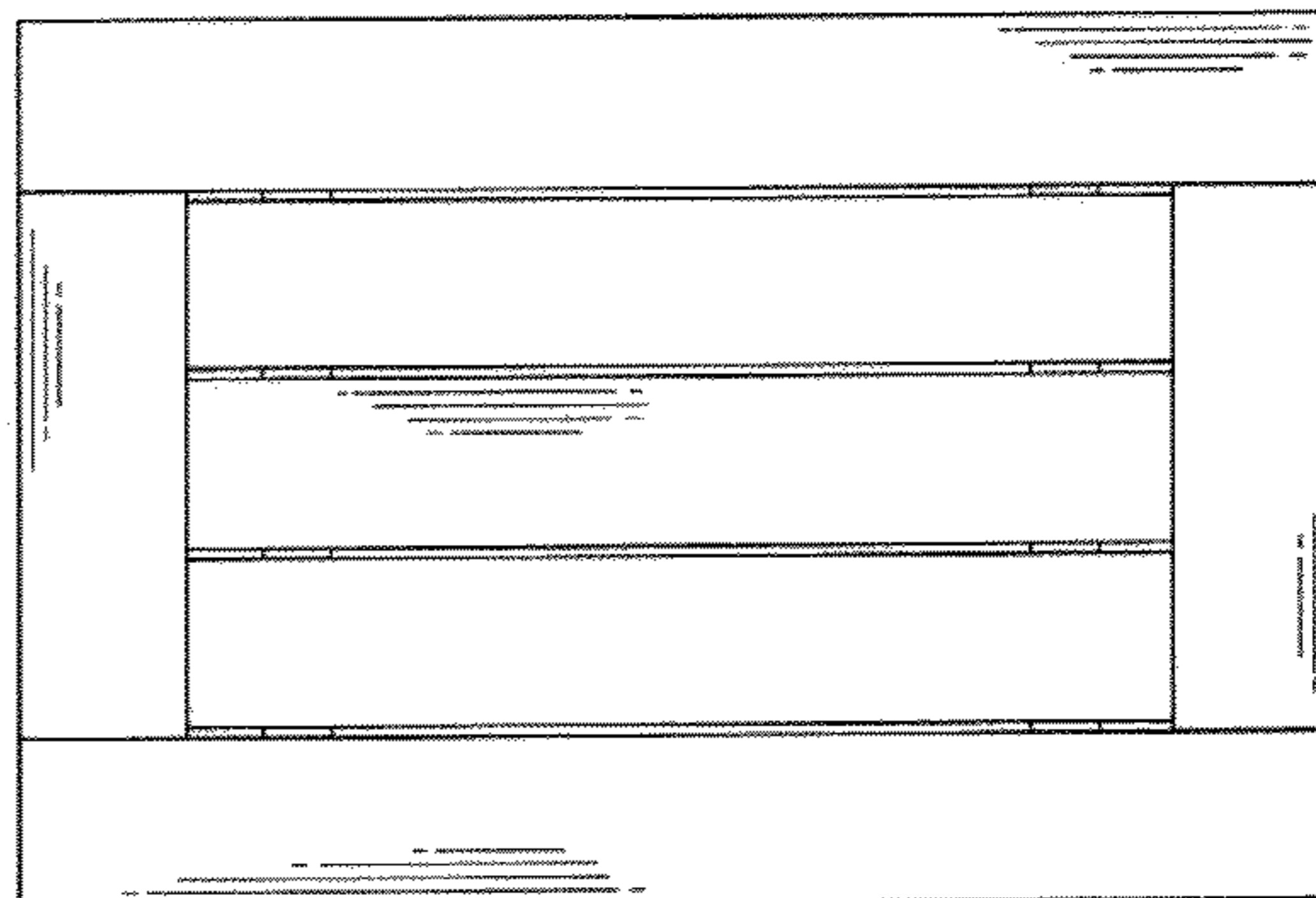


Fig. 4

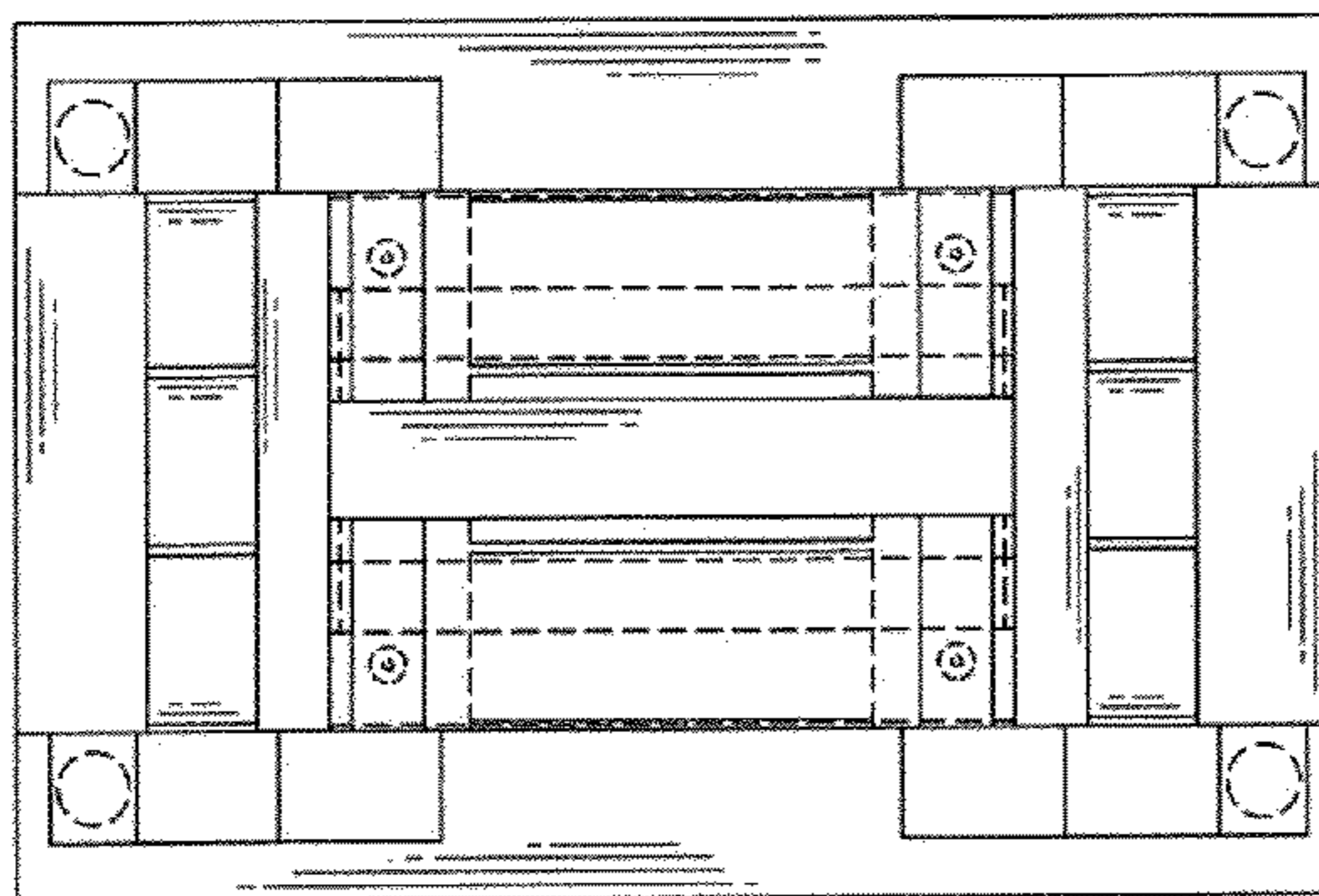


Fig. 5