



US00D717034S

(12) **United States Design Patent**  
**Bramani**

(10) **Patent No.:** **US D717,034 S**

(45) **Date of Patent:** **\*\* Nov. 11, 2014**

(54) **SOLE FOR FOOTWEAR**

(75) Inventor: **Marco Bramani**, Albizzate (IT)

(73) Assignee: **Vibram S.p.A.** (IT)

(\*\*) Term: **14 Years**

(21) Appl. No.: **29/425,884**

(22) Filed: **Jun. 28, 2012**

(30) **Foreign Application Priority Data**

Dec. 29, 2011 (EM) ..... 1969650

(51) **LOC (10) Cl.** ..... **02-04**

(52) **U.S. Cl.**  
USPC ..... **D2/959**; D2/951; D2/957

(58) **Field of Classification Search**  
USPC ..... D2/902, 906, 908, 916, 918, 925,  
D2/946-962, 977; 36/3 B, 22 R, 24.5, 25 R,  
36/28, 32 R, 34 R, 59 C, 67 A, 103  
See application file for complete search history.

(56) **References Cited**

**U.S. PATENT DOCUMENTS**

4,255,874	A	*	3/1981	Sironi	.....	36/32 R
D395,341	S	*	6/1998	Greenberg	.....	D2/957
D437,989	S	*	2/2001	Cass	.....	D2/952
D490,596	S	*	6/2004	Belley et al.	.....	D2/957
D500,401	S	*	1/2005	Matis et al.	.....	D2/959

6,931,768	B2	*	8/2005	Baek	.....	36/113
D547,037	S	*	7/2007	Nakano	.....	D2/956
D548,438	S	*	8/2007	McClaskie	.....	D2/958
D548,935	S	*	8/2007	McClaskie	.....	D2/957
D580,637	S	*	11/2008	Winjum	.....	D2/951
D644,826	S	*	9/2011	Portzline	.....	D2/959
D662,695	S	*	7/2012	McVicker et al.	.....	D2/902
D667,207	S	*	9/2012	Funck	.....	D2/957
D669,256	S	*	10/2012	Castellon	.....	D2/958
D671,718	S	*	12/2012	McVicker et al.	.....	D2/908
D680,723	S	*	4/2013	Joseph	.....	D2/957
D695,505	S	*	12/2013	Hansen	.....	D2/960

\* cited by examiner

*Primary Examiner* — T. Chase Nelson  
(74) *Attorney, Agent, or Firm* — Cantor Colburn LLP

(57) **CLAIM**  
I claim, the ornamental design for a sole for footwear, as shown and described.

**DESCRIPTION**

FIG. 1 is a bottom perspective view of a sole for footwear, showing my new design;  
FIG. 2 is a side elevation view thereof;  
FIG. 3 is an opposite side elevation view thereof;  
FIG. 4 is a front elevation view thereof;  
FIG. 5 is a rear elevation view thereof;  
FIG. 6 is a bottom plan view thereof; and,  
FIG. 7 is a top plan view thereof.  
Elements presented in broken lines show environment and do not form part of the claimed design.

**1 Claim, 5 Drawing Sheets**

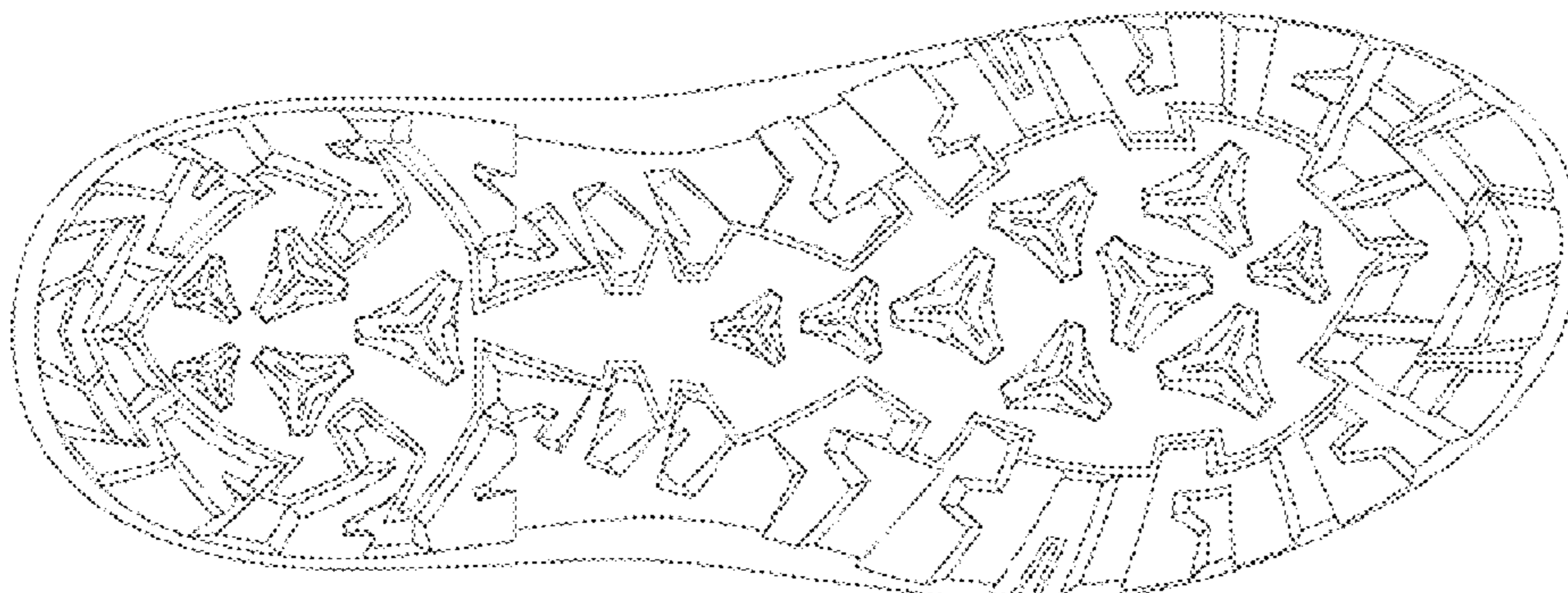


FIGURE 1





FIGURE 2




FIGURE 3

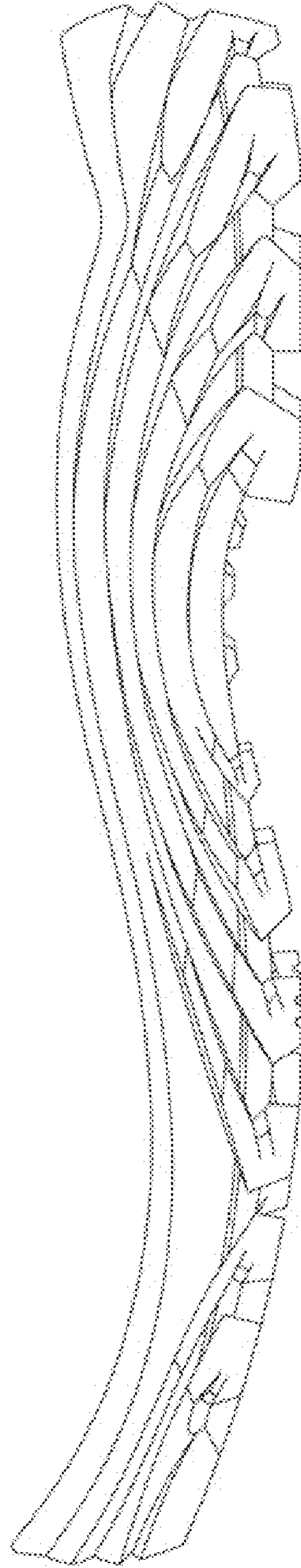


FIGURE 4

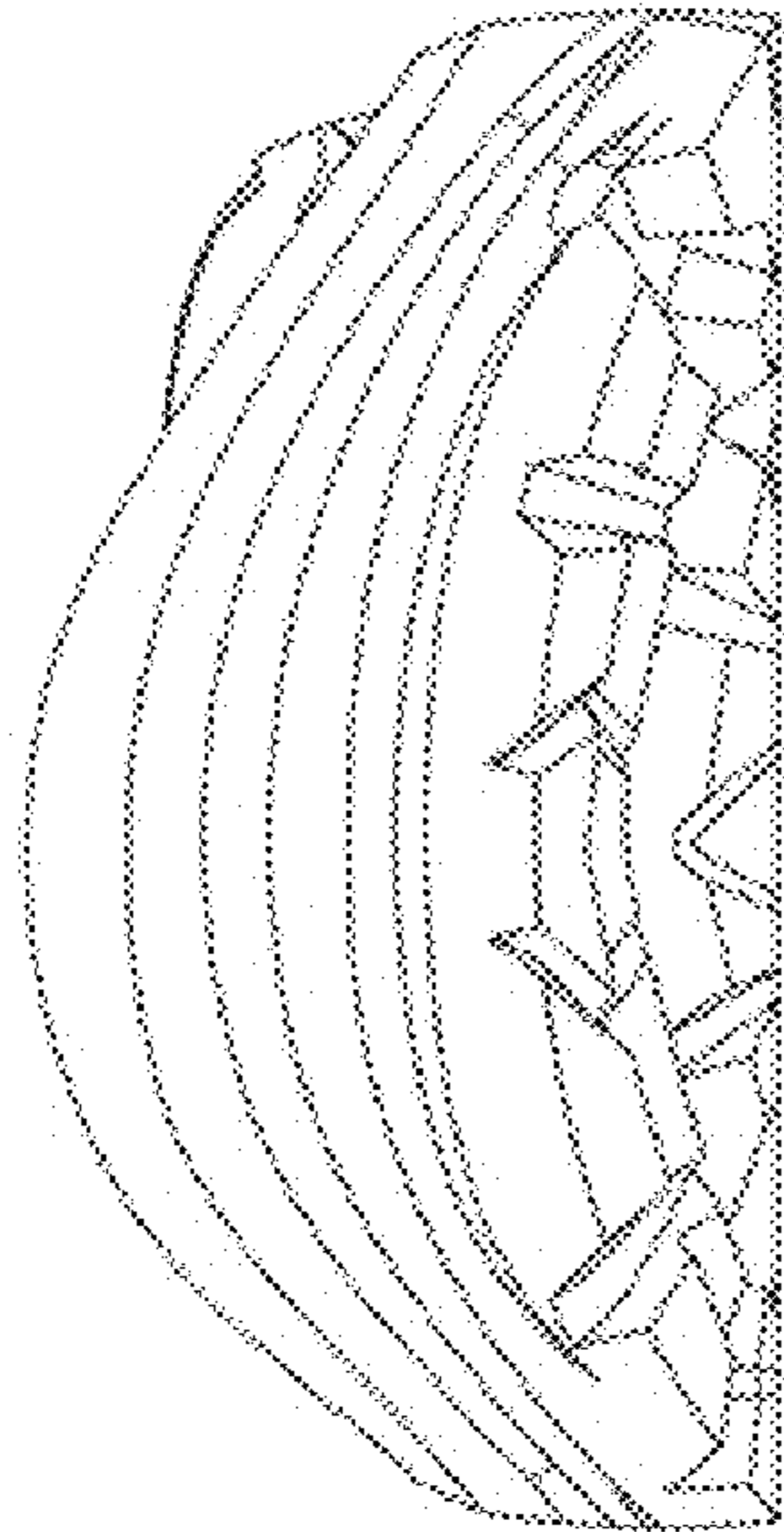


FIGURE 5

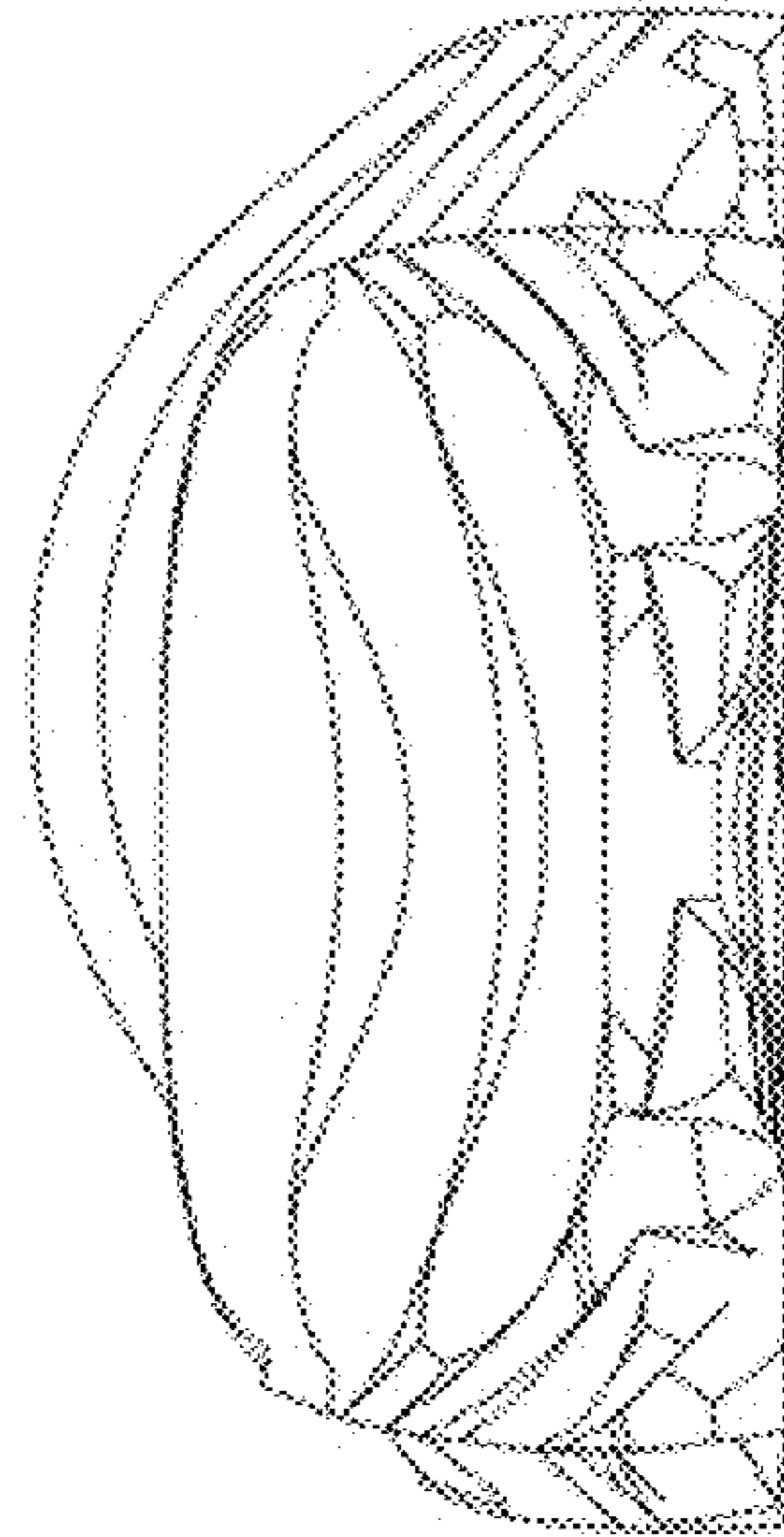


FIGURE 6

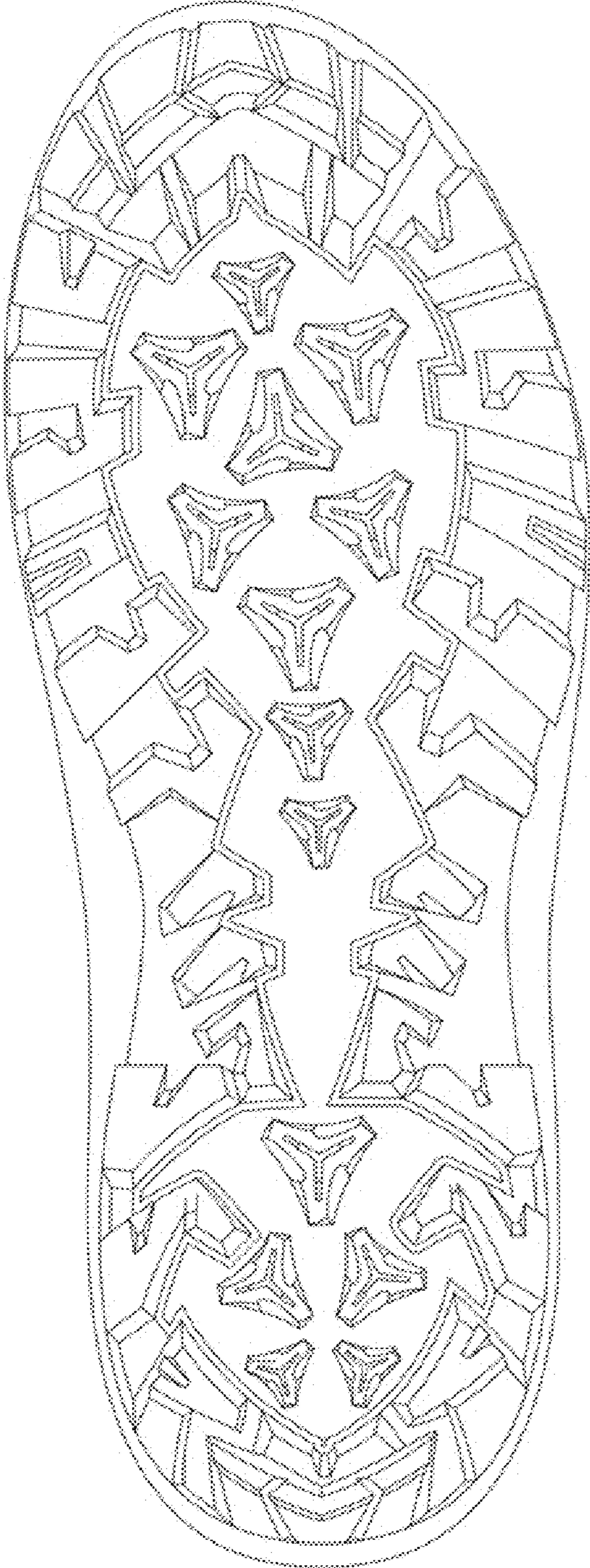




FIGURE 7

