



US00D717032S

(12) **United States Design Patent**  
**Van Zyll De Jong et al.**

(10) **Patent No.:** **US D717,032 S**  
(45) **Date of Patent:** **\*\* Nov. 11, 2014**

- (54) **SOLE FOR AN ARTICLE OF FOOTWEAR**
- (75) Inventors: **Damian Van Zyll De Jong**, Vancouver (CA); **Matthew Philip Dorrington Penner**, Vancouver (CA)
- (73) Assignee: **Native Canada Footwear Ltd.**, Vancouver, BC (CA)
- (\*\*) Term: **14 Years**
- (21) Appl. No.: **29/430,766**
- (22) Filed: **Aug. 29, 2012**
- (51) **LOC (10) Cl.** ..... **02-04**
- (52) **U.S. Cl.**  
USPC ..... **D2/955**; D2/951; D2/954; D2/960
- (58) **Field of Classification Search**  
USPC ..... D2/902, 906, 908, 916, 918, 925, D2/946-962, 977; 36/3 B, 22 R, 24.5, 25 R, 36/28, 32 R, 34 R, 59 C, 67 A, 103  
See application file for complete search history.

D396,549 S *	8/1998	von Conta et al. ....	D2/955
D400,344 S *	11/1998	Avar .....	D2/954
D401,744 S *	12/1998	Greenberg .....	D2/955
D412,776 S	8/1999	Biedermann	
D423,766 S *	5/2000	Genga .....	D2/961
D437,474 S	2/2001	Agnew et al.	
D548,940 S	8/2007	Hulbert	
7,284,342 B2 *	10/2007	Avent et al. ....	36/44
D569,588 S *	5/2008	James .....	D2/908
D574,587 S	8/2008	McDowell	
D581,644 S	12/2008	Roy	
D594,187 S *	6/2009	Hickman .....	D2/907

(Continued)

*Primary Examiner* — T. Chase Nelson

(74) *Attorney, Agent, or Firm* — Ingrassia Fisher & Lorenz, P.C.

(57) **CLAIM**

The ornamental design for a sole for an article of footwear, as shown and described.

**DESCRIPTION**

FIG. 1 is a perspective view of a sole for an article of footwear such as a shoe or a boot, showing the claimed design from a first viewpoint;

FIG. 2 is a perspective view of the sole shown in FIG. 1, showing the claimed design from a second viewpoint;

FIG. 3 is a bottom view of the sole shown in FIG. 1;

FIG. 4 is a rear elevation view of the sole shown in FIG. 1;

FIG. 5 is a front elevation view of the sole shown in FIG. 1;

FIG. 6 is an outer side elevation view of the sole shown in FIG. 1; and,

FIG. 7 is an inner side elevation view of the sole shown in FIG. 1.


The broken lines shown in the figures represent portions of the sole for an article of footwear that form no part of the claimed design.

**1 Claim, 5 Drawing Sheets**

(56) **References Cited**

U.S. PATENT DOCUMENTS

D112,344 S	11/1938	Lutz	
D125,656 S *	3/1941	Cutler .....	D2/955
D140,573 S	3/1945	Sandler	
D234,930 S *	4/1975	Arambasic .....	D2/955
D259,595 S *	6/1981	Famolare, Jr. ....	D2/955
D275,146 S *	8/1984	Kilgore .....	D2/955
4,562,651 A *	1/1986	Frederick et al. ....	36/102
4,571,852 A *	2/1986	Lamarche et al. ....	36/32 R
D284,039 S *	6/1986	Yoshitake .....	D2/902
D293,503 S *	1/1988	Mitsui et al. ....	D2/953
D298,883 S *	12/1988	Tanel .....	D2/949
D304,521 S *	11/1989	Clark .....	D2/955
5,203,097 A *	4/1993	Blair .....	36/59 C
5,313,718 A *	5/1994	McMahon et al. ....	36/59 C



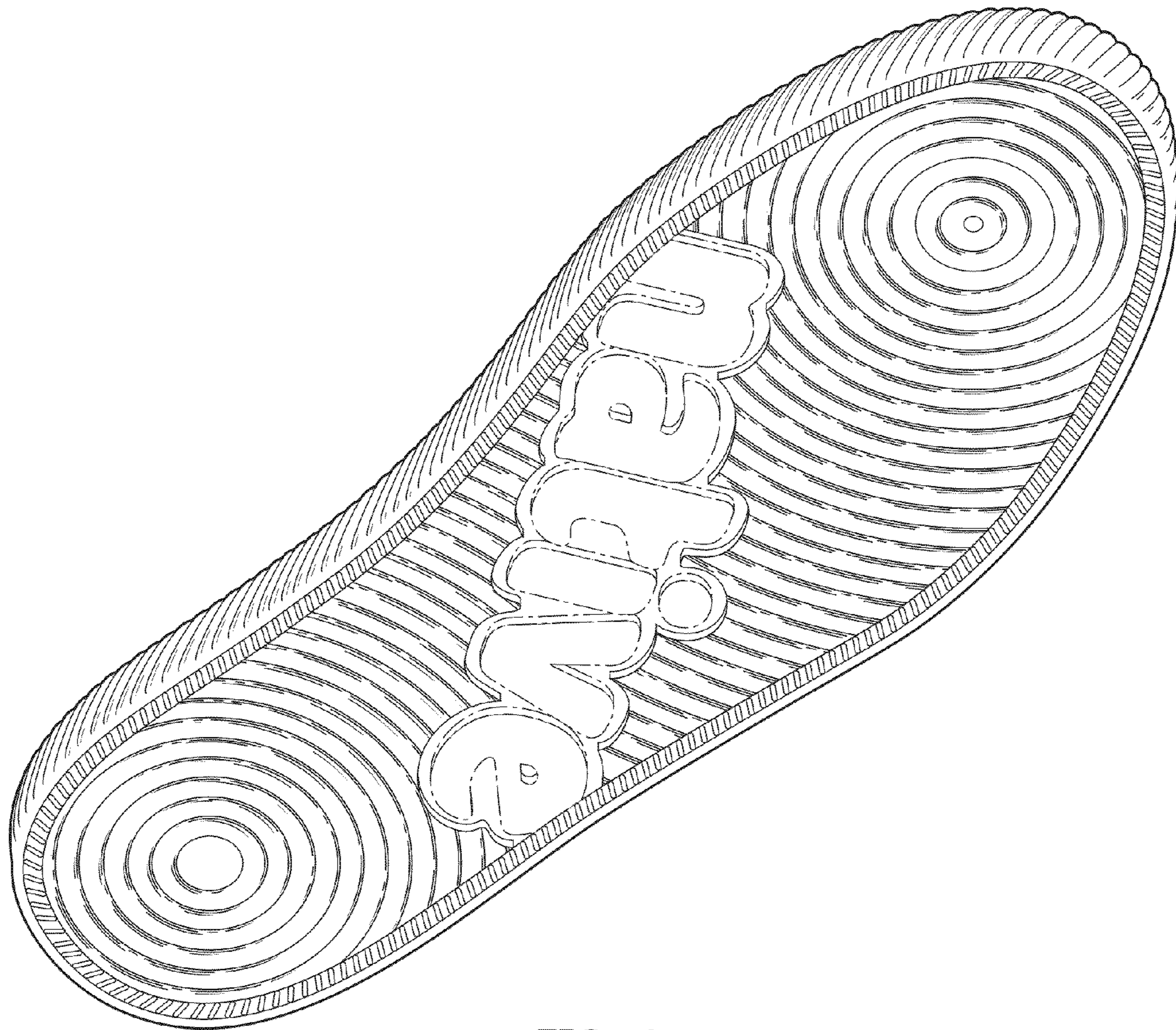
(56)

**References Cited**

U.S. PATENT DOCUMENTS

D601,783 S *	10/2009	Pizzuti .....	D2/908	D664,753 S *	8/2012	Santos .....	D2/955
D602,243 S	10/2009	Bradford		D666,390 S *	9/2012	Van Zyll De Jong et al. .	D2/953
D619,343 S *	7/2010	Vestuti et al. ....	D2/956	D666,391 S *	9/2012	Van Zyll De Jong et al. .	D2/953
D646,049 S *	10/2011	Dowling .....	D2/953	8,256,146 B2 *	9/2012	Loverin .....	36/102
D648,517 S *	11/2011	Vestuti et al. ....	D2/955	D671,724 S *	12/2012	Avar et al. ....	D2/955
D650,975 S	12/2011	Menghi		2001/0025432 A1 *	10/2001	Contreras et al. ....	36/3 R
D655,897 S *	3/2012	Mahoney .....	D2/902	2010/0146818 A1 *	6/2010	Sokolowski .....	36/102
				2012/0096744 A1 *	4/2012	Goodsmith et al. ....	36/103
				2012/0174433 A1 *	7/2012	Mahoney .....	36/28

\* cited by examiner



**FIG. 1**

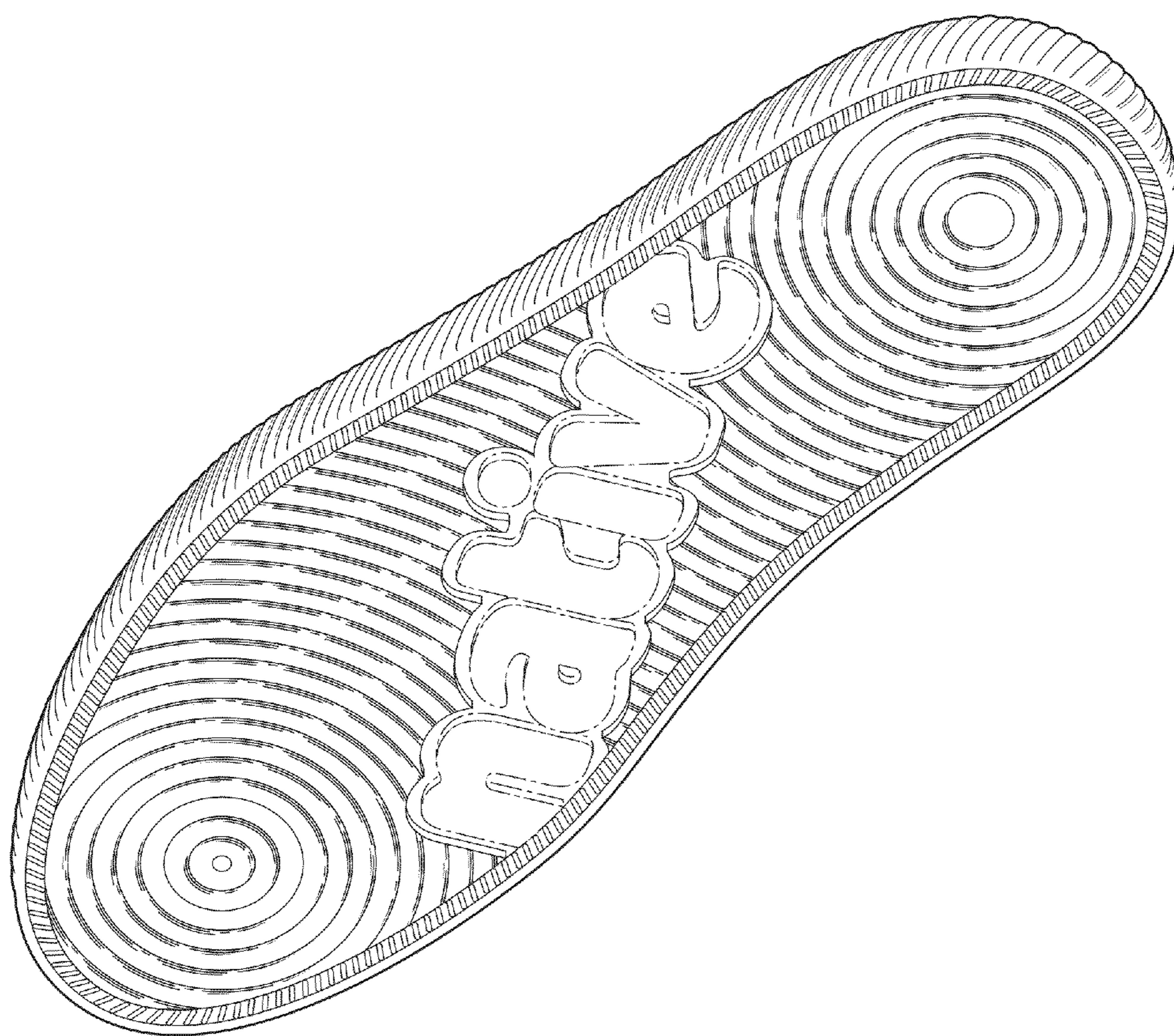
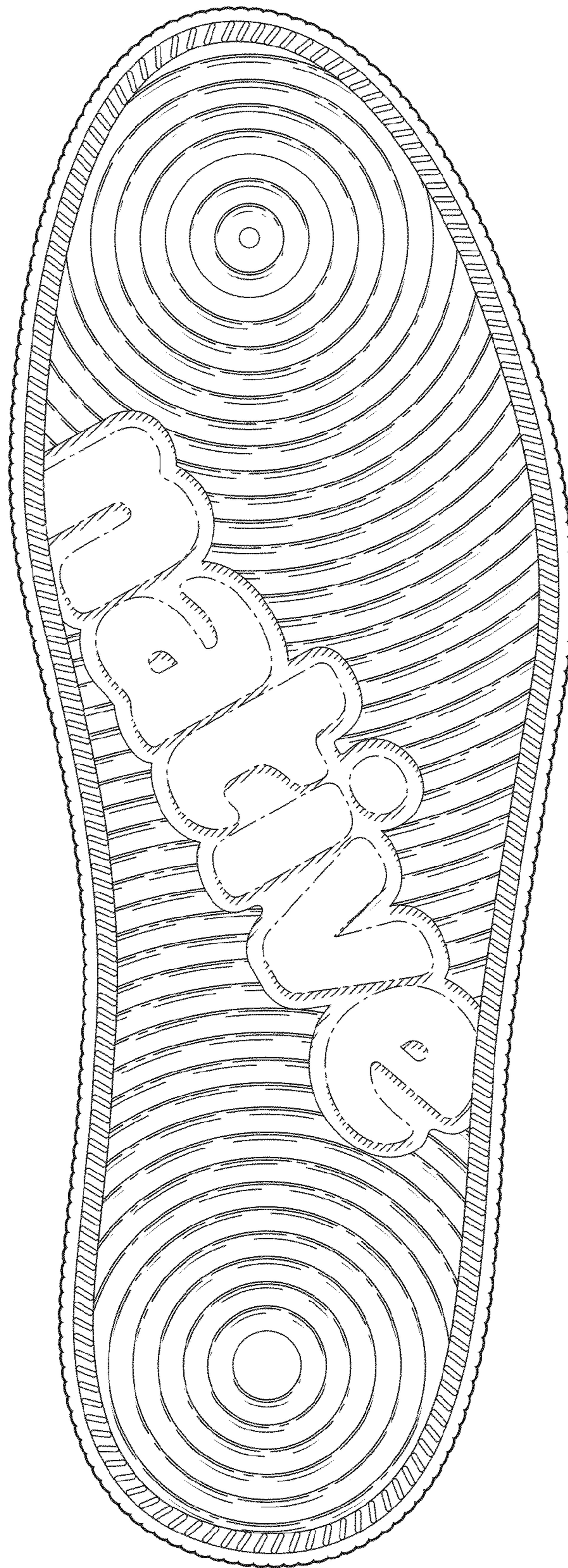
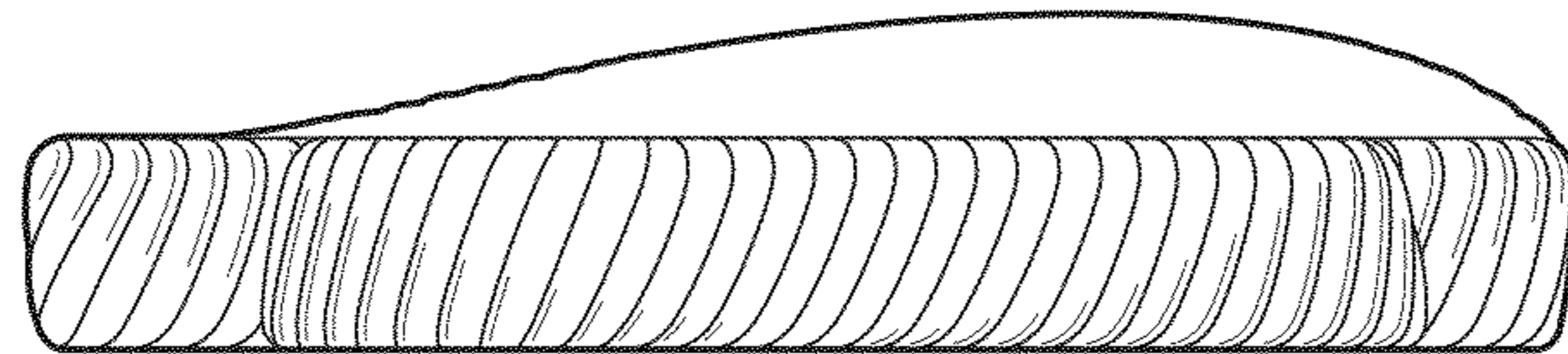


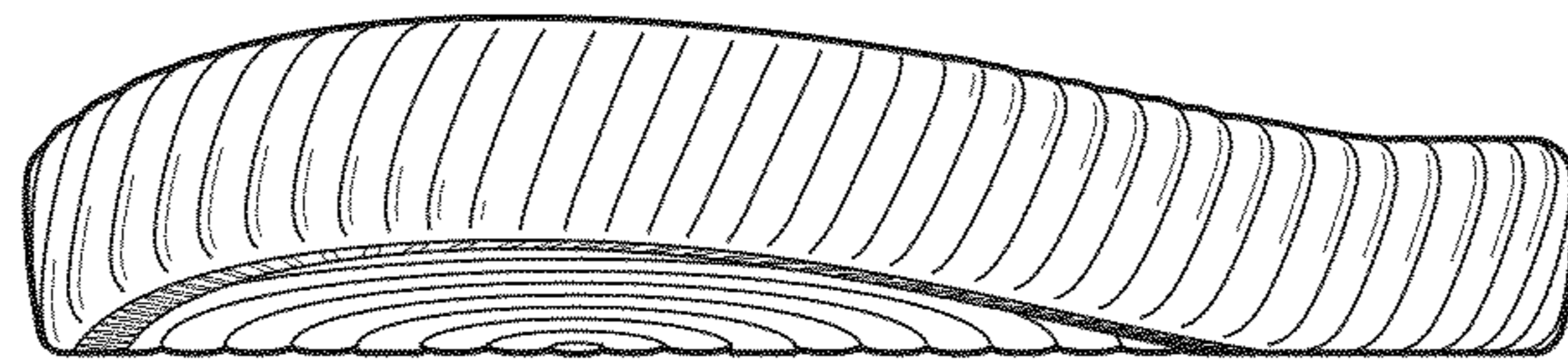
FIG. 2



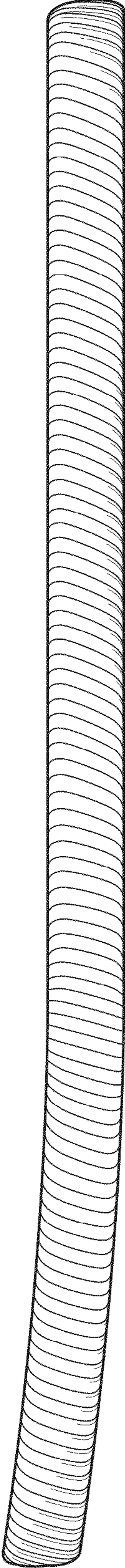
**FIG. 3**



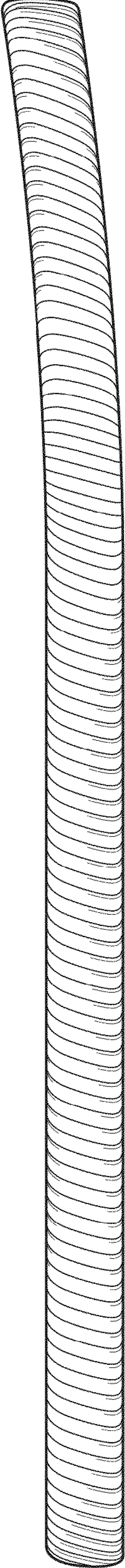
**FIG. 4**



**FIG. 5**



**FIG. 6**



**FIG. 7**