



US00D717024S

(12) **United States Design Patent**
Hines et al.

(10) **Patent No.:** **US D717,024 S**

(45) **Date of Patent:** **** Nov. 11, 2014**

(54) **HEADGEAR ACCESSORY**

(75) Inventors: **James D. Hines**, Minneapolis, MN (US);
Paul Rodney Peterson, Lakeville, MN (US)

(73) Assignee: **Bright Sky Ventures, LLC**,
Minneapolis, MN (US)

(**) Term: **14 Years**

(21) Appl. No.: **29/419,596**

(22) Filed: **Apr. 30, 2012**

(51) **LOC (10) Cl.** **02-03**

(52) **U.S. Cl.**
USPC **D2/891**

(58) **Field of Classification Search**
USPC D2/865, 866, 882, 891; D29/122; 2/10,
2/171, 172, 175.6, 181.4, 207, 209.13
See application file for complete search history.

(56) **References Cited**

U.S. PATENT DOCUMENTS

5,081,717	A *	1/1992	Shedd et al.	2/181.4
5,323,491	A	6/1994	Barrett	
5,355,535	A	10/1994	Bruder	
5,400,440	A *	3/1995	Clifford	2/172
5,448,778	A	9/1995	Phillips	
5,655,225	A *	8/1997	Mathers	2/172
5,669,075	A	9/1997	Weeks	
D433,784	S *	11/2000	Huang	D2/501
6,233,745	B1 *	5/2001	Friesen	2/172
6,550,064	B2	4/2003	Schmitt et al.	
D481,198	S *	10/2003	McKnight	D2/871
D504,004	S *	4/2005	Cashin	D2/891
6,966,072	B1	11/2005	Kobayashi	
7,310,829	B1 *	12/2007	Engel-Wilson	2/209.13

D591,485	S *	5/2009	Cho	D2/879
D594,186	S *	6/2009	Petty	D2/891
D627,521	S *	11/2010	Lofton	D29/122
D627,933	S *	11/2010	Lofton	D29/122
D666,366	S *	8/2012	Votel et al.	D29/122
8,418,271	B2 *	4/2013	Hardy	2/423
2006/0174396	A1	8/2006	Rosas	
2009/0064393	A1 *	3/2009	Lambertz	2/172
2013/0180029	A1 *	7/2013	Danner	2/172

* cited by examiner

Primary Examiner — Karen E Eldridge Powers

(74) *Attorney, Agent, or Firm* — Schwegman Lundberg & Woessner, P.A.

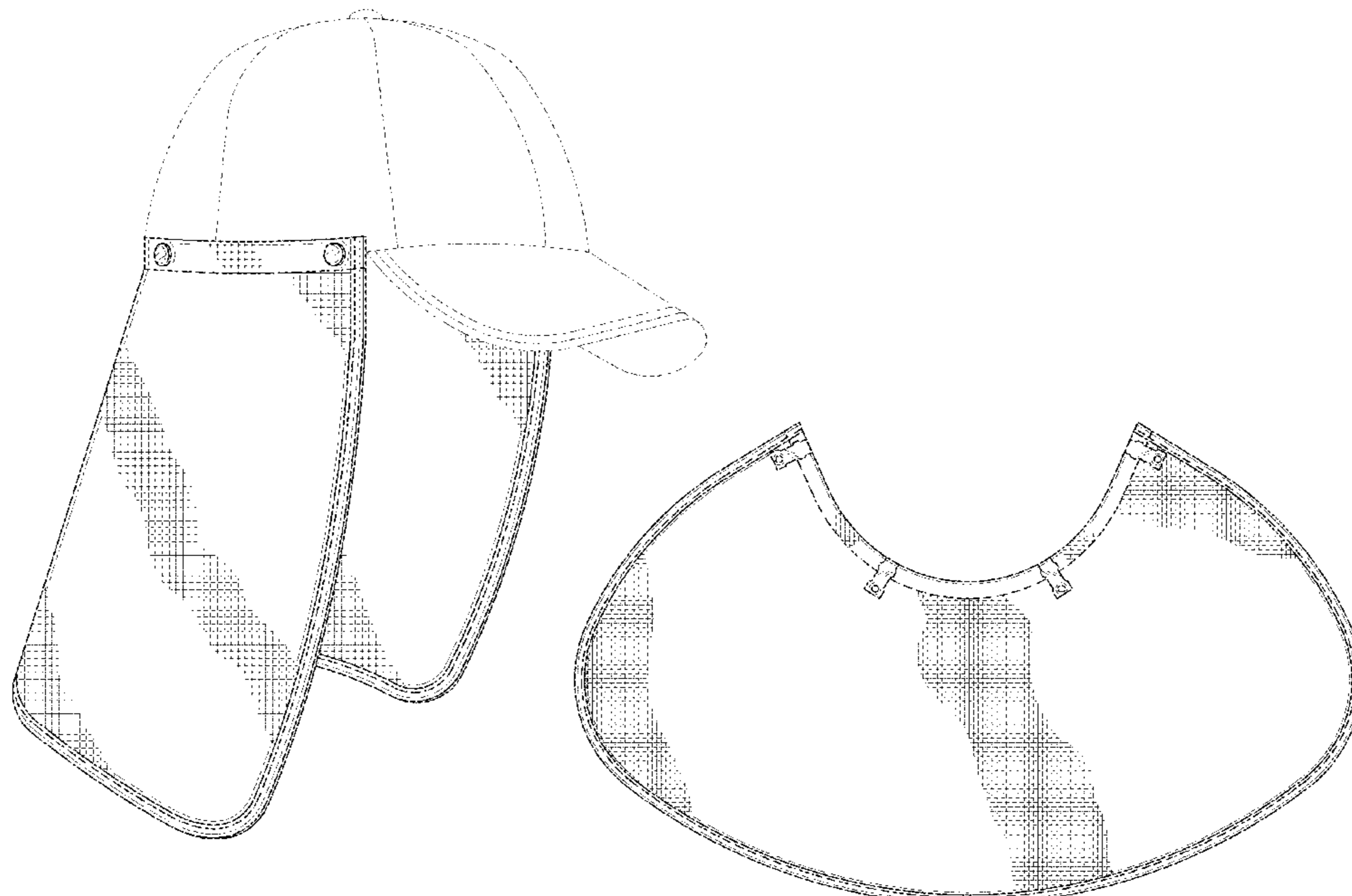
(57) **CLAIM**

The ornamental design for the headgear accessory, as shown and described.

DESCRIPTION

FIG. 1 is a front perspective view of the headgear accessory, showing our new design connected to an example headgear; FIG. 2 is a top plan view of the headgear accessory connected to the example headgear; FIG. 3 is a right side elevation view of the headgear accessory connected to the example headgear; FIG. 4 is a left side elevation view of the headgear accessory connected to the example headgear; FIG. 5 is a top plan view of the headgear accessory; and, FIG. 6 is a bottom plan view of the headgear accessory. The headgear shown in broken lines in the drawings is environmental subject matter included to illustrate how the claimed design may appear when in use and forms no part of the claimed design. The longer-incremented broken lines shown on the headgear accessory itself is stitching and is a part of the claimed design.

1 Claim, 5 Drawing Sheets



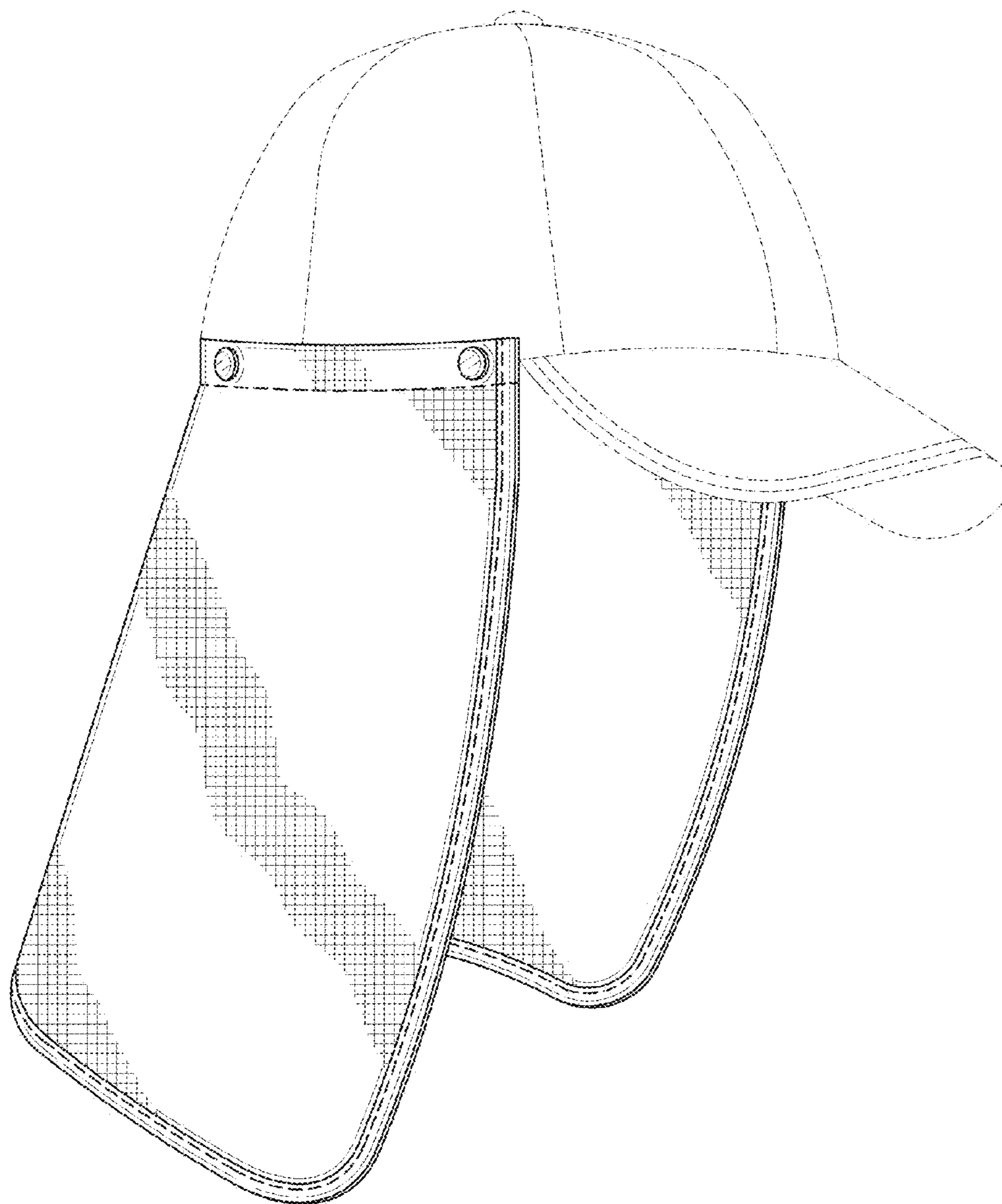


FIG. 1

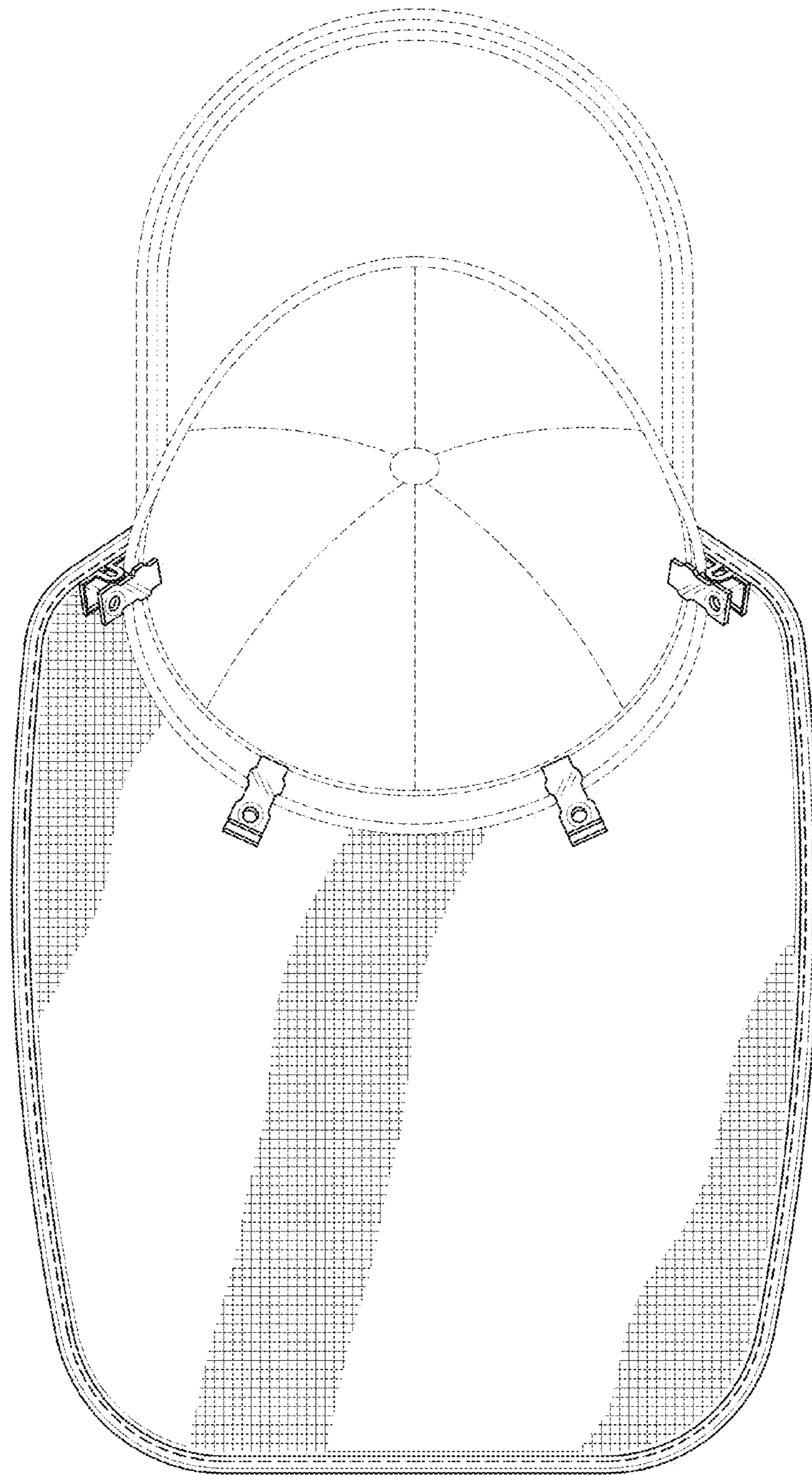


FIG. 2

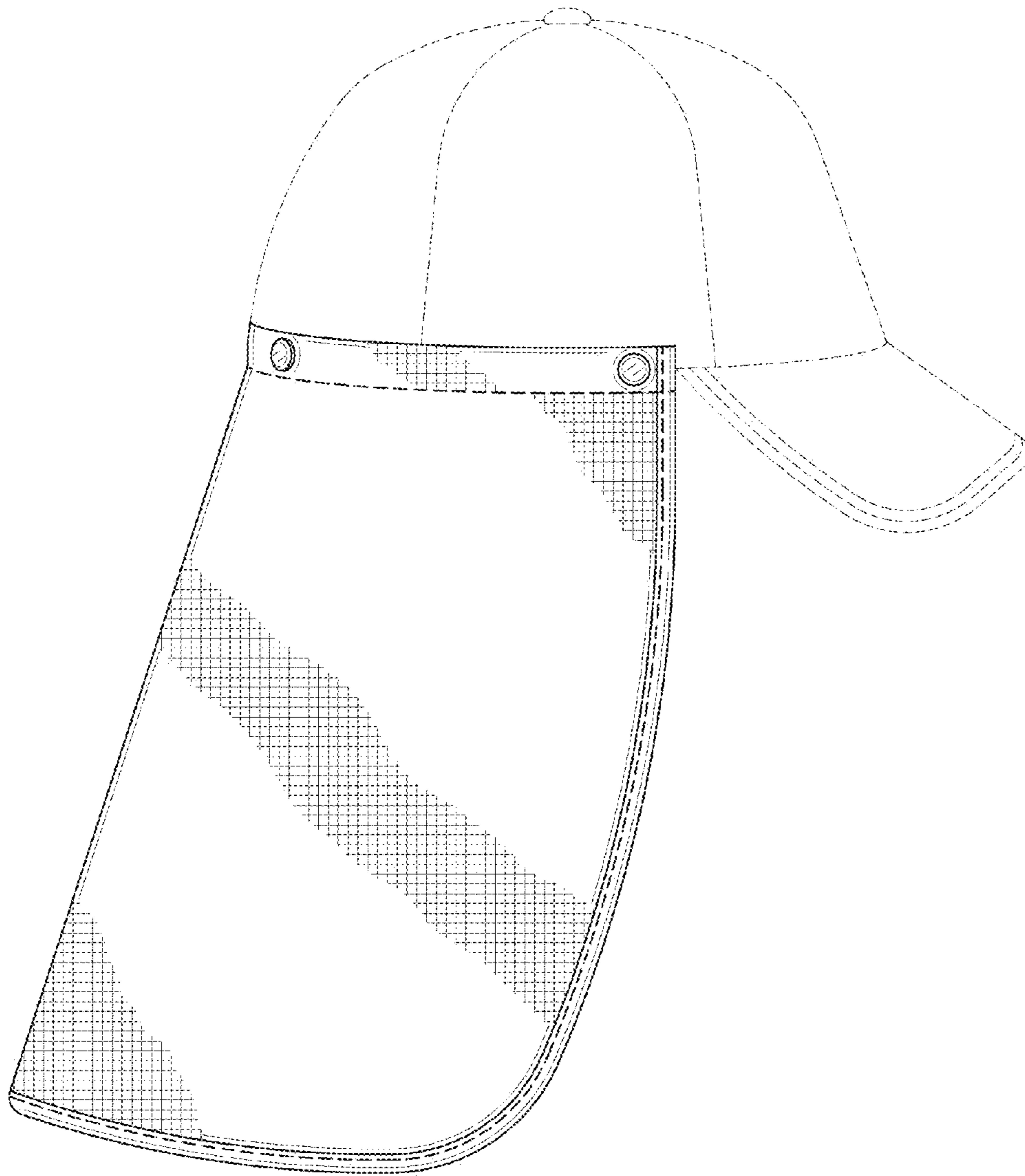


FIG. 3

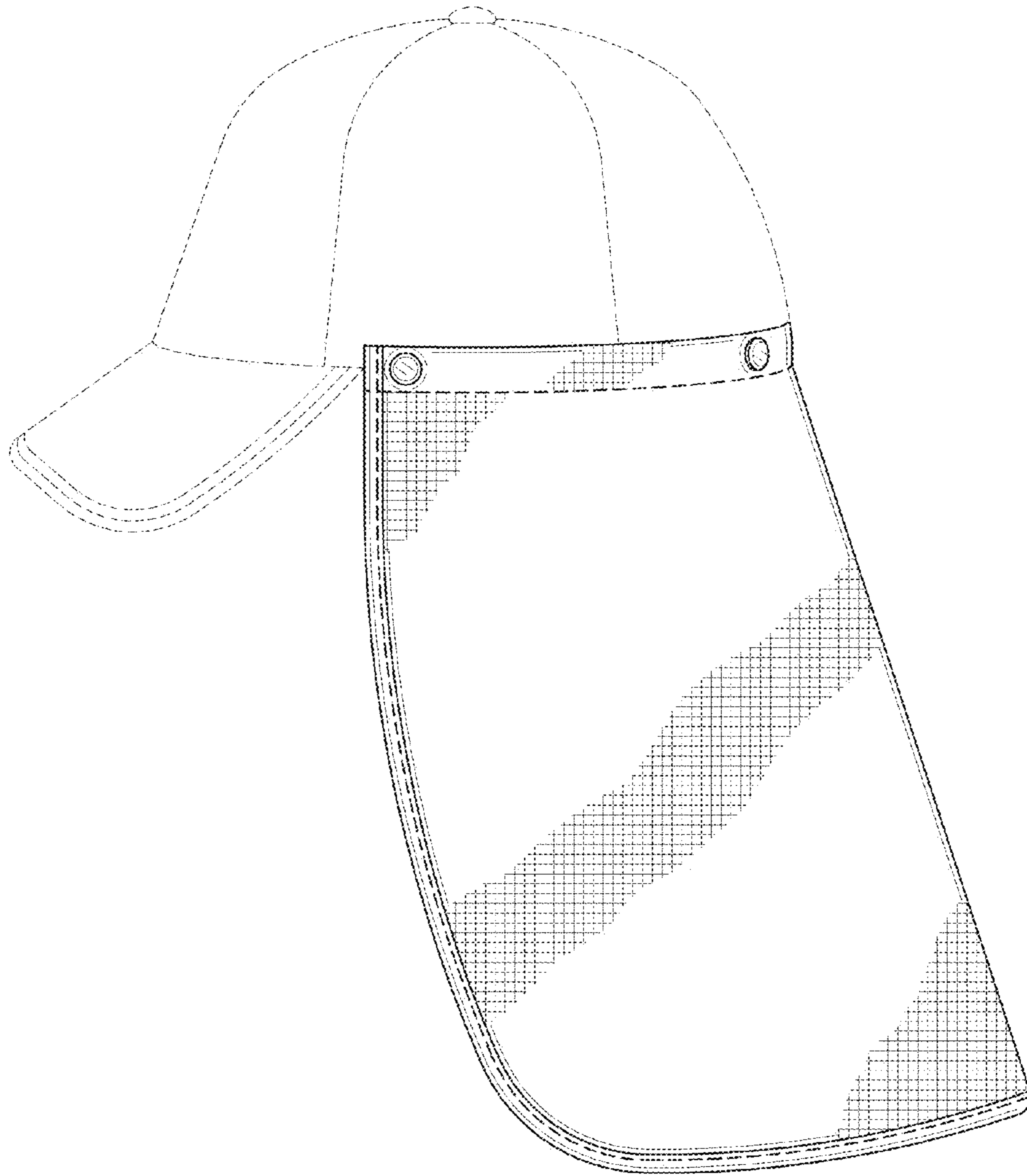


FIG. 4

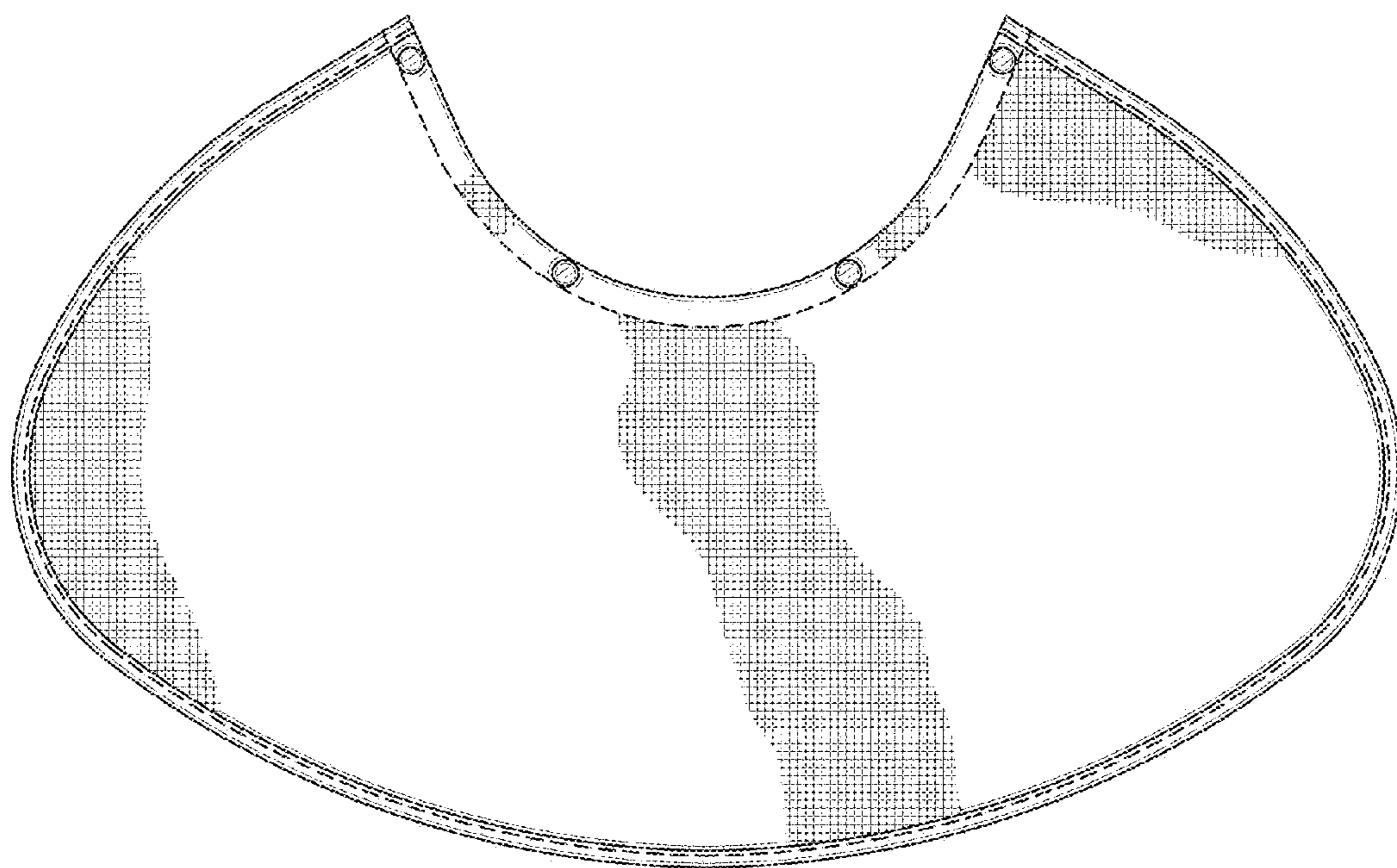


FIG. 5

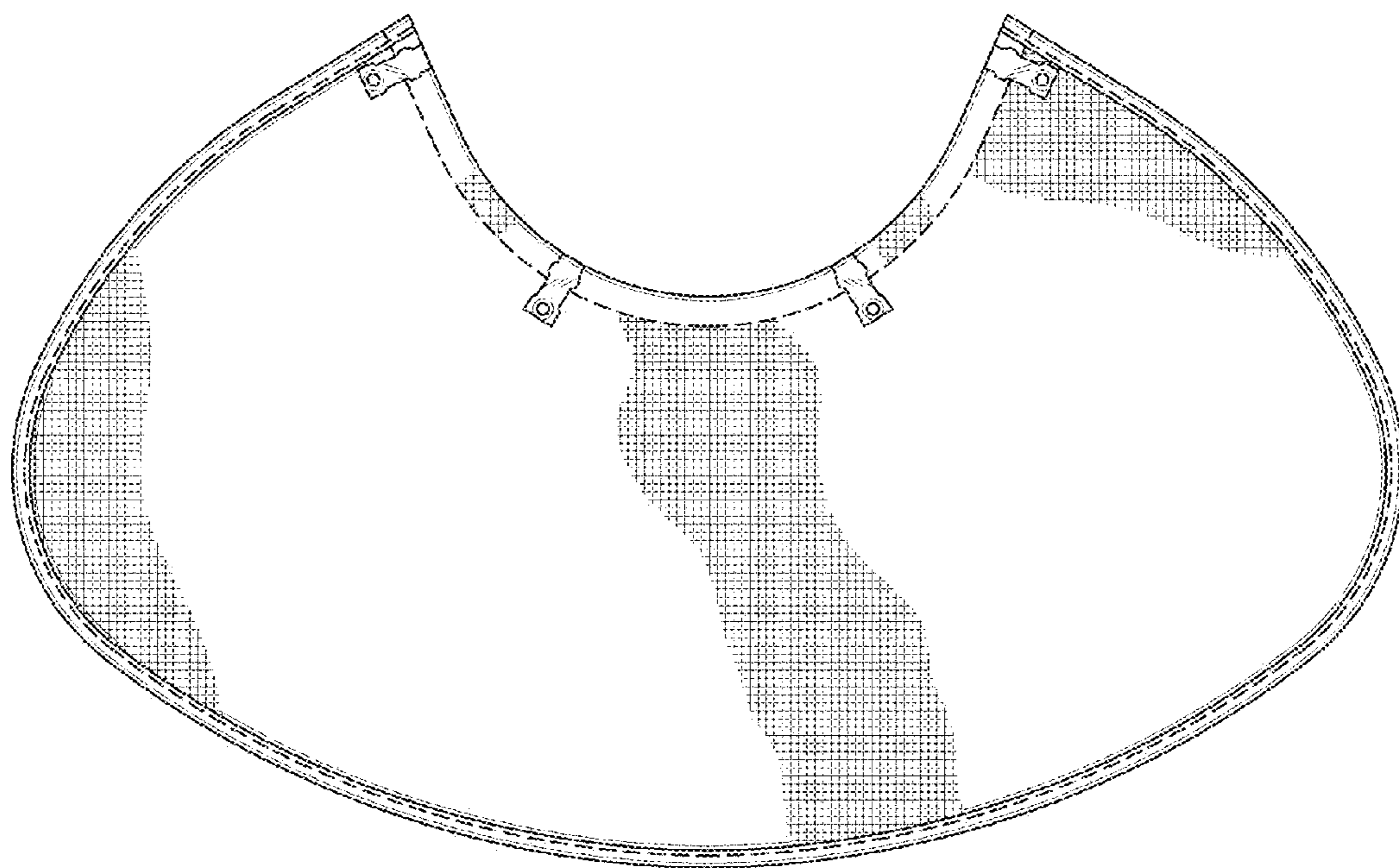


FIG. 6

UNITED STATES PATENT AND TRADEMARK OFFICE
CERTIFICATE OF CORRECTION

PATENT NO. : D717,024 S
APPLICATION NO. : 29/419596
DATED : November 11, 2014
INVENTOR(S) : Hines et al.

Page 1 of 1

It is certified that error appears in the above-identified patent and that said Letters Patent is hereby corrected as shown below:

On the title page,

In column 2, under item (57) "Claim", line 1, delete "accessory," and insert --accessory--, therefor

In column 2, under item (57) "Description", line 9, delete "and," and insert --and--, therefor

Signed and Sealed this
Seventeenth Day of May, 2016



Michelle K. Lee
Director of the United States Patent and Trademark Office