



US00D717013S

(12) **United States Design Patent**  
**Han**

(10) **Patent No.:** **US D717,013 S**

(45) **Date of Patent:** **\*\* Nov. 4, 2014**

(54) **TRASH RECEPTACLE**

(71) Applicant: **Barenthal North America, Inc.**,  
Whippany, NJ (US)

(72) Inventor: **Hongyuan Han**, Pine Brook, NJ (US)

(73) Assignee: **Barenthal North America, Inc.**,  
Whippany, NJ (US)

(\*\*) Term: **14 Years**

(21) Appl. No.: **29/470,460**

(22) Filed: **Oct. 22, 2013**

(51) **LOC (10) Cl.** ..... **09-09**

(52) **U.S. Cl.**  
USPC ..... **D34/9**

(58) **Field of Classification Search**  
USPC ..... D34/1-11; 220/908, 908.1, 911, 909,  
220/263, 264  
See application file for complete search history.

(56) **References Cited**

**U.S. PATENT DOCUMENTS**

D489,857	S	*	5/2004	Yang et al.	.....	D34/9
D503,502	S	*	3/2005	Lai	.....	D34/9
6,883,676	B2	*	4/2005	Lin	.....	220/263
7,033,039	B2	*	4/2006	Lin	.....	362/154
D525,756	S	*	7/2006	Yang et al.	.....	D34/9
7,121,421	B2	*	10/2006	Yang et al.	.....	220/263
D539,499	S	*	3/2007	Yang et al.	.....	D34/9
D542,001	S	*	5/2007	Yang et al.	.....	D34/9
D545,024	S	*	6/2007	Liao	.....	D34/9
7,225,943	B2	*	6/2007	Yang et al.	.....	220/263
RE39,726	E	*	7/2007	Lin	.....	220/263
D555,319	S	*	11/2007	Lin	.....	D34/9
D586,070	S	*	2/2009	Lin	.....	D34/9
D593,271	S	*	5/2009	Yang et al.	.....	D34/9
7,597,210	B2	*	10/2009	Lin	.....	220/262
D620,219	S	*	7/2010	Lenterman	.....	D34/4
D623,819	S	*	9/2010	Yang et al.	.....	D34/9
D629,579	S	*	12/2010	Lin	.....	D34/9
D632,864	S	*	2/2011	Yang et al.	.....	D34/9
D680,293	S	*	4/2013	Huang	.....	D34/9

D683,922	S	*	6/2013	Huang	.....	D34/9
2007/0235451	A1	*	10/2007	Lin	.....	220/263
2009/0194532	A1	*	8/2009	Yang et al.	.....	220/211

\* cited by examiner

*Primary Examiner* — Cynthia Ramirez

(74) *Attorney, Agent, or Firm* — Preti Flaherty Beliveau & Pachios LLP

(57) **CLAIM**

The ornamental design for a trash receptacle, as shown.

**DESCRIPTION**

FIG. 1 is a front view of a first embodiment of an ornamental design for a trash receptacle according to the presently disclosed invention;

FIG. 2 is a right side view of the first embodiment of an ornamental design for a trash receptacle according to the presently disclosed invention;

FIG. 3 is a rear view of the first embodiment of an ornamental design for a trash receptacle according to the presently disclosed invention;

FIG. 4 is a left side view of the first embodiment of an ornamental design for a trash receptacle according to the presently disclosed invention;

FIG. 5 is a top view of the first embodiment of an ornamental design for a trash receptacle according to the presently disclosed invention;

FIG. 6 is a bottom view of the first embodiment of an ornamental design for a trash receptacle according to the presently disclosed invention;

FIG. 7 is an upper, front, left perspective view of the first embodiment of an ornamental design for a trash receptacle according to the presently disclosed invention;

FIG. 8 is a front view of a second embodiment of an ornamental design for a trash receptacle according to the presently disclosed invention;

FIG. 9 is a right side view of the second embodiment of an ornamental design for a trash receptacle according to the presently disclosed invention;

FIG. 10 is a rear view of the second embodiment of an ornamental design for a trash receptacle according to the presently disclosed invention;




FIG. 11 is a left side view of the second embodiment of an ornamental design for a trash receptacle according to the presently disclosed invention;

FIG. 12 is a top view of the second embodiment of an ornamental design for a trash receptacle according to the presently disclosed invention;

FIG. 13 is a bottom view of the second embodiment of an ornamental design for a trash receptacle according to the presently disclosed invention;

FIG. 14 is an upper, front, left perspective view of the second embodiment of an ornamental design for a trash receptacle according to the presently disclosed invention;

FIG. 15 is a front view of a third embodiment of an ornamental design for a trash receptacle according to the presently disclosed invention;

FIG. 16 is a right side view of the third embodiment of an ornamental design for a trash receptacle according to the presently disclosed invention;

FIG. 17 is a rear view of the third embodiment of an ornamental design for a trash receptacle according to the presently disclosed invention;

FIG. 18 is a left side view of the third embodiment of an ornamental design for a trash receptacle according to the presently disclosed invention;

FIG. 19 is a top view of the third embodiment of an ornamental design for a trash receptacle according to the presently disclosed invention;

FIG. 20 is a bottom view of the third embodiment of an ornamental design for a trash receptacle according to the presently disclosed invention;

FIG. 21 is an upper, front, left perspective view of the third embodiment of an ornamental design for a trash receptacle according to the presently disclosed invention;

FIG. 22 is a front view of a fourth embodiment of an ornamental design for a trash receptacle according to the presently disclosed invention;

FIG. 23 is a right side view of the fourth embodiment of an ornamental design for a trash receptacle according to the presently disclosed invention;

FIG. 24 is a rear view of the fourth embodiment of an ornamental design for a trash receptacle according to the presently disclosed invention;

FIG. 25 is a left side view of the fourth embodiment of an ornamental design for a trash receptacle according to the presently disclosed invention;

FIG. 26 is a top view of the fourth embodiment of an ornamental design for a trash receptacle according to the presently disclosed invention;

FIG. 27 is a bottom view of the fourth embodiment of an ornamental design for a trash receptacle according to the presently disclosed invention;

FIG. 28 is an upper, front, left perspective view of the fourth embodiment of an ornamental design for a trash receptacle according to the presently disclosed invention;

FIG. 29 is a front view of a fifth embodiment of an ornamental design for a trash receptacle according to the presently disclosed invention;

FIG. 30 is a right side view of the fifth embodiment of an ornamental design for a trash receptacle according to the presently disclosed invention;

FIG. 31 is a rear view of the fifth embodiment of an ornamental design for a trash receptacle according to the presently disclosed invention;

FIG. 32 is a left side view of the fifth embodiment of an ornamental design for a trash receptacle according to the presently disclosed invention;

FIG. 33 is a top view of the fifth embodiment of an ornamental design for a trash receptacle according to the presently disclosed invention;

FIG. 34 is a bottom view of the fifth embodiment of an ornamental design for a trash receptacle according to the presently disclosed invention; and,

FIG. 35 is an upper, front, left perspective view of the fifth embodiment of an ornamental design for a trash receptacle according to the presently disclosed invention.

**1 Claim, 30 Drawing Sheets**






Fig. 1





Fig. 2






Fig. 3






Fig. 4





Fig. 5



Fig. 6





Fig. 7






Fig. 8






Fig. 9





Fig. 10






Fig. 11






Fig. 12




Fig. 13





Fig. 14





Fig. 15






Fig. 16






Fig. 17






Fig. 18






Fig. 19




Fig. 20





Fig. 21



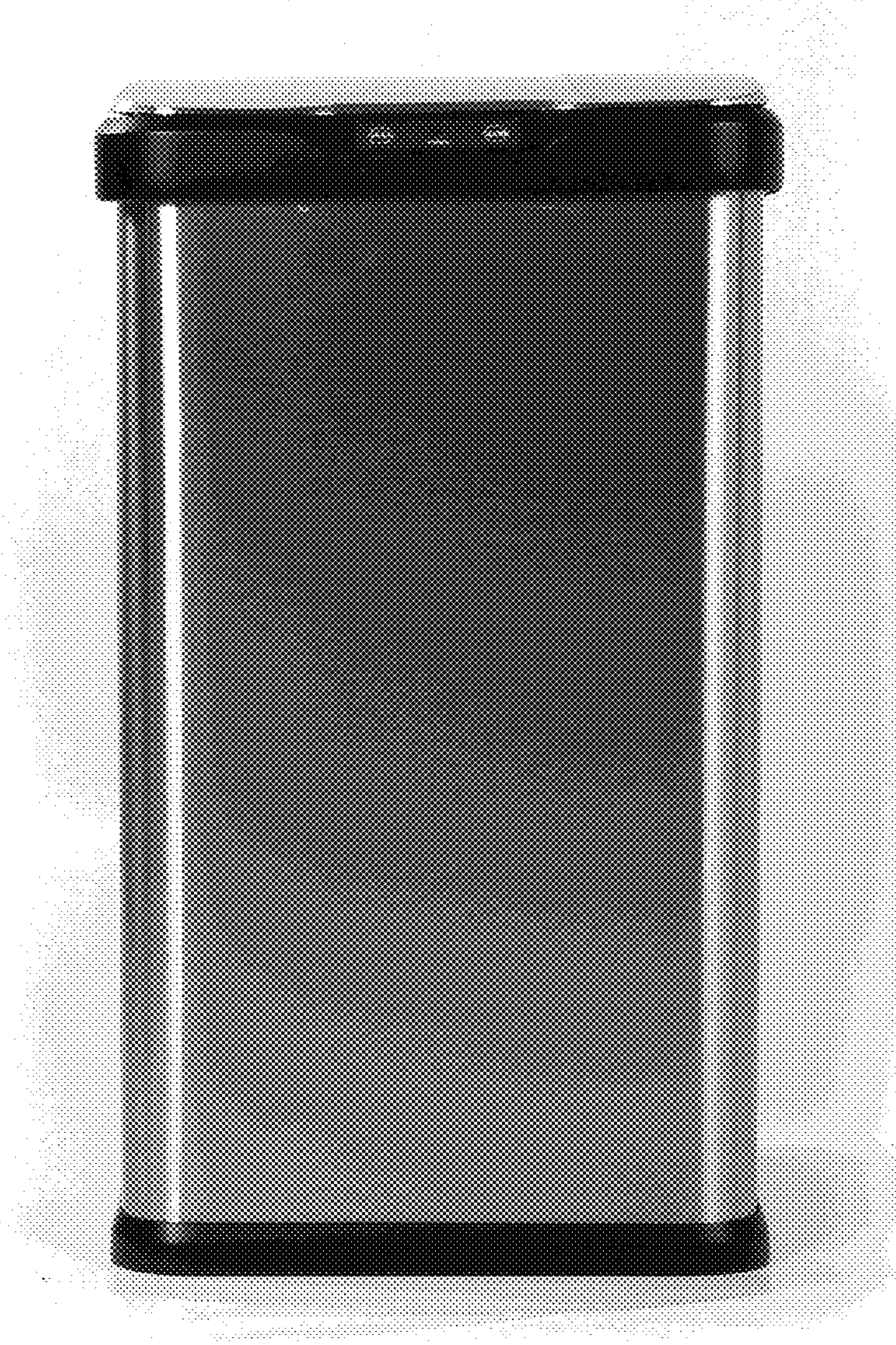


Fig. 22






Fig. 23





Fig. 24





Fig. 25





Fig. 26



Fig. 27






Fig. 28





Fig. 29





Fig. 30





Fig. 31





Fig. 32






Fig. 33



Fig. 34





Fig. 35