



US00D717008S

(12) **United States Design Patent**
Kennington

(10) **Patent No.:** **US D717,008 S**
(45) **Date of Patent:** **** Nov. 4, 2014**

(54) **WICKER ANIMAL TOILET**
(71) Applicant: **Brandon Kennington**, Westlake Village,
CA (US)
(72) Inventor: **Brandon Kennington**, Westlake Village,
CA (US)
(**) Term: **14 Years**

D340,083 S *	10/1993	Davis	D30/161
D376,875 S *	12/1996	Glickstein	D30/118
D379,014 S *	4/1997	Woods, II	D30/118
6,601,723 B1 *	8/2003	Ziglar	220/4.34
D483,156 S *	12/2003	Simpson	D30/108
D534,321 S *	12/2006	Simpson et al.	D30/161
D589,655 S *	3/2009	West	D30/118
D617,959 S *	6/2010	Twu	D30/161
D621,100 S *	8/2010	Simpson et al.	D30/108
D677,012 S *	2/2013	Duvigneau	D30/109
D681,350 S *	5/2013	Anderson et al.	D5/43

(21) Appl. No.: **29/443,877**
(22) Filed: **Jan. 23, 2013**
(51) **LOC (10) Cl.** **30-09**
(52) **U.S. Cl.**
USPC **D30/161**
(58) **Field of Classification Search**
USPC D30/118, 160, 161; 119/161, 163, 165,
119/167-170, 25.8
See application file for complete search history.

* cited by examiner
Primary Examiner — Cathy A MacCormac
(74) *Attorney, Agent, or Firm* — Cislo & Thomas, LLP

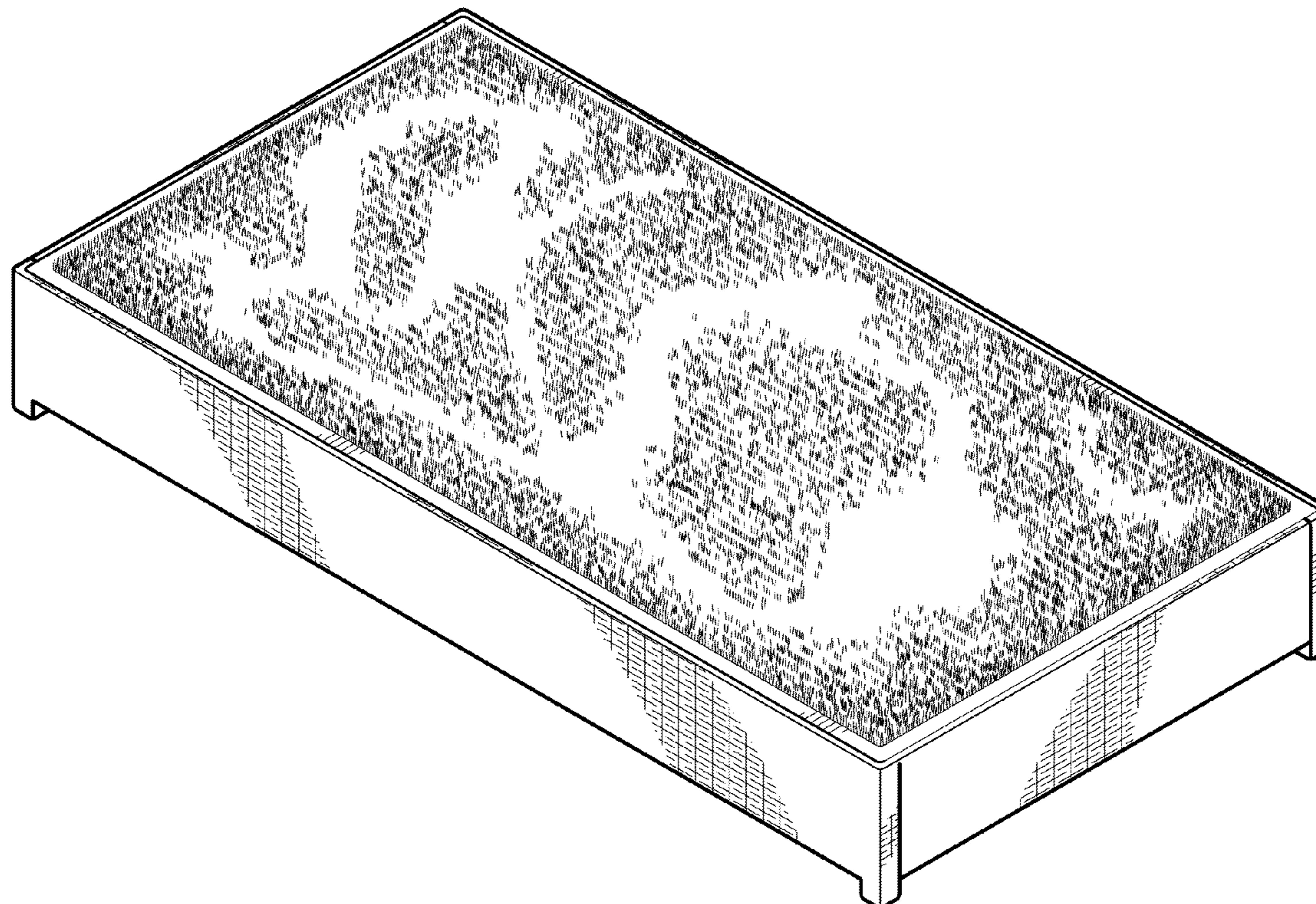
(57) **CLAIM**
I claim the ornamental design for a wicker animal toilet, as shown and described.

DESCRIPTION

FIG. 1 is a perspective view of my wicker animal toilet;
FIG. 2 is a top view thereof;
FIG. 3 is a front view thereof;
FIG. 4 is a right side view thereof, the left side, is a mirror image of the right side view shown; and,
FIG. 5 is an enlarged detail view of detail 5 in FIG. 3 depicting the surface design of my wicker animal toilet.
The wicker pattern on the views on the front, right, and left is continuous throughout.

(56) **References Cited**
U.S. PATENT DOCUMENTS
D56,367 S * 10/1920 Leijen D30/118
1,541,000 A * 6/1925 Riley 139/28
3,716,171 A * 2/1973 Blomgren et al. 222/396
3,745,975 A * 7/1973 Prucha 119/165
D332,857 S * 1/1993 Cooper D3/304
5,211,130 A * 5/1993 Elias et al. 119/28.5

1 Claim, 3 Drawing Sheets



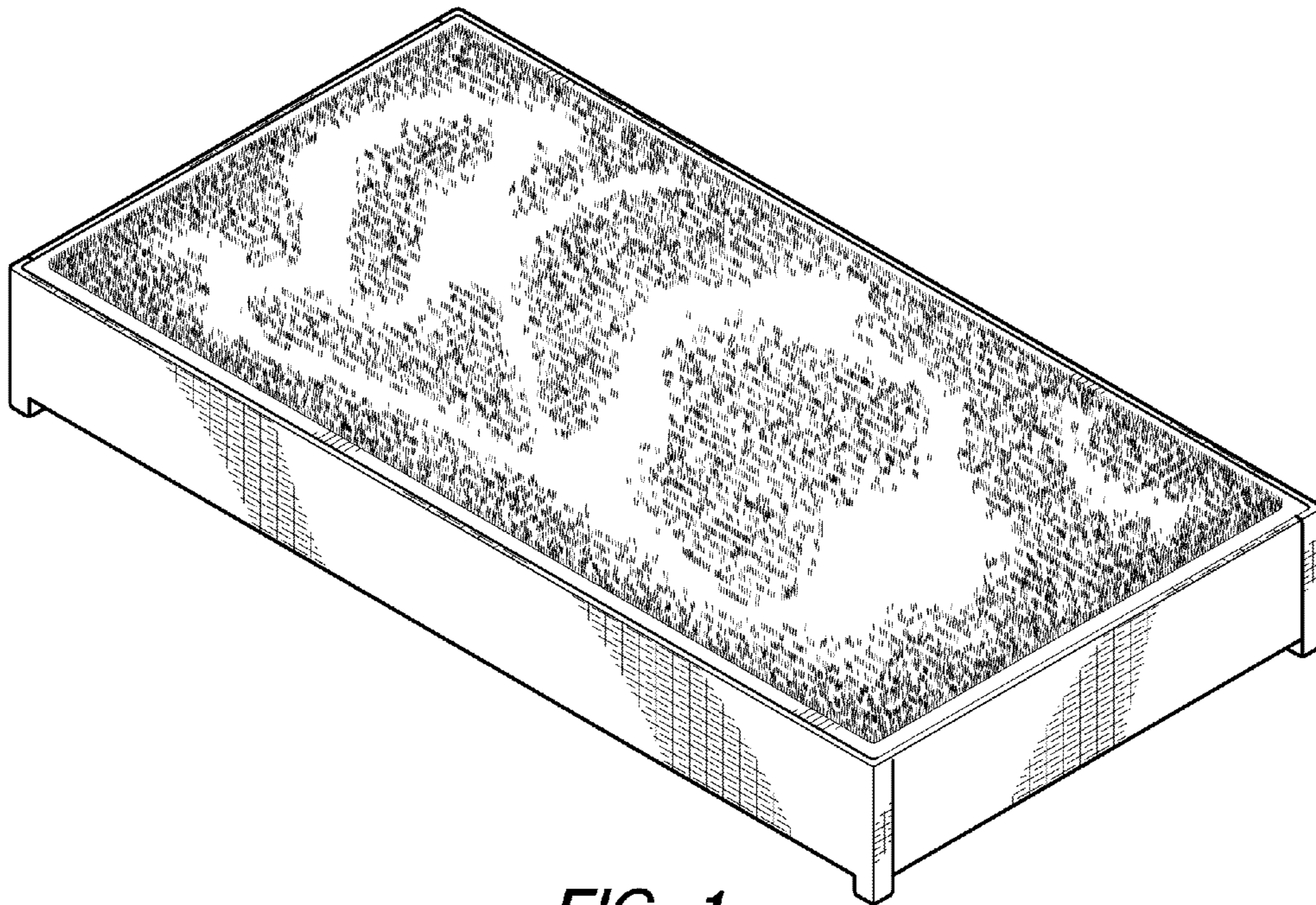


FIG. 1




FIG. 2




FIG. 3

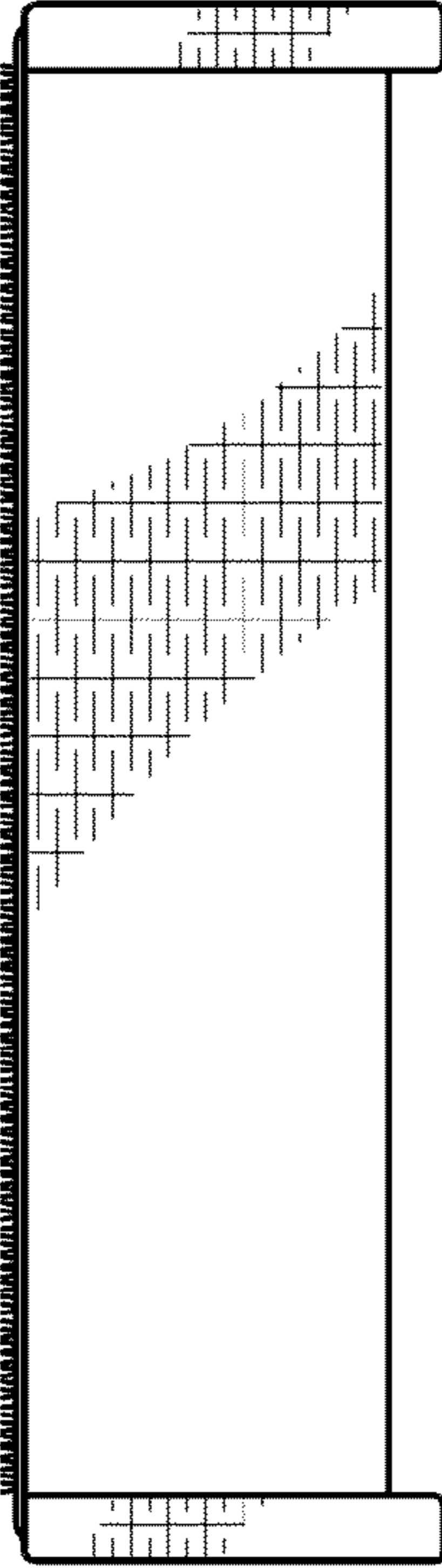


FIG. 4

FIG. 5

