



US00D716980S

(12) **United States Design Patent**
Sperling et al.

(10) **Patent No.:** **US D716,980 S**

(45) **Date of Patent:** **** Nov. 4, 2014**

(54) **REAR COMBINATION LAMP FOR AN
AUTOMOBILE**

(71) Applicants: **Matthew Niven Sperling**, Huntington
Beach, CA (US); **Peter Kim**, Nagoya
(JP)

(72) Inventors: **Matthew Niven Sperling**, Huntington
Beach, CA (US); **Peter Kim**, Nagoya
(JP)

(73) Assignee: **Toyota Jidosha Kabushiki Kaisha**,
Toyota-shi, Aichi-ken (JP)

(**) Term: **14 Years**

(21) Appl. No.: **29/458,705**

(22) Filed: **Jun. 21, 2013**

(30) **Foreign Application Priority Data**

Dec. 26, 2012 (JP) 2012-031507

(51) **LOC (10) Cl.** **26-06**

(52) **U.S. Cl.**
USPC **D26/28**

(58) **Field of Classification Search**
USPC D26/28-36; 362/459-468, 475-478,
362/485-487

See application file for complete search history.

(56) **References Cited**

U.S. PATENT DOCUMENTS

D552,769 S *	10/2007	Leclercq	D26/28
D553,269 S *	10/2007	Pfeiffer et al.	D26/28
D560,292 S *	1/2008	Sato	D26/28
D561,357 S *	2/2008	Leclercq	D26/28
D565,211 S *	3/2008	Haller et al.	D26/28
D574,524 S *	8/2008	Tomatsu	D26/28

OTHER PUBLICATIONS

Netcarshow.com; URL: <http://www.netcarshow.com>; Mfg.: Ford;
Model: :Ford F-150; available on at least Jun. 13, 2012.

Netcarshow.com; URL: <http://www.netcarshow.com>; Mfg.:
Chevrolet; Model: Chevrolet Silverado; available on at least Jun. 13,
2012.

* cited by examiner

Primary Examiner — Marcus Jackson

(74) *Attorney, Agent, or Firm* — Finnegan, Henderson,
Farabow, Garrett & Dunner, LLP

(57) **CLAIM**

The ornamental design for a rear combination lamp for an
automobile, as shown and described.

DESCRIPTION

FIG. 1 is a front perspective view of a rear combination lamp
for an automobile showing our new design;

FIG. 2 is a front view thereof;

FIG. 3 is a rear view thereof;


FIG. 4 is a right side view thereof;

FIG. 5 is a left side view thereof;

FIG. 6 is a top plan view thereof; and,

FIG. 7 is a bottom view thereof.

1 Claim, 3 Drawing Sheets






FIG. 2




FIG. 1




FIG. 4




FIG. 3




FIG. 6




FIG. 7

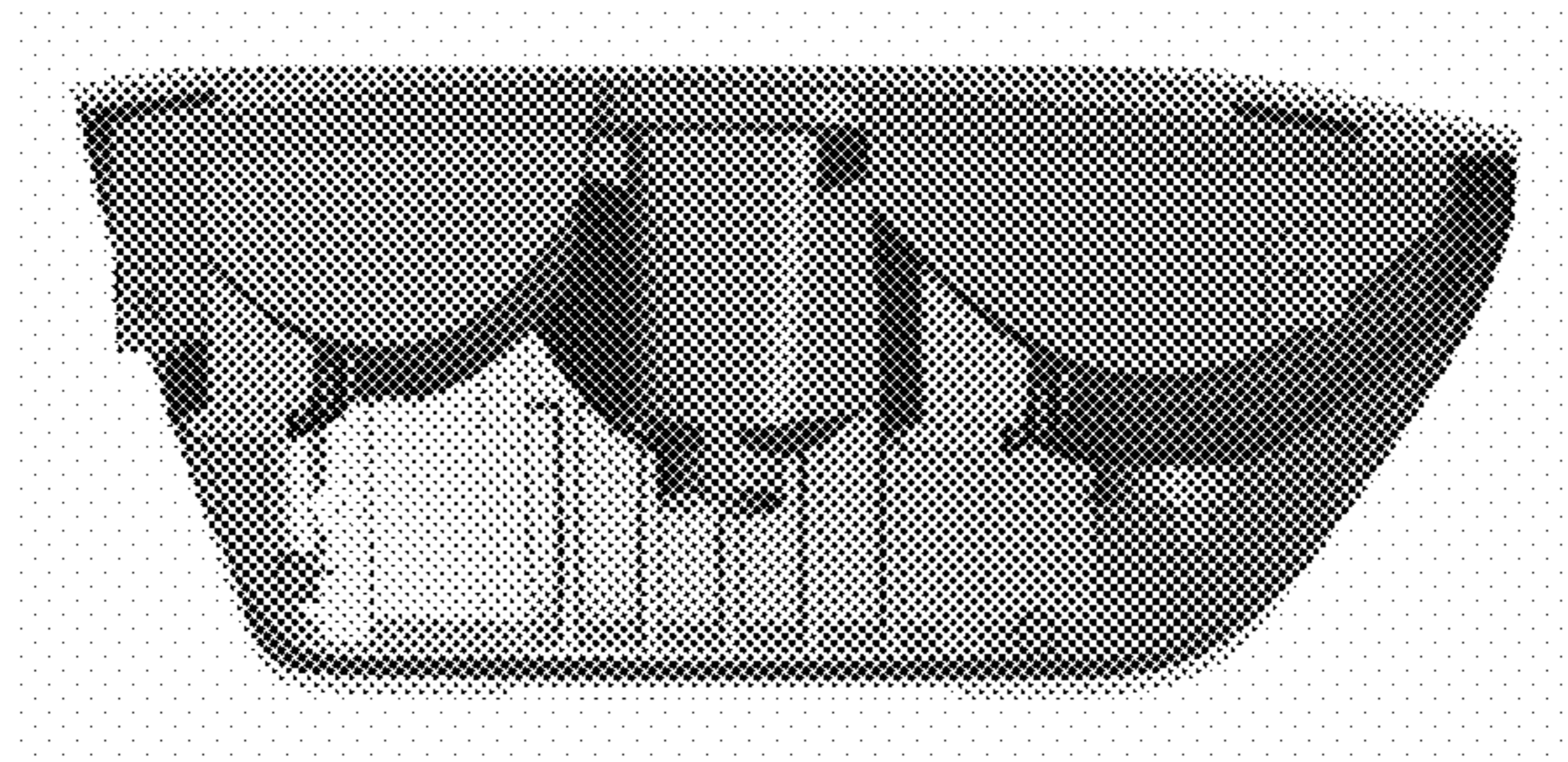


FIG. 5