



US00D716966S

(12) **United States Design Patent**  
**Lizari Illarramendi**

(10) **Patent No.:** **US D716,966 S**  
(45) **Date of Patent:** **\*\* Nov. 4, 2014**

(54) **MEDICAL AND LABORATORY EQUIPMENT**

FOREIGN PATENT DOCUMENTS

(71) Applicant: **Borja Lizari Illarramendi**, Burgos (ES)

CN 201195165 Y 2/2009

(72) Inventor: **Borja Lizari Illarramendi**, Burgos (ES)

EP 1 759 776 A1 3/2007

GB 2 259 081 A 3/1993

WO WO 95/15142 6/1995

(73) Assignee: **Kiro Robotics, S.L.**, Gipuzkoa (ES)

(Continued)

(\*\*) Term: **14 Years**

OTHER PUBLICATIONS

(21) Appl. No.: **29/443,369**

Article from Mondragon TULankide Magazine, released Oct. 2012, entitled "Kiro Robotics".

(22) Filed: **Jan. 16, 2013**

(Continued)

(30) **Foreign Application Priority Data**

*Primary Examiner* — Wan Laymon

Jul. 31, 2012 (EM) ..... 001338156-0001

(74) *Attorney, Agent, or Firm* — Leason Ellis LLP

Jul. 31, 2012 (EM) ..... 001338156-0002

(57) **CLAIM**

The ornamental design for a medical and laboratory equipment, as shown and described.

(51) **LOC (10) Cl.** ..... **24-01**

**DESCRIPTION**

(52) **U.S. Cl.**

USPC ..... **D24/232**

FIG. 1 is a perspective view of a medical and laboratory equipment illustrating my new design showing equipment on an internal platform;

(58) **Field of Classification Search**

USPC ..... D24/232, 231, 216-217, 108, 169, 186;

FIG. 2 is a front plan view of FIG. 1;

FIG. 3 is a rear view of FIG. 1;

FIG. 4 is a right-side view of FIG. 1;

FIG. 5 is a left-side view of FIG. 1;

FIG. 6 is a perspective view of a medical and laboratory equipment of a second variant showing the internal platform for equipment;

FIG. 7 is a front plan view of FIG. 6;

FIG. 8 is a rear view of FIG. 6;

FIG. 9 is a right-side view of FIG. 6; and,

FIG. 10 is a left-side view of FIG. 6.

The broken lines shown in the Figures illustrate the environment only and form no part of the claimed design.

D10/81; 141/2, 18; 422/50, 63, 81, 67,

422/68.1, 500, 565, 509; 312/138.1, 139.1,

312/209; 436/43; 454/63

See application file for complete search history.

(56) **References Cited**

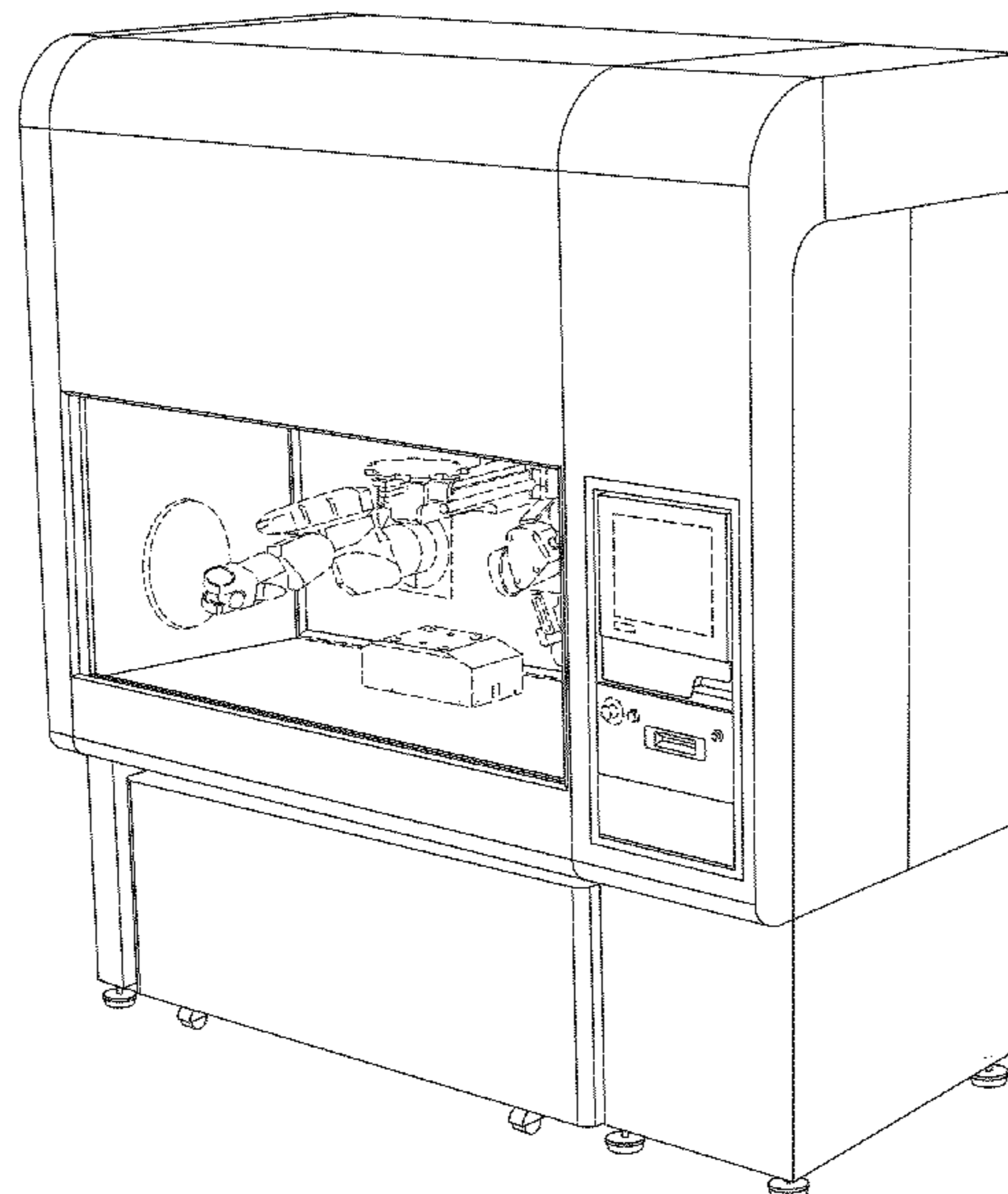
U.S. PATENT DOCUMENTS

2,702,505 A 2/1955 Nelson

D228,454 S \* 9/1973 Amar et al. .... D10/81

(Continued)

**1 Claim, 10 Drawing Sheets**



(56)

References Cited

U.S. PATENT DOCUMENTS

5,479,969 A 1/1996 Hardie et al.  
6,080,058 A \* 6/2000 Coe et al. .... 312/209  
6,582,292 B1 \* 6/2003 Bastian ..... 454/59  
7,247,087 B1 \* 7/2007 Poblete et al. .... 454/63  
8,282,895 B2 \* 10/2012 Miller et al. .... 422/500  
D682,440 S \* 5/2013 Degn ..... D24/216  
D693,020 S \* 11/2013 Degn ..... D24/216  
2008/0169044 A1 7/2008 Osborne et al.  
2008/0199353 A1 8/2008 Mlodzinski et al.  
2010/0268167 A1 10/2010 Mattioli  
2012/0318402 A1 \* 12/2012 Aguerre et al. .... 141/2

FOREIGN PATENT DOCUMENTS

WO WO 2008/047390 A1 4/2008  
WO WO 2009/147252 A1 12/2009  
WO WO 2011/007341 A1 1/2011

OTHER PUBLICATIONS

“Kiro Robotics —Tecnologia Y Robotizacion en Equipamiento para Hospitales”, Humanity at Work, Feb. 21, 2013.  
“The First Self-Cleaning Compounding Robot”, Kiro Oncology, Congreso Nacional de la Sociedad Espanola de Farmacia Hospitaliaria, Oct. 4, 2012.

\* cited by examiner

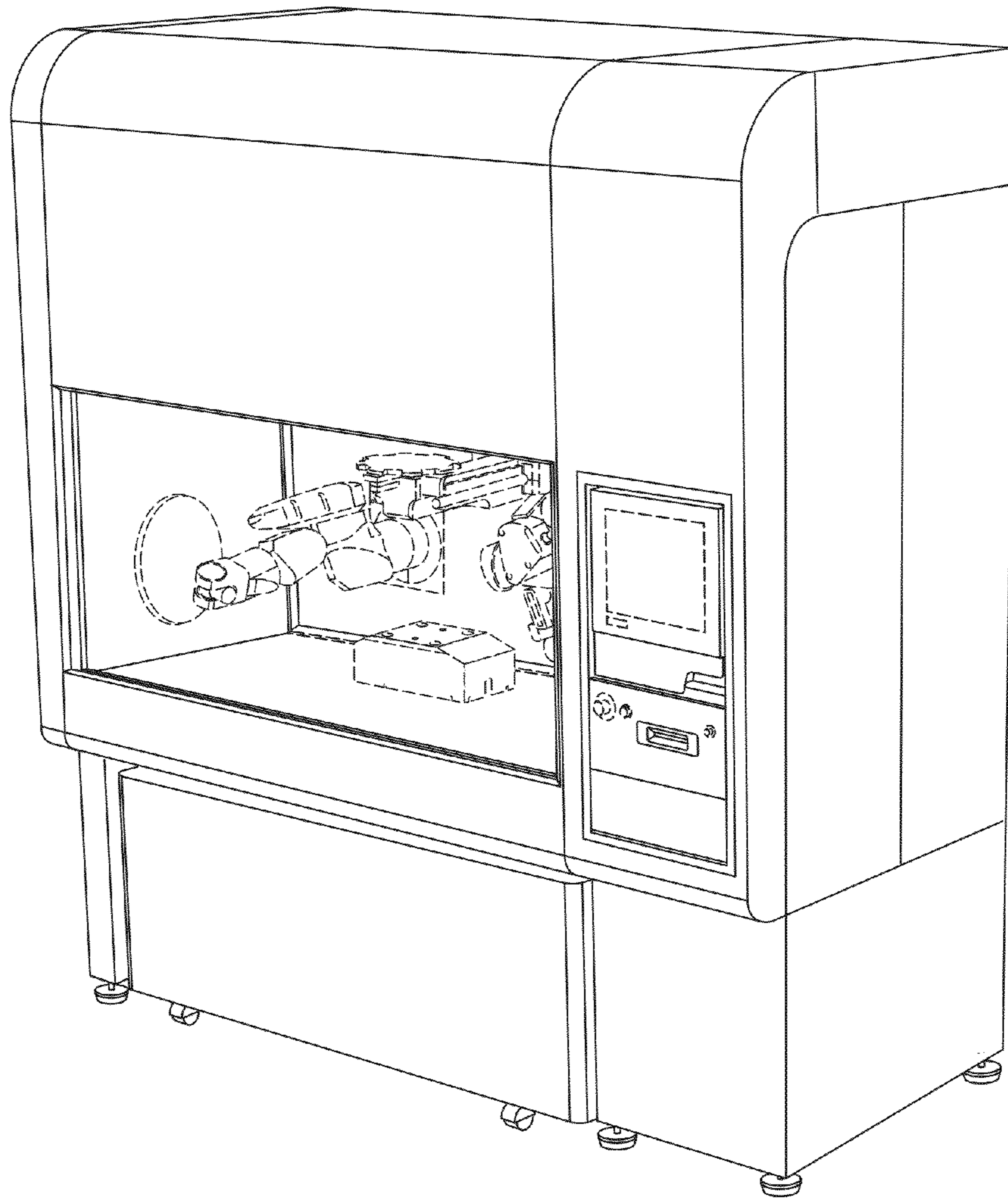


Fig. 1




Fig. 2




Fig. 3




Fig. 4






Fig. 5

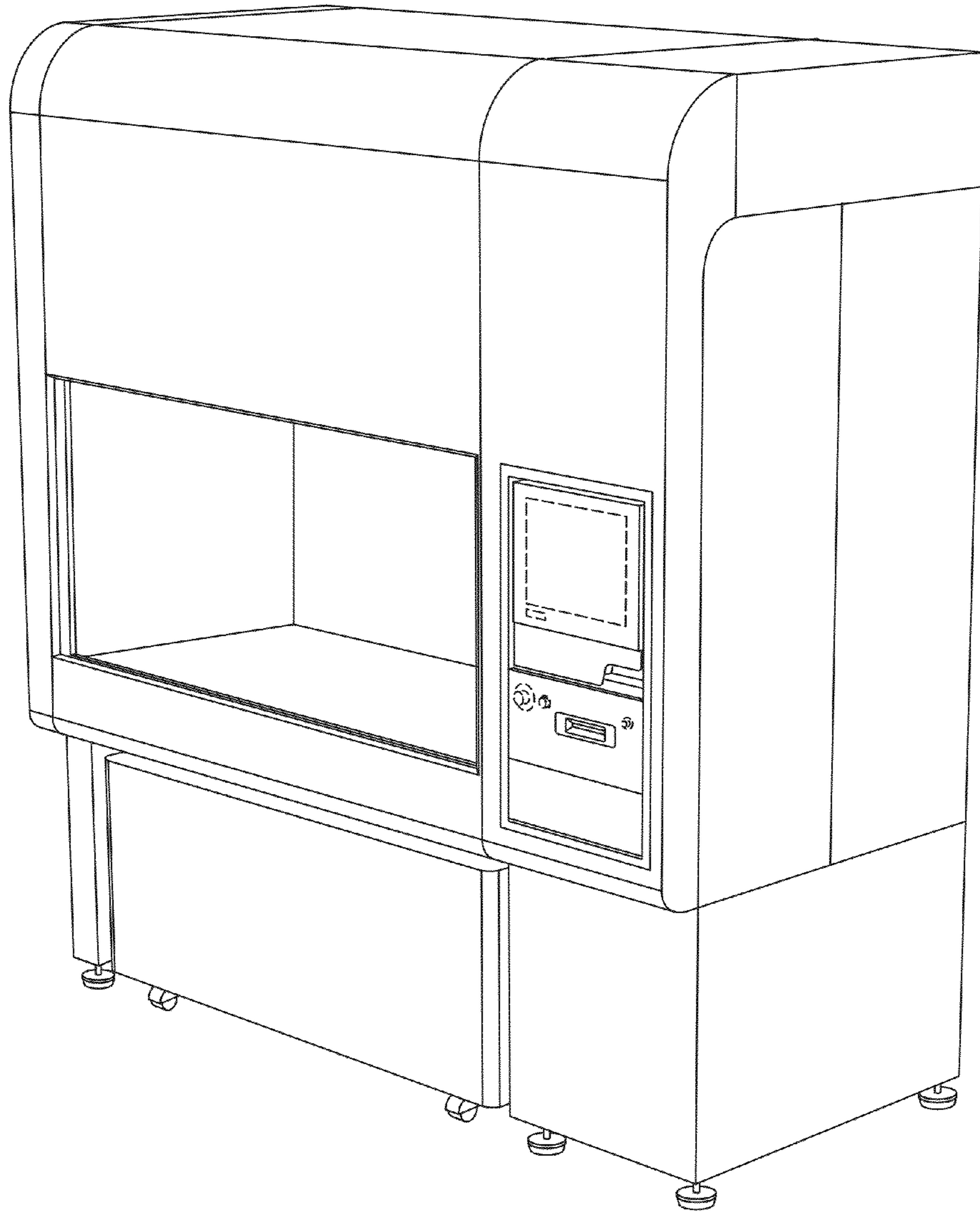


Fig. 6






Fig. 7




Fig. 8




Fig. 9




Fig. 10