



US00D716924S

(12) **United States Design Patent**
Saita et al.

(10) **Patent No.:** **US D716,924 S**
(45) **Date of Patent:** **** Nov. 4, 2014**

(54) **WATER-COOLED COOLING APPARATUS
INTEGRATED TO LOAD DEVICES**

(71) Applicant: **Mission Critical Solutions
Corporation, Bellevue, WA (US)**

(72) Inventors: **Marco Saita, Busnago (IT); ShihWei
Sun, Bellevue, WA (US)**

(73) Assignee: **Mission Critical Solutions
Corporation, Bellevue, WA (US)**

(**) Term: **14 Years**

(21) Appl. No.: **29/488,483**

(22) Filed: **Apr. 18, 2014**

(51) **LOC (10) Cl.** **23-03**

(52) **U.S. Cl.**
USPC **D23/314**

(58) **Field of Classification Search**
USPC D23/314, 329, 342; 361/395; D13/184,
D13/163, 162, 199; D14/300, 301, 302,
D14/308, 310, 313, 309, 311, 312
See application file for complete search history.

(56) **References Cited**

U.S. PATENT DOCUMENTS

D203,542 S * 1/1966 Dalton et al. D13/184
D371,347 S * 7/1996 Utsuki et al. D14/310

D432,098 S * 10/2000 Nelson et al. D13/184
7,411,785 B2 * 8/2008 Doll 361/679.48
8,537,539 B2 * 9/2013 Doll et al. 361/679.5
2009/0059523 A1 * 3/2009 Mallia et al. 361/695
2010/0139908 A1 * 6/2010 Slessman 165/279

* cited by examiner

Primary Examiner — T. Chase Nelson

Assistant Examiner — Ania Aman

(74) *Attorney, Agent, or Firm* — Lee & Hayes, PLLC

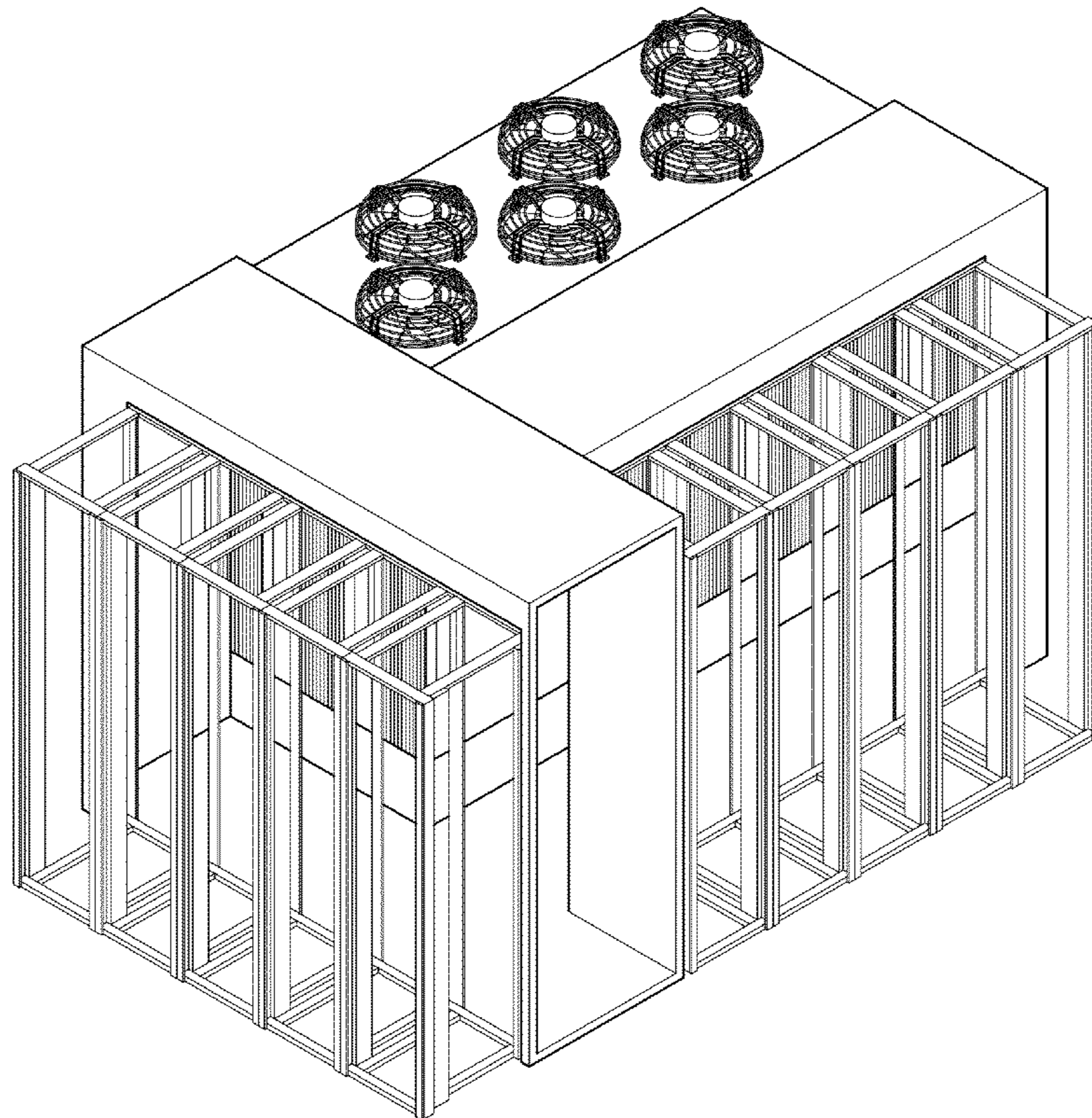
(57) **CLAIM**

The ornamental design for a water-cooled cooling apparatus integrated to load devices, as shown and described.

DESCRIPTION

FIG. 1 is a perspective view of a water-cooled cooling apparatus integrated to load devices showing our new design; FIG. 2 is a front view of the water-cooled cooling apparatus integrated to load devices; FIG. 3 is a rear view of the water-cooled cooling apparatus integrated to load devices; FIG. 4 is a left side view of the water-cooled cooling apparatus integrated to load devices; FIG. 5 is a right side view of the water-cooled cooling apparatus integrated to load devices; and, FIG. 6 is a top view of the water-cooled cooling apparatus integrated to load devices.

1 Claim, 6 Drawing Sheets



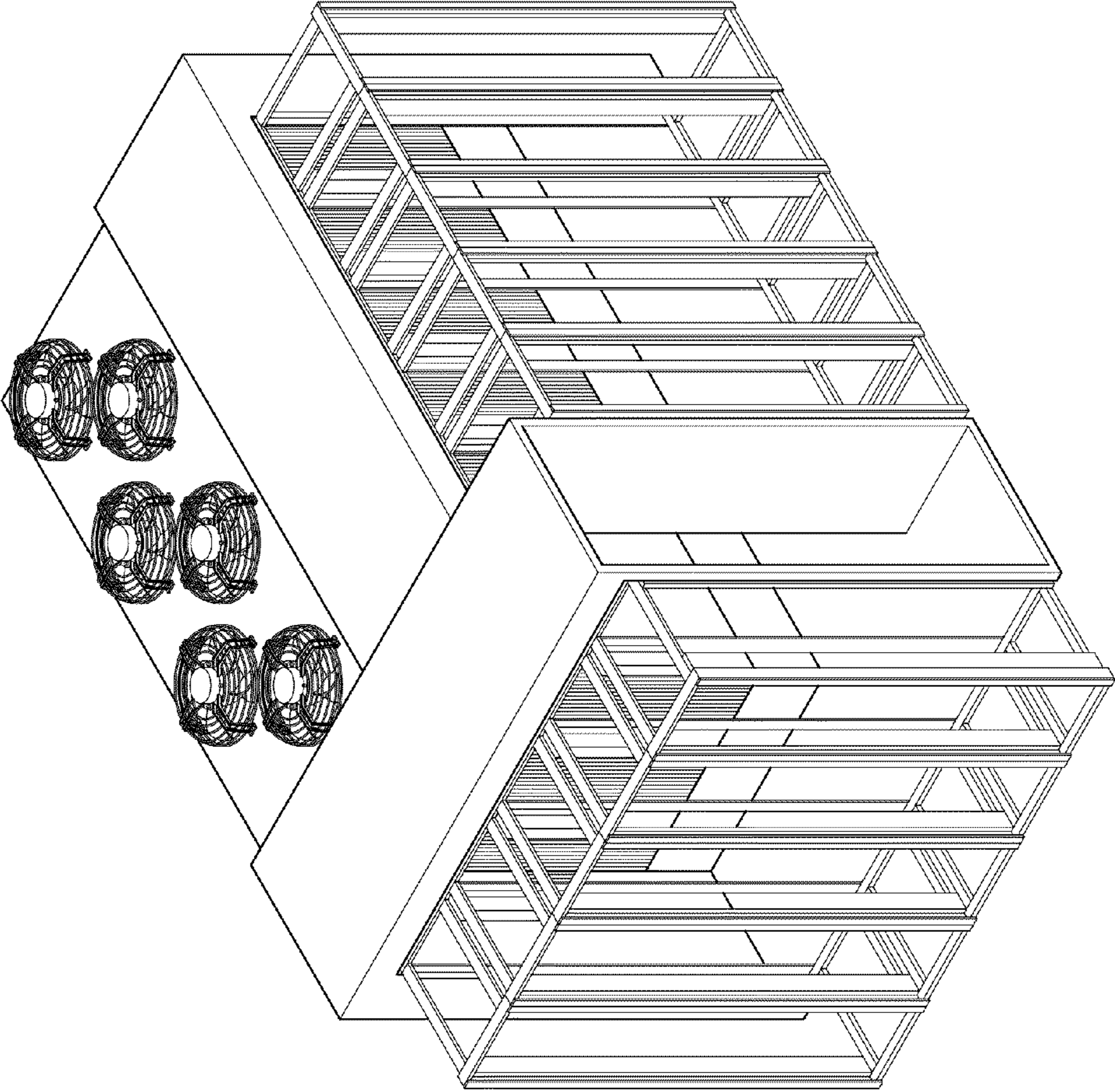


FIG. 1




FIG.2

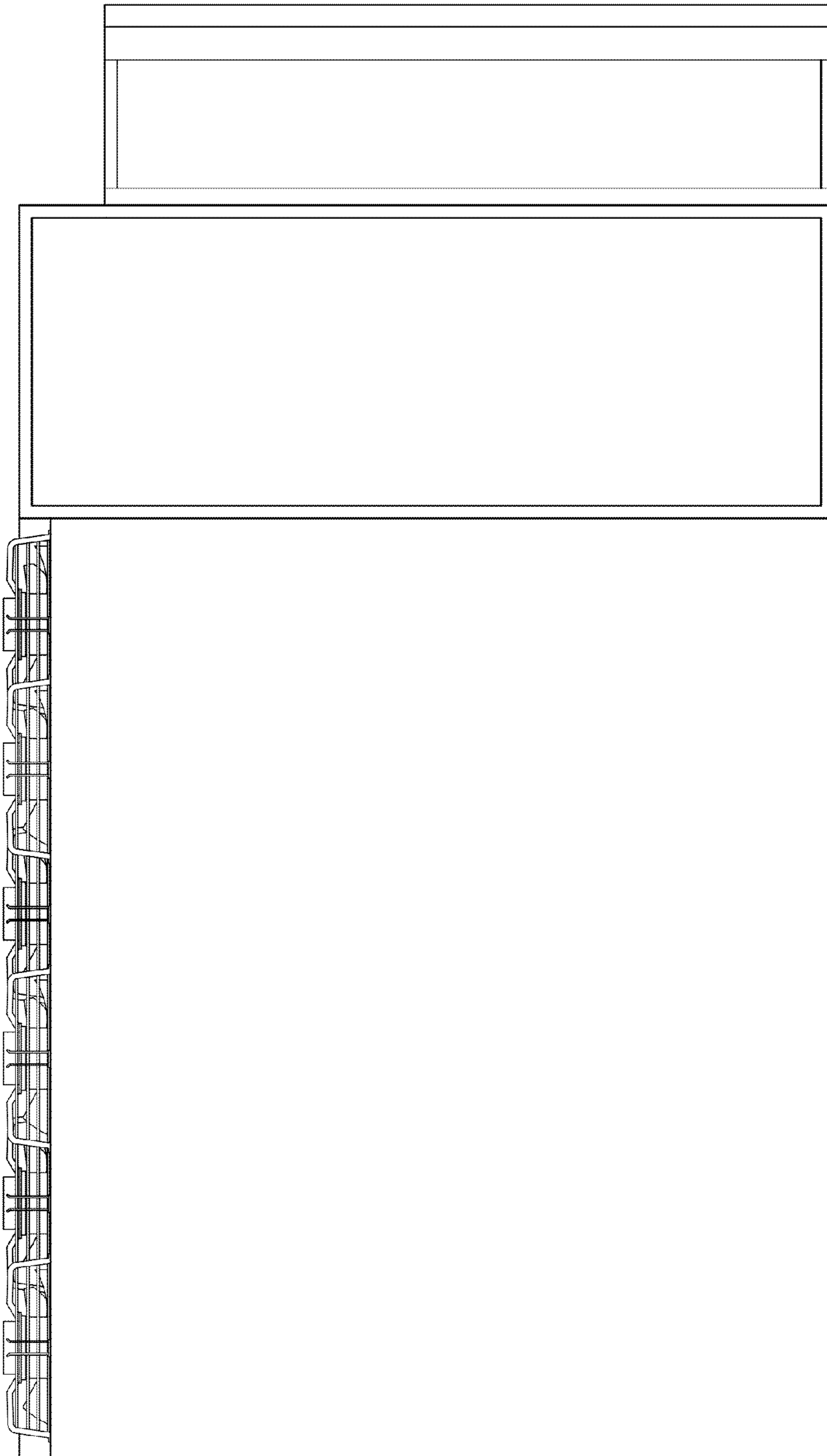


FIG.3




FIG.4




FIG.5

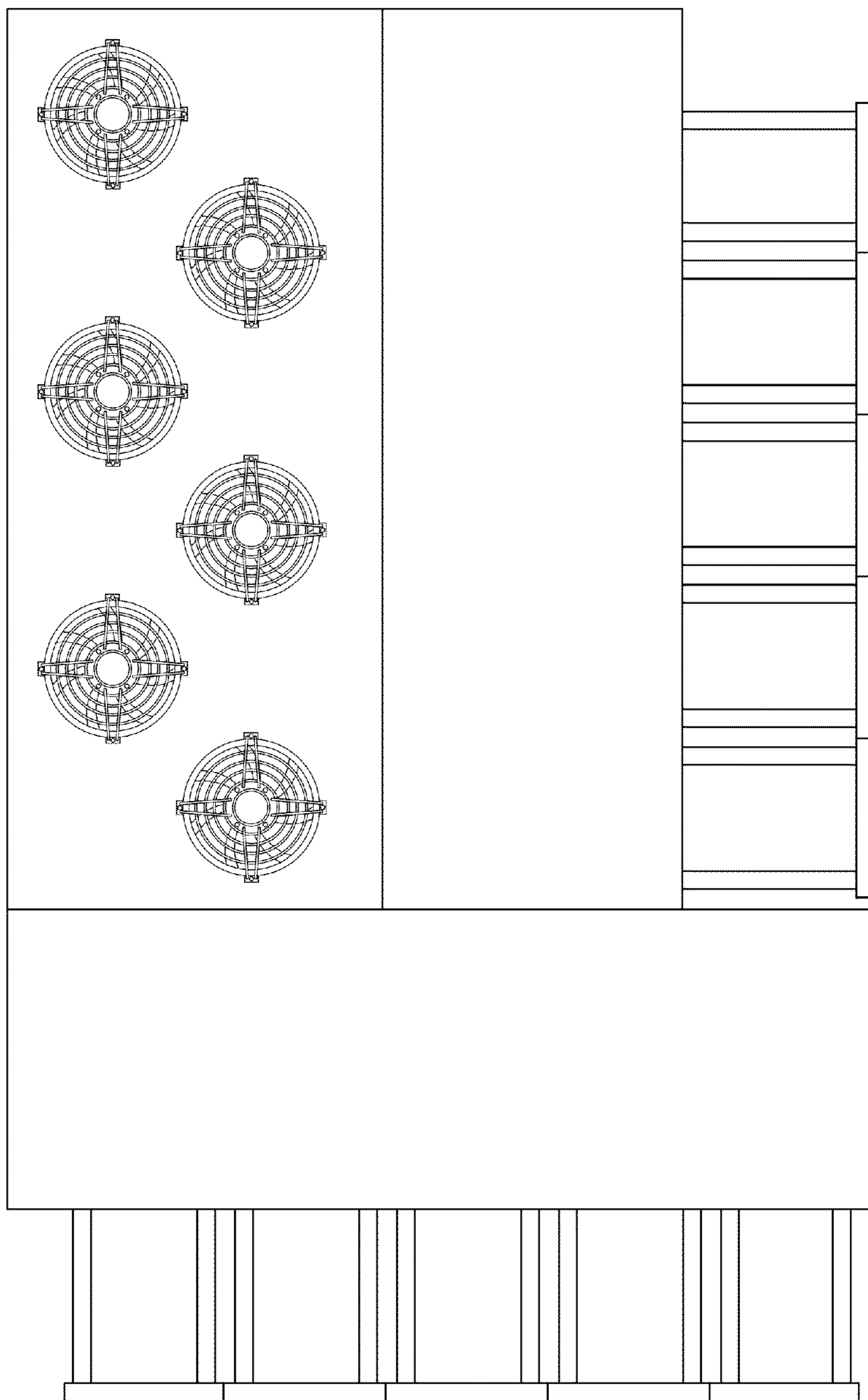


FIG.6