



US00D716905S

(12) **United States Design Patent**
Beckett et al.

(10) **Patent No.:** **US D716,905 S**
(45) **Date of Patent:** **** Nov. 4, 2014**

- (54) **OPTICLE DEVICE RETICLE**
 - (71) Applicant: **Burriss Company, Inc.**, Greeley, CO (US)
 - (72) Inventors: **Patrick Beckett**, Greeley, CO (US); **Sky Leighton**, Firestone, CO (US)
 - (73) Assignee: **Burriss Company, Inc.**, Greeley, CO (US)
 - (**) Term: **14 Years**
 - (21) Appl. No.: **29/455,796**
 - (22) Filed: **May 24, 2013**
 - (51) **LOC (10) Cl.** **22-01**
 - (52) **U.S. Cl.**
USPC **D22/109**
 - (58) **Field of Classification Search**
USPC D22/109; 359/424, 428; 89/19, 161, 89/200-204; 235/414; 42/111, 113, 122, 42/124, 130, 134-135; 33/227, 297, 298, 33/299; 356/21, 138-139, 139.1, 139.02; D16/130-133, 134-136; D14/404; 250/467
- See application file for complete search history.

5,920,995 A	7/1999	Sammut	
6,032,374 A	3/2000	Sammut	
6,357,158 B1	3/2002	Smith, III	
D475,758 S	6/2003	Ishikawa	
6,591,537 B2	7/2003	Smith	
D517,153 S	3/2006	Timm et al.	
D522,030 S	5/2006	Jenkinson	
D530,775 S	10/2006	LaCorte	
D536,762 S *	2/2007	Timm et al. D22/109
D544,511 S	6/2007	Geurts	
D567,324 S	4/2008	Pride et al.	
D567,325 S	4/2008	Pride et al.	
D567,326 S	4/2008	Pride et al.	
D567,896 S	4/2008	Pride et al.	
D570,441 S	6/2008	Pride et al.	
D584,376 S *	1/2009	Peters et al. D22/108
D587,333 S	2/2009	Peters et al.	
7,603,804 B2	10/2009	Zaderey et al.	
D609,769 S	2/2010	Lacorte	
7,654,029 B2 *	2/2010	Peters et al. 42/111
D613,362 S	4/2010	Huber	

(Continued)

OTHER PUBLICATIONS

Burriss Catalog, 2010, Radical Reticles by Burriss, pp. 48-53, Burriss Company, Greeley, Colorado, copyright 2009, 8 pages total.

Primary Examiner — Michael A Pratt

(74) *Attorney, Agent, or Firm* — Merchant & Gould P.C.

(57) **CLAIM**

The ornamental design for an optical device reticle, as shown and described.

DESCRIPTION

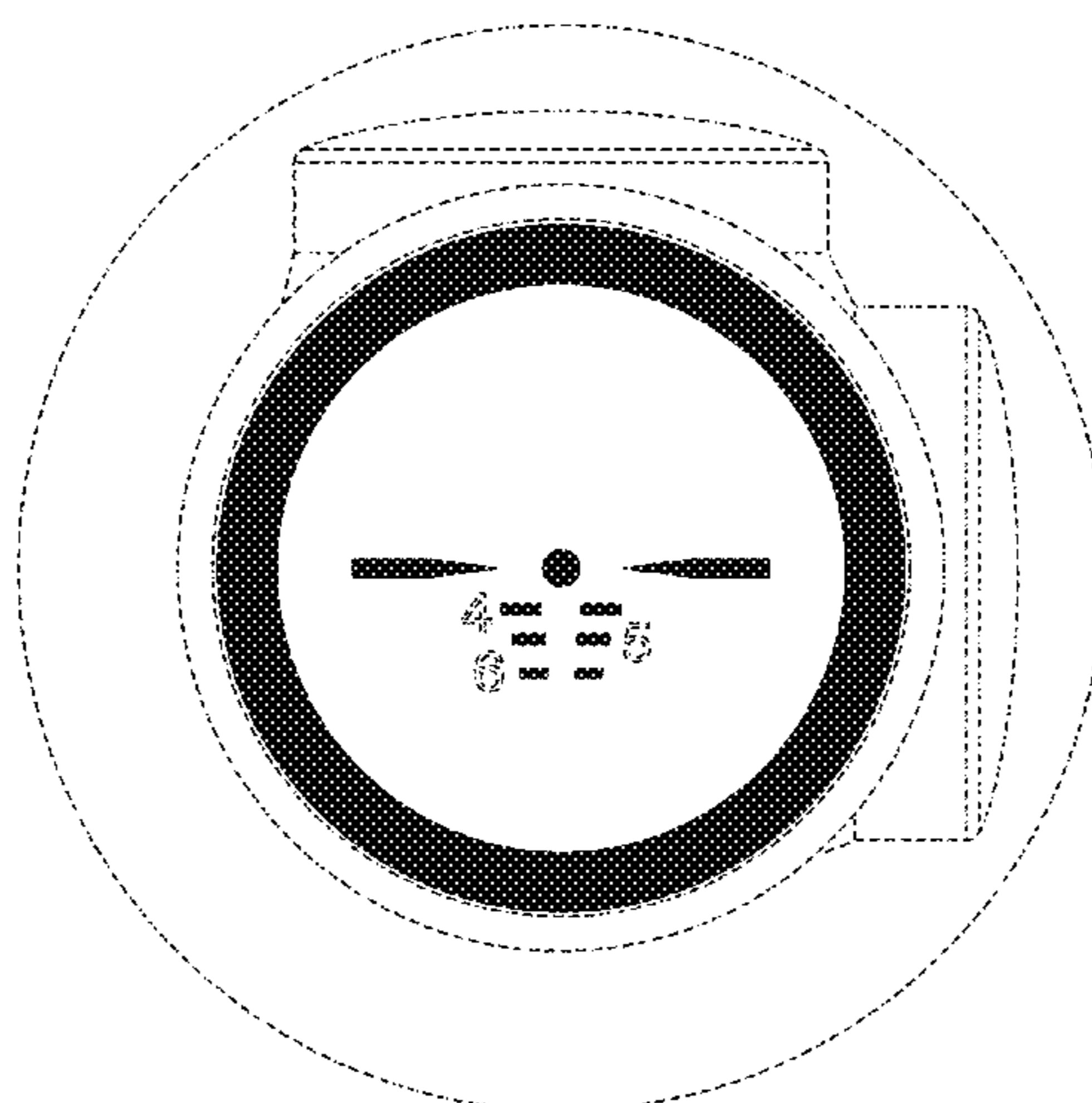
FIG. 1 is a view of an optical sight reticle for an optical device, as viewed through an eyepiece end of the optical device; and, FIG. 2 is a perspective view showing an environment of use for the reticle of FIG. 1.

In FIGS. 1-2, the dashed lines indicate environmental features that form no part of the claimed invention.

1 Claim, 2 Drawing Sheets

(56) **References Cited**
U.S. PATENT DOCUMENTS

3,190,003 A	6/1965	O'Brien
3,392,450 A	7/1968	Herter et al.
4,285,137 A	8/1981	Jennie
4,584,776 A	4/1986	Shepherd
D285,540 S	9/1986	Allen
4,789,231 A	12/1988	Shimizu
D306,173 S	2/1990	Reese
5,491,546 A	2/1996	Wascher et al.
D397,704 S	9/1998	Reese
D403,686 S	1/1999	Reese



(56)

References Cited

U.S. PATENT DOCUMENTS

D613,363 S 4/2010 Huber
D631,125 S 1/2011 Huber
D651,682 S 1/2012 Beckett et al.
D680,187 S * 4/2013 Bracken et al. D22/109
D683,418 S 5/2013 Beckett et al.
D684,653 S * 6/2013 Smith et al. D22/109

D703,784 S * 4/2014 Smith D22/109
2004/0016168 A1 1/2004 Thomas et al.
2005/0005495 A1 1/2005 Smith
2005/0229468 A1 10/2005 Zaderey et al.
2007/0044364 A1 3/2007 Sammut et al.
2007/0097351 A1* 5/2007 York et al. 356/5.02
2008/0098640 A1 5/2008 Sammut et al.
2014/0068993 A1* 3/2014 Mikroulis 42/122

* cited by examiner

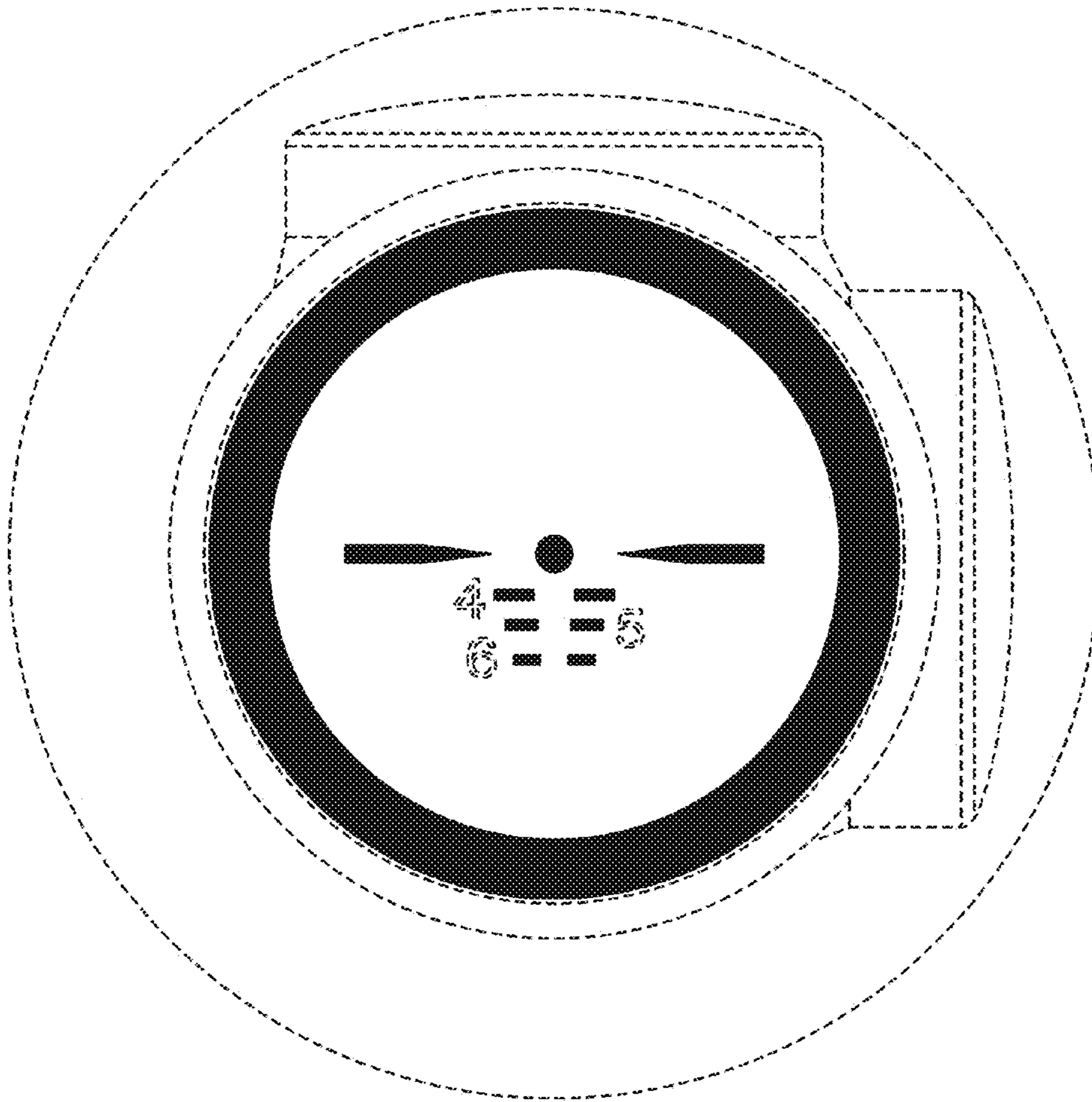


FIG. 1

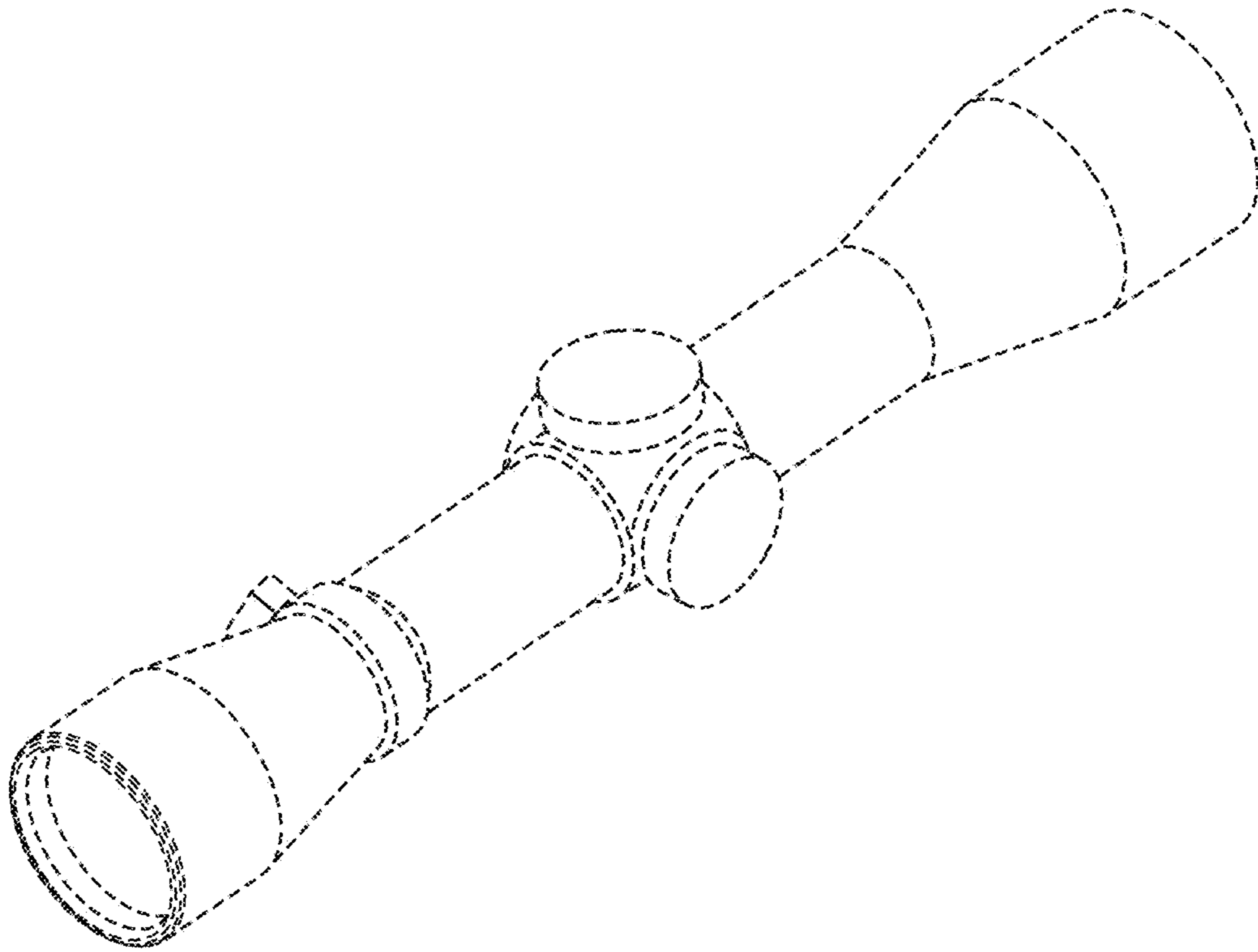


FIG.2