



US00D716881S

(12) **United States Design Patent**  
**Gait et al.**

(10) **Patent No.:** **US D716,881 S**  
(45) **Date of Patent:** **\*\* Nov. 4, 2014**

(54) **LACROSSE HEAD**

(71) Applicant: **Under Armour, Inc.**, Baltimore, MD (US)

(72) Inventors: **Paul Gait**, Albany, NY (US); **Chris Perra**, Albany, NY (US)

(73) Assignee: **Under Armour, Inc.**, Baltimore, MD (US)

(\*\*) Term: **14 Years**

(21) Appl. No.: **29/466,834**

(22) Filed: **Sep. 12, 2013**

(51) **LOC (10) Cl.** ..... **21-02**

(52) **U.S. Cl.**  
USPC ..... **D21/724**

(58) **Field of Classification Search**  
CPC ..... A63B 59/02; A63B 67/22  
USPC ..... D21/724; 473/505-515  
See application file for complete search history.

(56) **References Cited**

**U.S. PATENT DOCUMENTS**

7,226,374	B2 *	6/2007	Morrow et al.	473/513
7,258,634	B2 *	8/2007	Morrow et al.	473/512
7,264,562	B2 *	9/2007	Morrow et al.	473/513
7,488,266	B2 *	2/2009	Tucker et al.	473/513

7,547,261	B2 *	6/2009	Morrow et al.	473/513
7,695,382	B2 *	4/2010	Morrow et al.	473/513
7,704,171	B2 *	4/2010	Morrow et al.	473/513
7,798,923	B2 *	9/2010	Herman et al.	473/513
7,993,221	B2 *	8/2011	Herman et al.	473/513
8,282,512	B1 *	10/2012	Winningham et al.	473/513
D692,075	S *	10/2013	Vestuti et al.	D21/724

\* cited by examiner

*Primary Examiner* — Mitchell Siegel

(57) **CLAIM**


The ornamental design for a lacrosse head, as shown.

**DESCRIPTION**

FIG. 1 is a perspective view of a lacrosse head in accordance with the present invention;  
 FIG. 2 is a right side view in elevation of the lacrosse head shown in FIG. 1;  
 FIG. 3 is a left side view in elevation of the lacrosse head shown in FIG. 1;  
 FIG. 4 is a front view in elevation of the lacrosse head shown in FIG. 1;  
 FIG. 5 is a rear view in elevation of the lacrosse head shown in FIG. 1;  
 FIG. 6 is a bottom view in elevation of the lacrosse head shown in FIG. 1; and,  
 FIG. 7 is a top view in elevation of the lacrosse head shown in FIG. 1.

Any broken line illustration of environmental structure in the drawing is not part of the design sought to be patented.

**1 Claim, 6 Drawing Sheets**



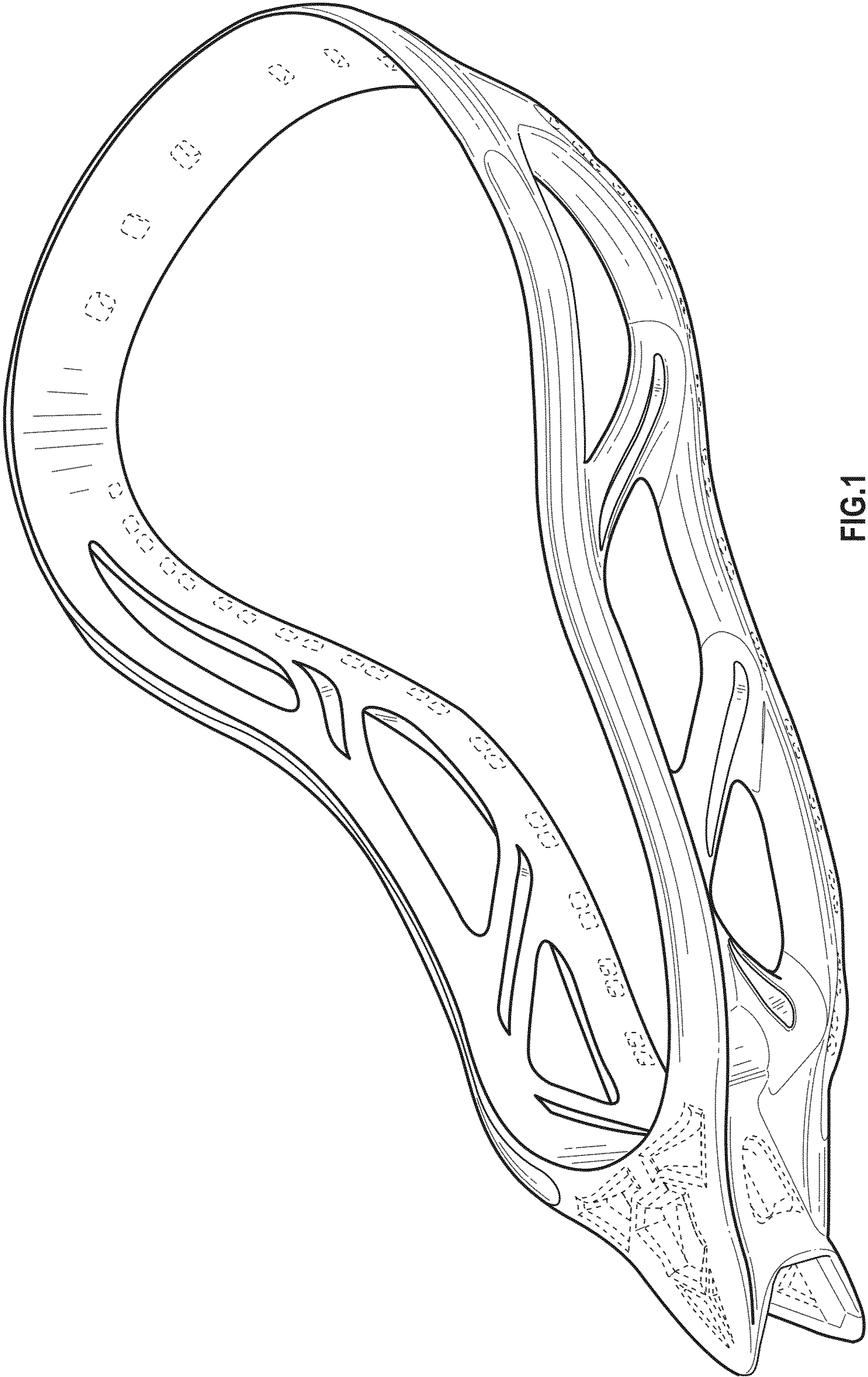


FIG.1

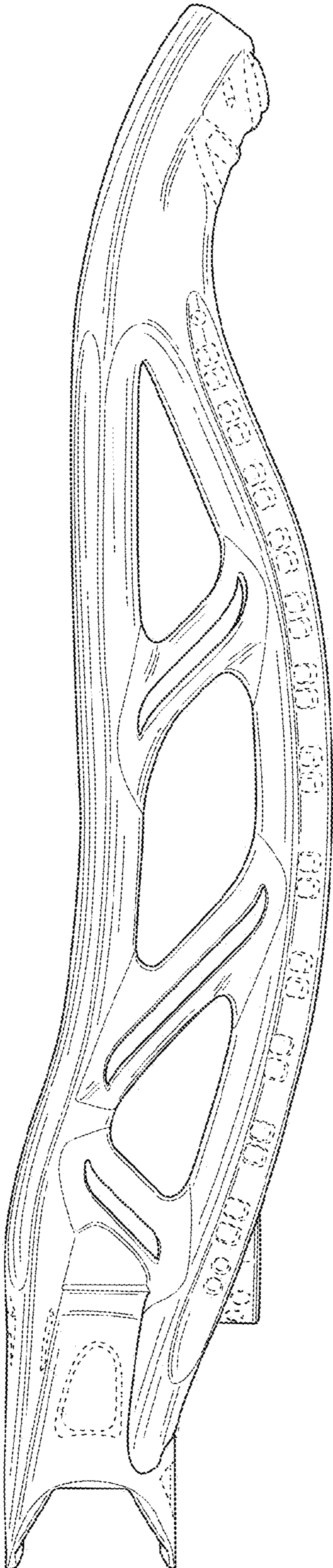


FIG.2



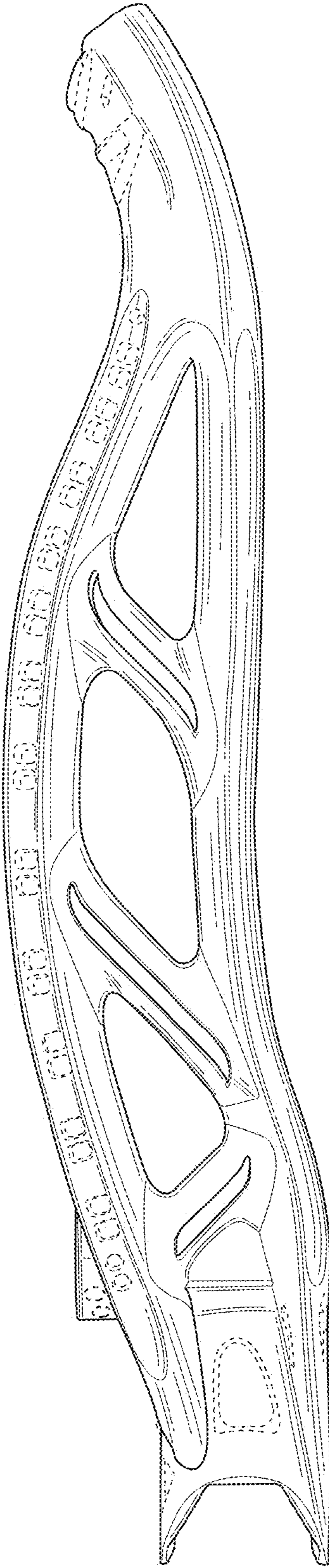


FIG.3

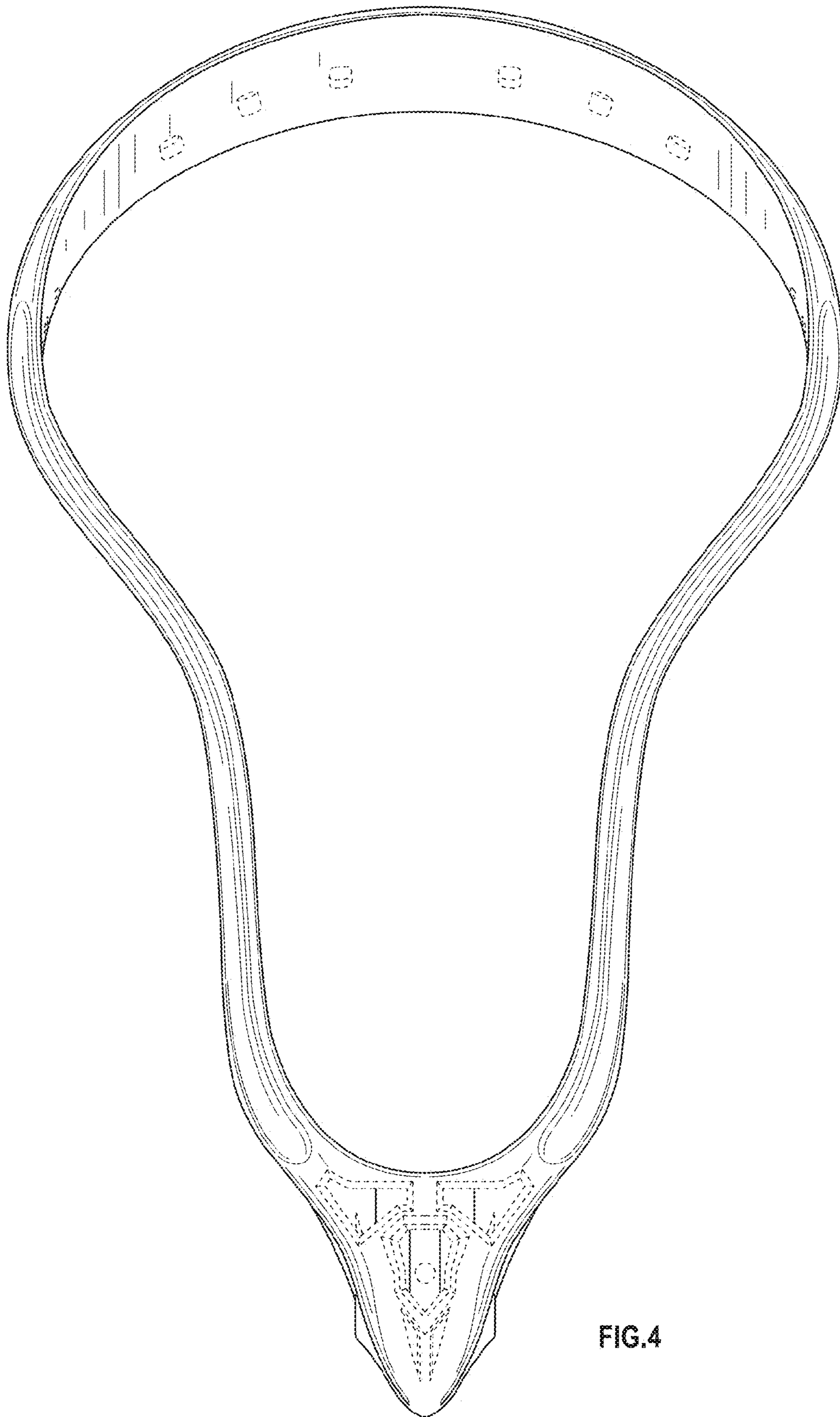


FIG.4

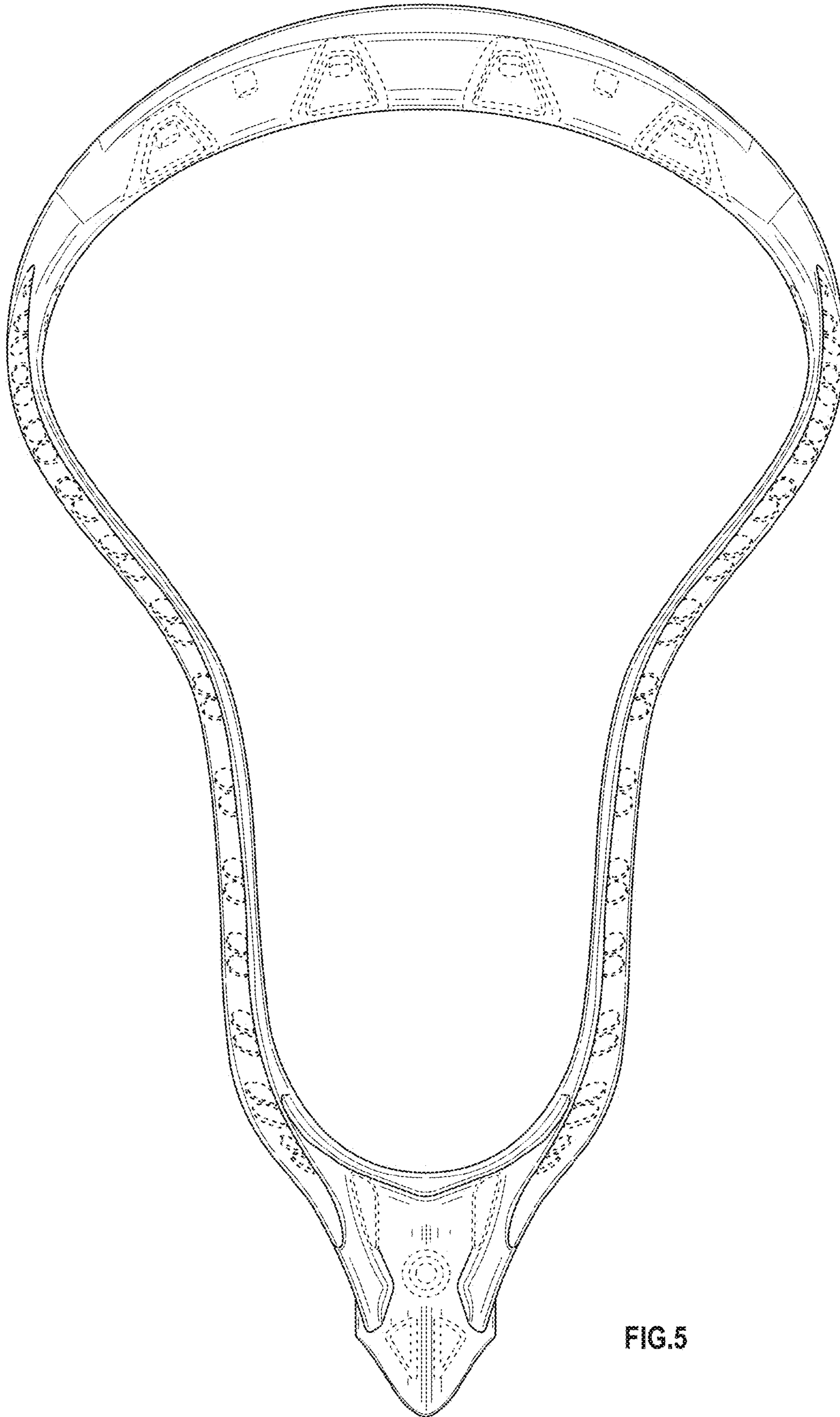


FIG.5



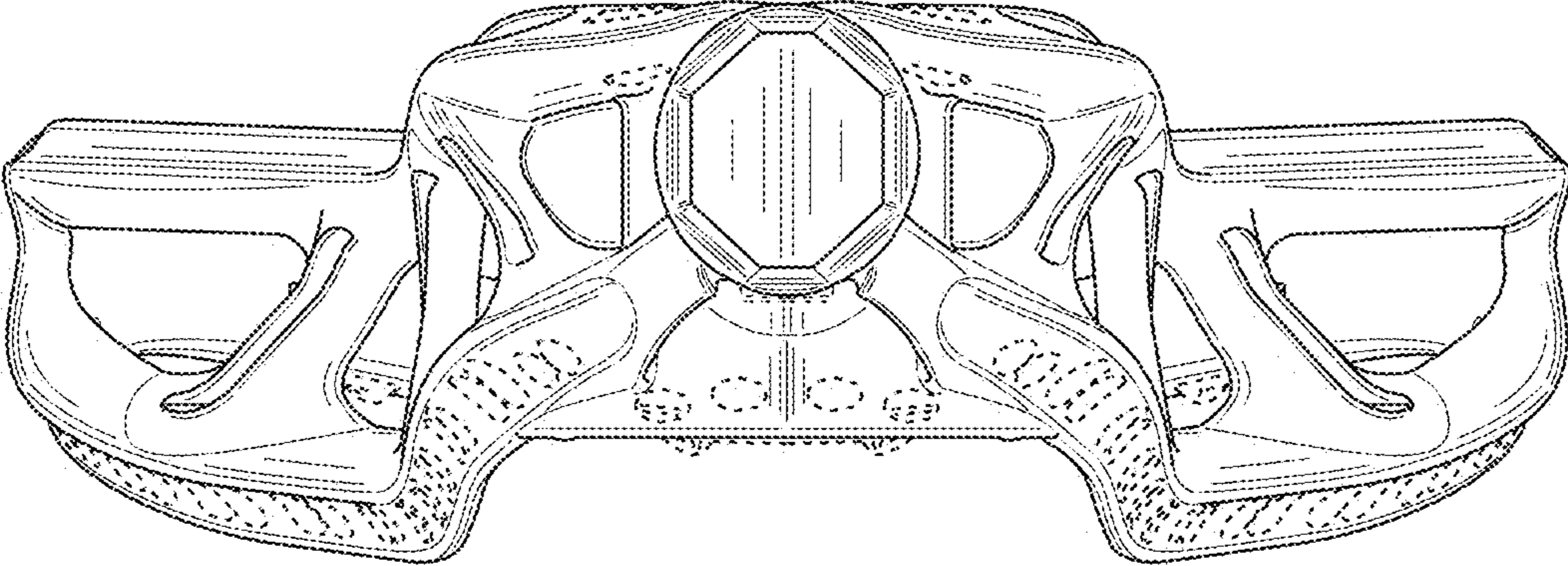


FIG. 6

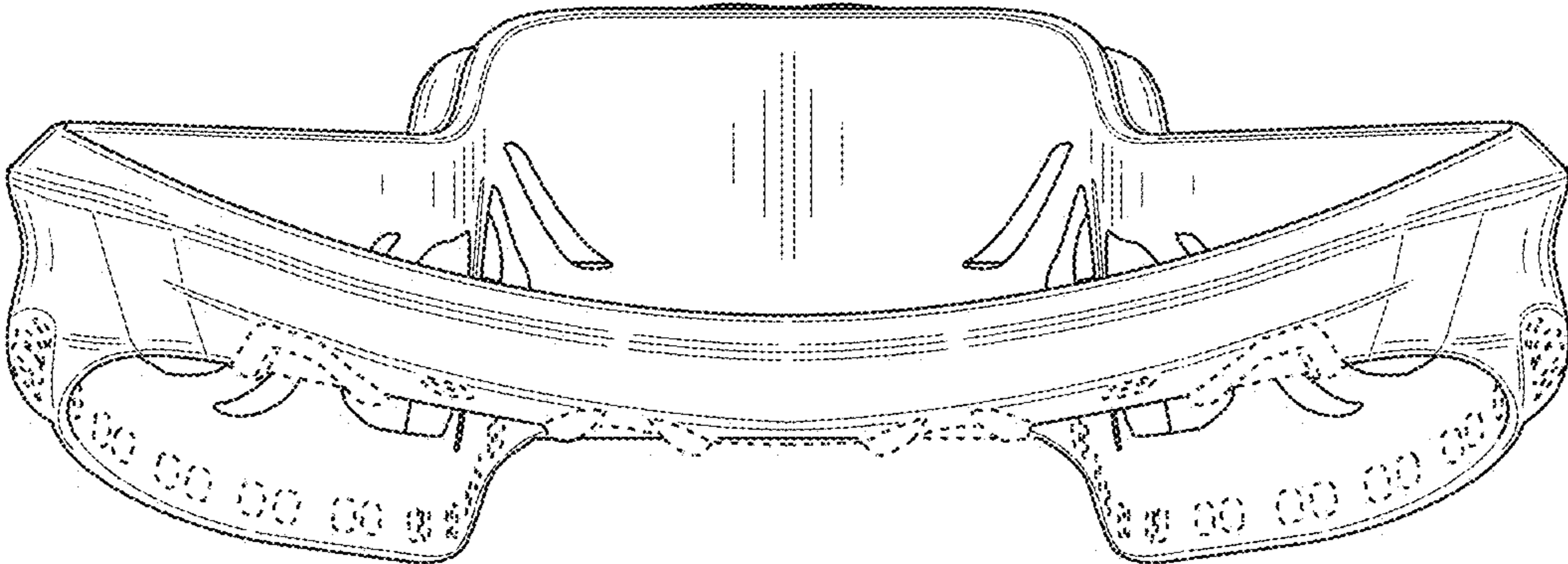


FIG. 7