



US00D716880S

(12) **United States Design Patent**
Côté et al.

(10) **Patent No.:** **US D716,880 S**
(45) **Date of Patent:** **** Nov. 4, 2014**

- (54) **CONSTRUCTION SET ELEMENT**
- (71) Applicant: **MEGA Brands Inc.**, Montreal (CA)
- (72) Inventors: **Geneviève Côté**, St-Constant (CA);
François Hamel, Montreal (CA)
- (73) Assignee: **MEGA Brands Inc.**, Montreal, Quebec (CA)
- (**) Term: **14 Years**
- (21) Appl. No.: **29/481,193**
- (22) Filed: **Feb. 3, 2014**
- (51) **LOC (10) Cl.** **21-01**
- (52) **U.S. Cl.**
USPC **D21/493**
- (58) **Field of Classification Search**
USPC D21/483, 484-505; D7/631; 446/85,
446/102-128; 47/47.01, 41.11, 41.12, 143,
47/146
See application file for complete search history.

D659,526 S 5/2012 Boucher-Gagne et al.
D659,527 S 5/2012 Boucher-Gagne et al.
8,205,885 B2 6/2012 Latour et al.

OTHER PUBLICATIONS

Web page printout from IKEA (<https://web.archive.org/web/20130221050250/http://www.ikea.com/gb/en/catalog/products/30235969>), RYMLIG napkin holder, Article No. 302.359.69, 1 page, published Feb. 21, 2013.

(Continued)

Primary Examiner — Cynthia M Chin
(74) *Attorney, Agent, or Firm* — Plumsea Law Group, LLC

(57) **CLAIM**
The ornamental design for a construction set element, as shown and described.

DESCRIPTION

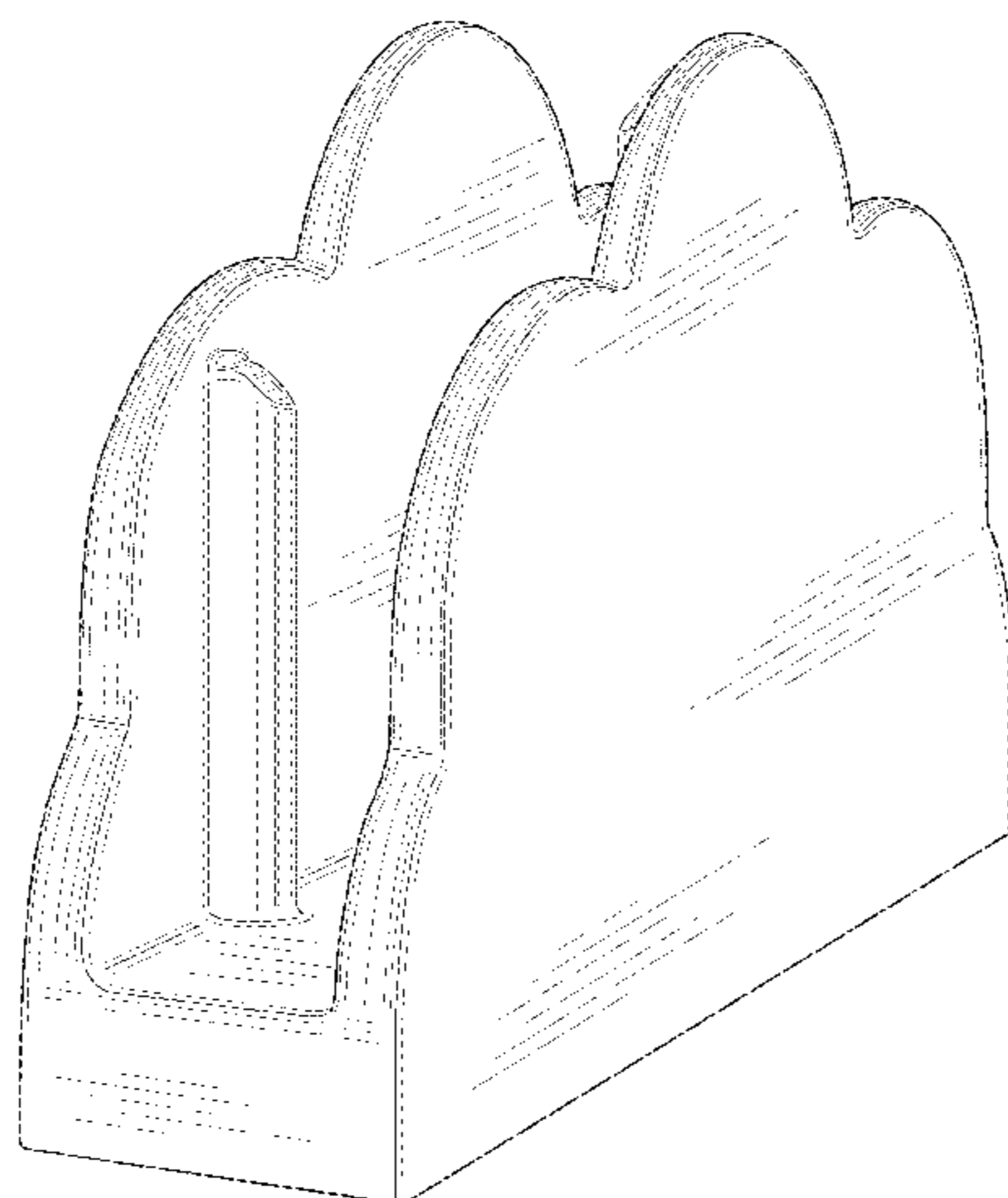
FIG. 1 is a top rear perspective view of a construction set element showing the new design;
 FIG. 2 is a top front perspective view of the construction set element of FIG. 1;
 FIG. 3 is a front side elevational view of the construction set element of FIG. 1;
 FIG. 4 is a rear side elevational view of the construction set element of FIG. 1;
 FIG. 5 is a right side elevational view of the construction set element of FIG. 1;
 FIG. 6 is a left side elevational view of the construction set element of FIG. 1;
 FIG. 7 is a top plan view of the construction set element of FIG. 1; and,
 FIG. 8 is a bottom plan view of the construction set element of FIG. 1.
 The broken lines and unshaded areas form no part of the claimed design.

1 Claim, 8 Drawing Sheets

(56) **References Cited**

U.S. PATENT DOCUMENTS

4,185,410	A	1/1980	Kristiansen	
D311,224	S *	10/1990	Olsen	D21/503
D311,938	S *	11/1990	Andersen	D21/503
D314,405	S *	2/1991	Pedersen et al.	D21/503
D362,694	S *	9/1995	Sorensen	D21/503
D363,095	S *	10/1995	Voldmester	D21/503
D476,043	S *	6/2003	Manville	D21/484
D651,072	S	12/2011	Boucher-Gagne et al.	
D657,662	S	4/2012	Boucher-Gagne et al.	
D657,663	S	4/2012	Boucher-Gagne et al.	
D657,664	S	4/2012	Boucher-Gagne et al.	
D658,048	S	4/2012	Boucher-Gagne et al.	
D658,049	S	4/2012	Boucher-Gagne et al.	
D658,050	S	4/2012	Boucher-Gagne et al.	
D658,051	S	4/2012	Boucher-Gagne et al.	
D658,052	S	4/2012	Boucher-Gagne et al.	
D659,525	S	5/2012	Boucher-Gagne et al.	



(56)

References Cited

OTHER PUBLICATIONS

Web page printout from WAREHOUSE 23 (<https://web.archive.org/web/20070620203118/http://www.warehouse23.com/item.html?id=SJG5104D>), Cardboard Heroes Bases, Stock No. SJG5104D, 2 pages, published Jun. 20, 2007.

Web page printout from BLANKDICE (https://web.archive.org/web/20120602021434/http://www.blankdice.co.uk/Board_game_accessories/23), Board Game Accessories, 2 pages, published Jun. 2, 2012.

* cited by examiner

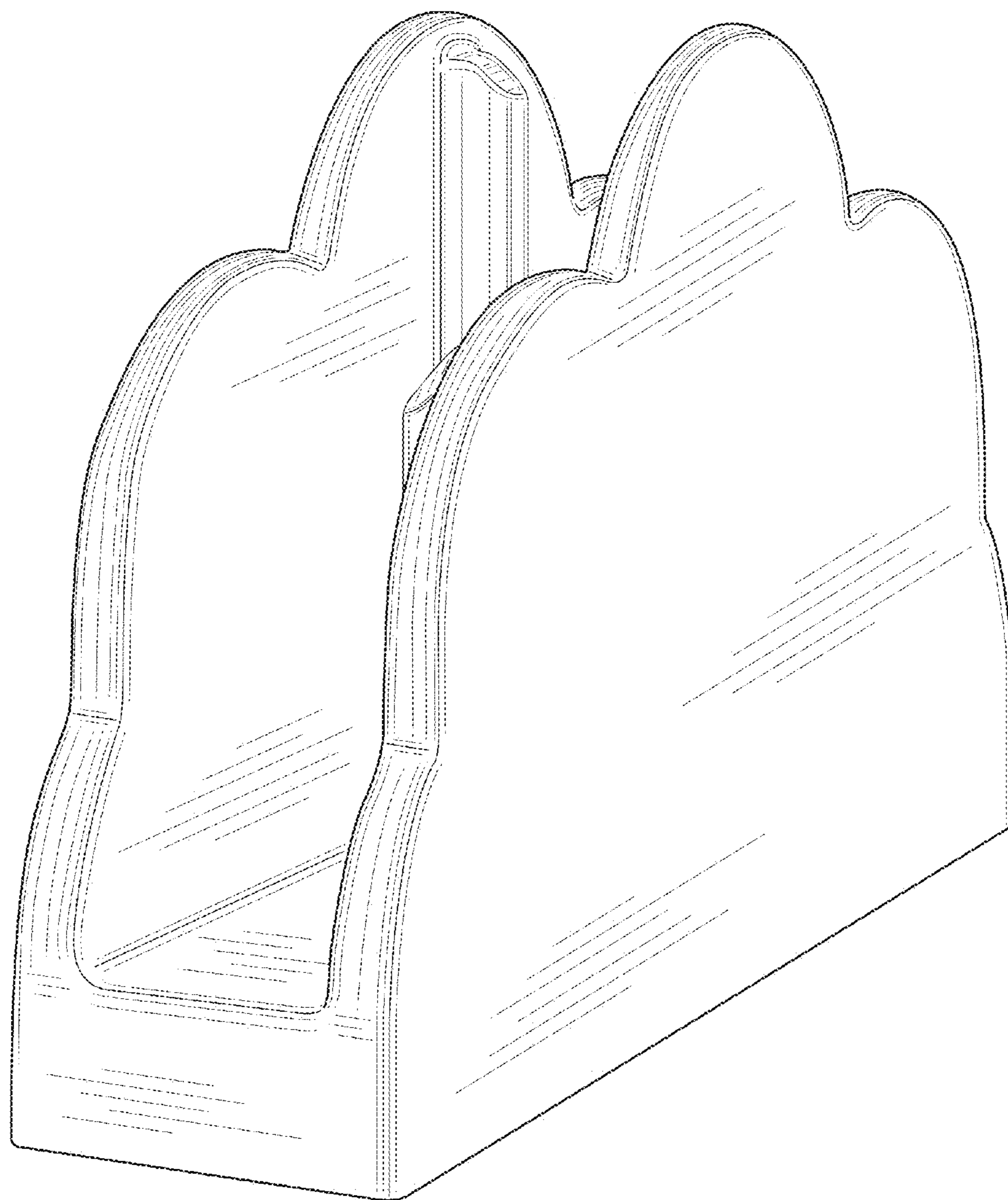


FIG. 1




FIG. 2

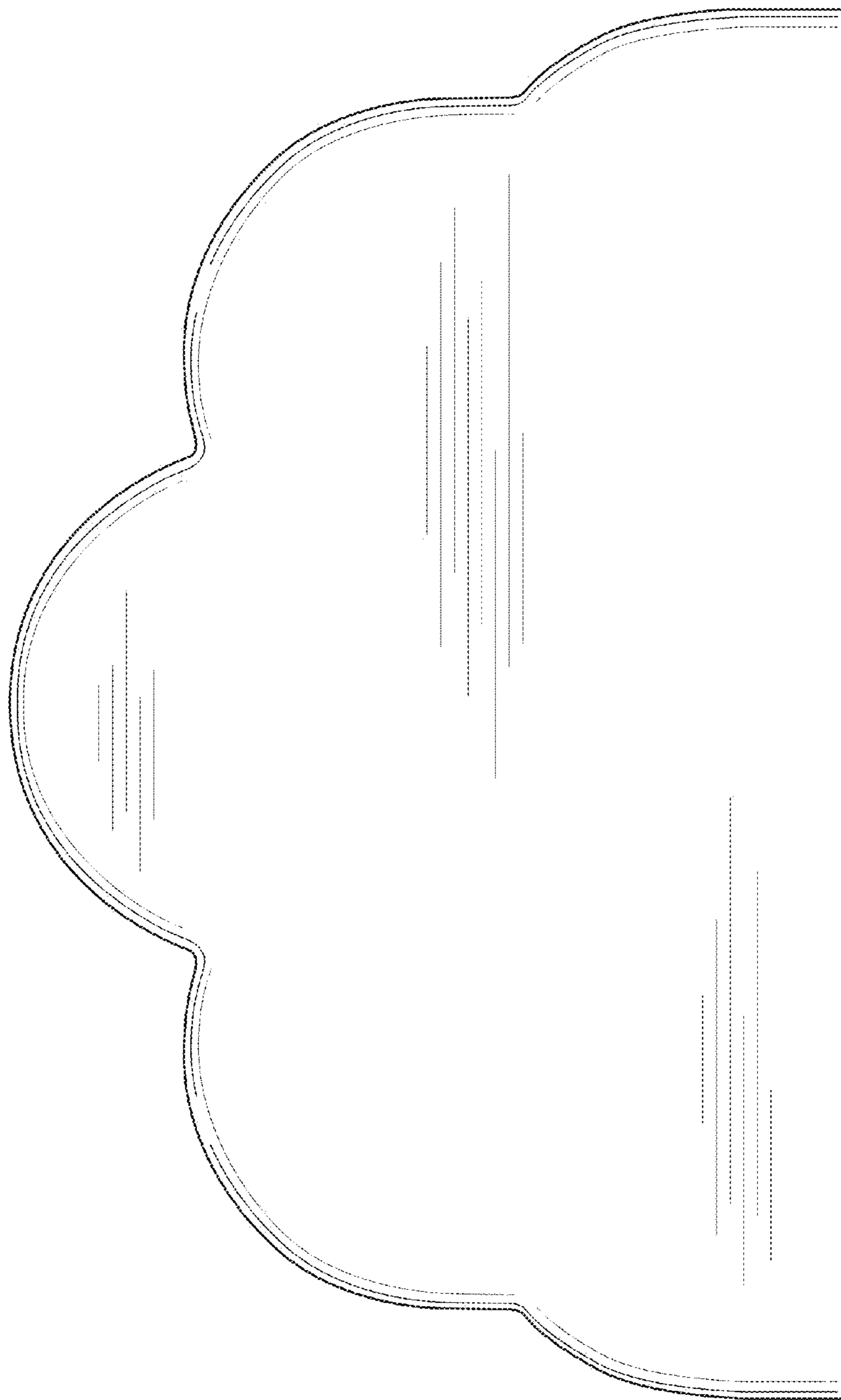


FIG. 3




FIG. 4

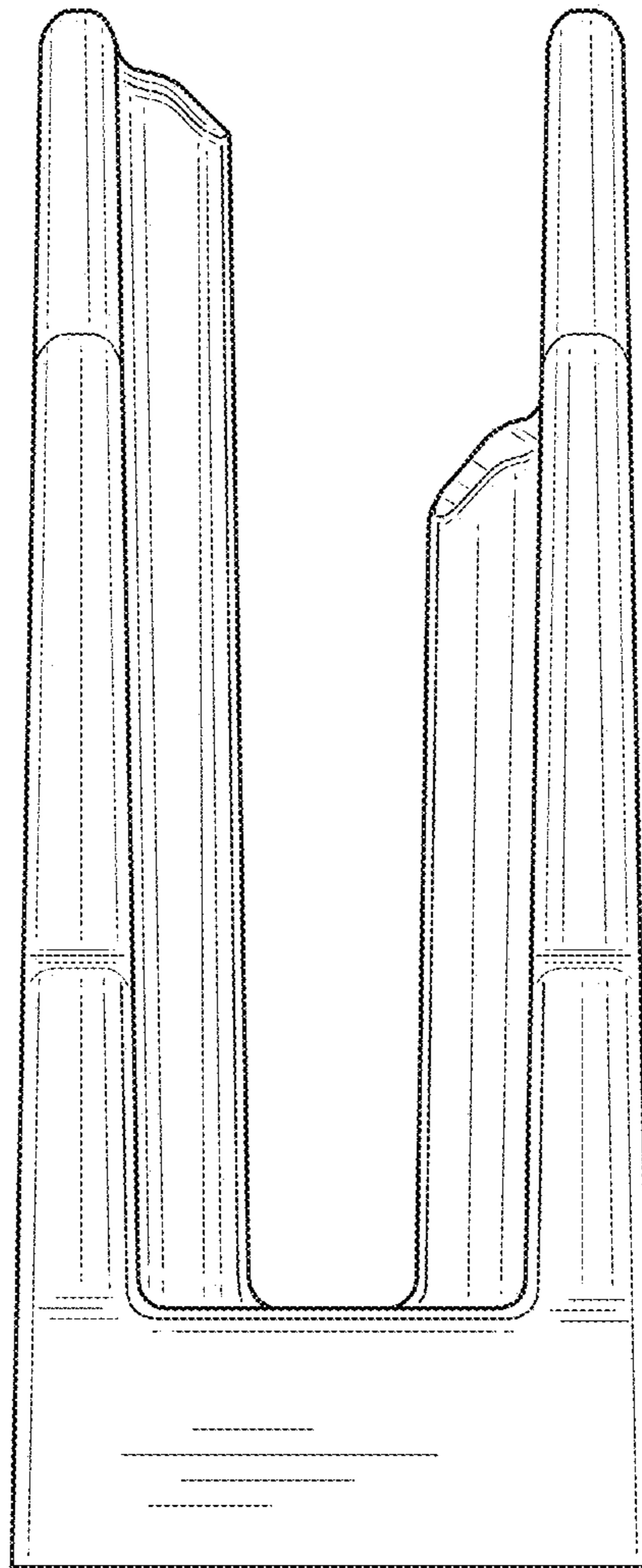


FIG. 5

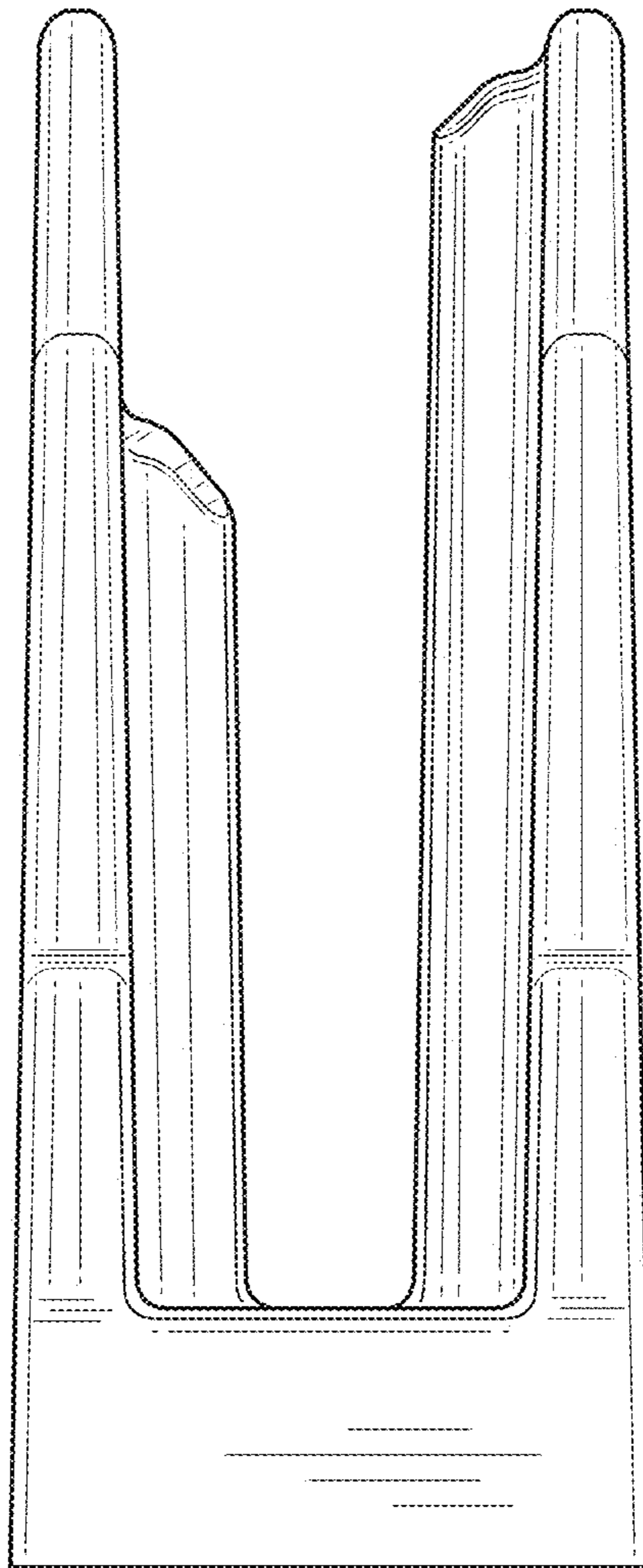


FIG. 6

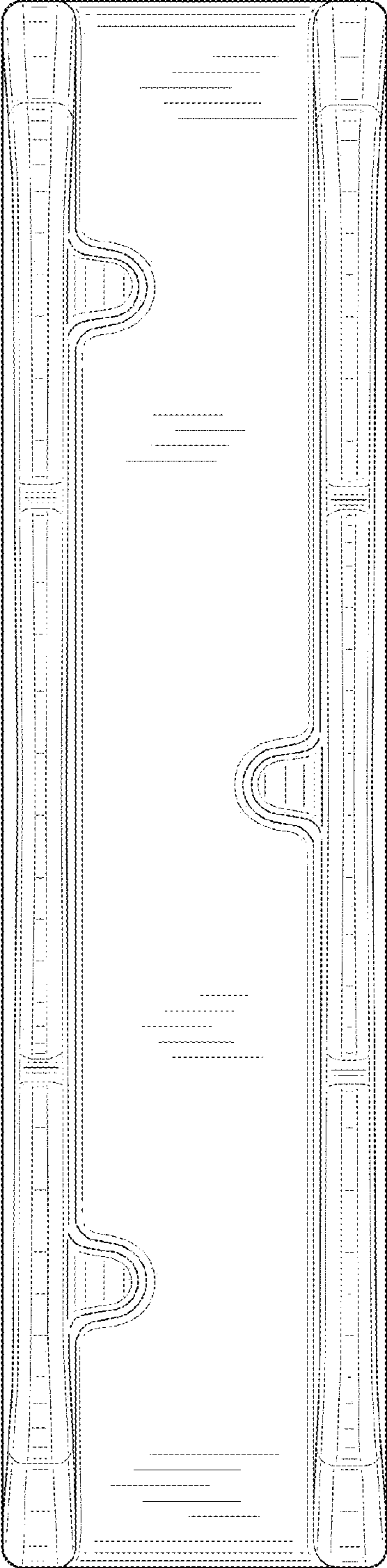


FIG. 7

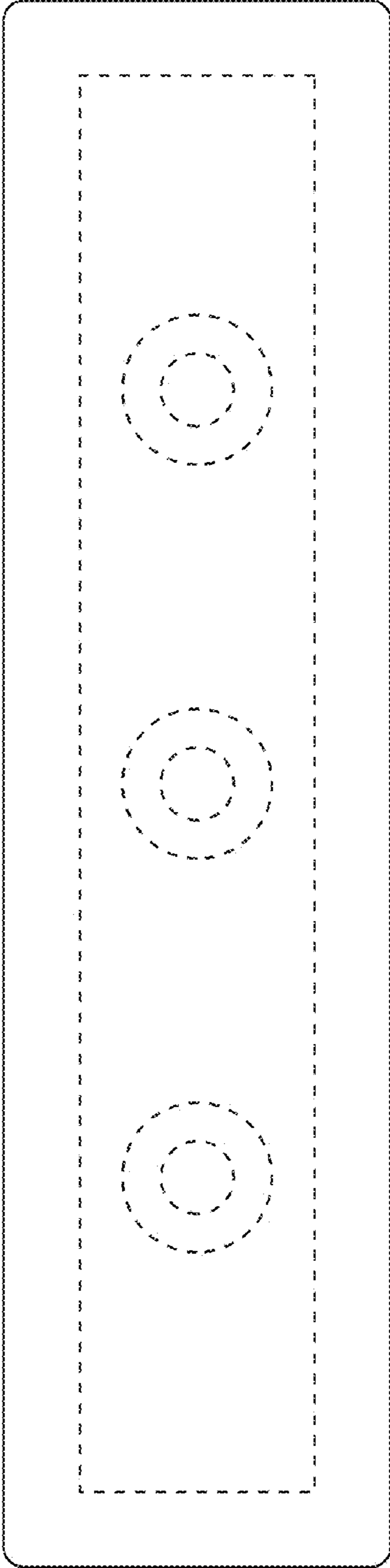


FIG. 8