



US00D716865S

(12) **United States Design Patent**
Flaxman

(10) **Patent No.:** **US D716,865 S**

(45) **Date of Patent:** **** Nov. 4, 2014**

(54) **EYEWEAR**

(71) Applicant: **Timothy P. Flaxman**, Norfolk (GB)

(72) Inventor: **Timothy P. Flaxman**, Norfolk (GB)

(**) Term: **14 Years**

(21) Appl. No.: **29/482,179**

(22) Filed: **Feb. 14, 2014**

(51) **LOC (10) Cl.** **16-06**

(52) **U.S. Cl.**
USPC **D16/321**; D16/335; D16/329

(58) **Field of Classification Search**
CPC G02C 2200/08; G02C 1/06
USPC D16/101, 300–342, 900; D29/109–110;
351/41, 44, 51–52, 62, 158, 92,
351/103–123, 140–153, 63, 59, 45–46;
2/426–432, 447–449, 441, 434–437,
2/13, 15; D21/483, 659–661; D14/372

See application file for complete search history.

(56) **References Cited**

U.S. PATENT DOCUMENTS

D586,382 S *	2/2009	Khubani	D16/326
D601,615 S *	10/2009	Mage	D16/326
D637,644 S *	5/2011	Gonzalez	D16/326
D685,840 S *	7/2013	Della Valle et al.	D16/321
D689,918 S *	9/2013	Lee et al.	D16/321

* cited by examiner

Primary Examiner — Raphael Barkai

(74) *Attorney, Agent, or Firm* — Thorpe North & Western LLP

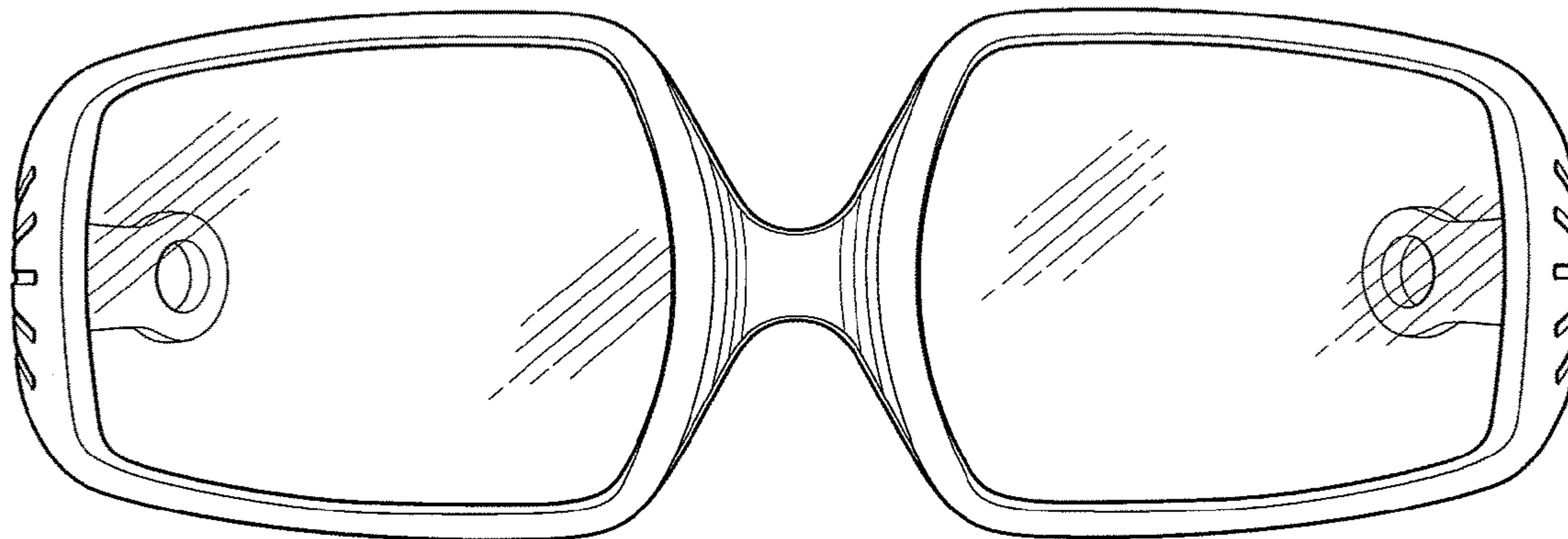
(57) **CLAIM**

The ornamental design for the eyewear, as shown.

DESCRIPTION

FIG. 1 is a front view of the eyewear in accordance with an embodiment of my invention;
FIG. 2 is a rear view of the embodiment of FIG. 1;
FIG. 3 is a left side view of the embodiment of FIG. 1, the right side view being a mirror image thereof;
FIG. 4 is a bottom view of the embodiment of FIG. 1, the top side view being a mirror image thereof; and,
FIG. 5 is a perspective view of the embodiment of FIG. 1.

1 Claim, 5 Drawing Sheets



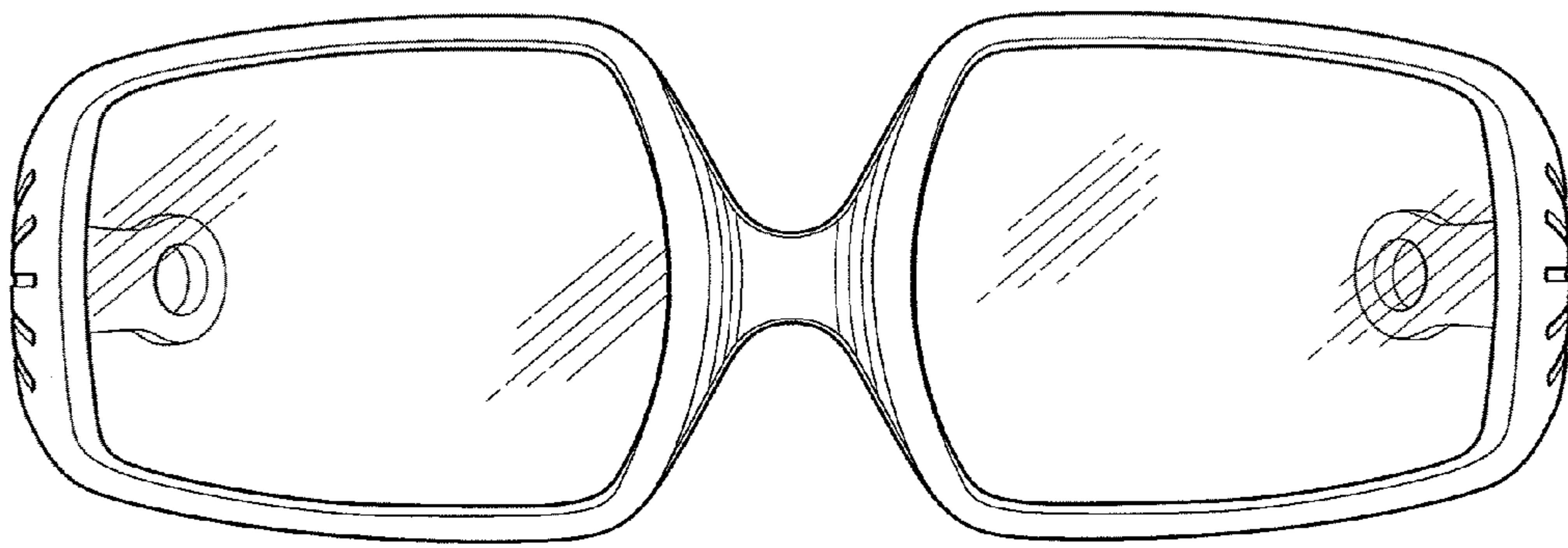


Fig. 1

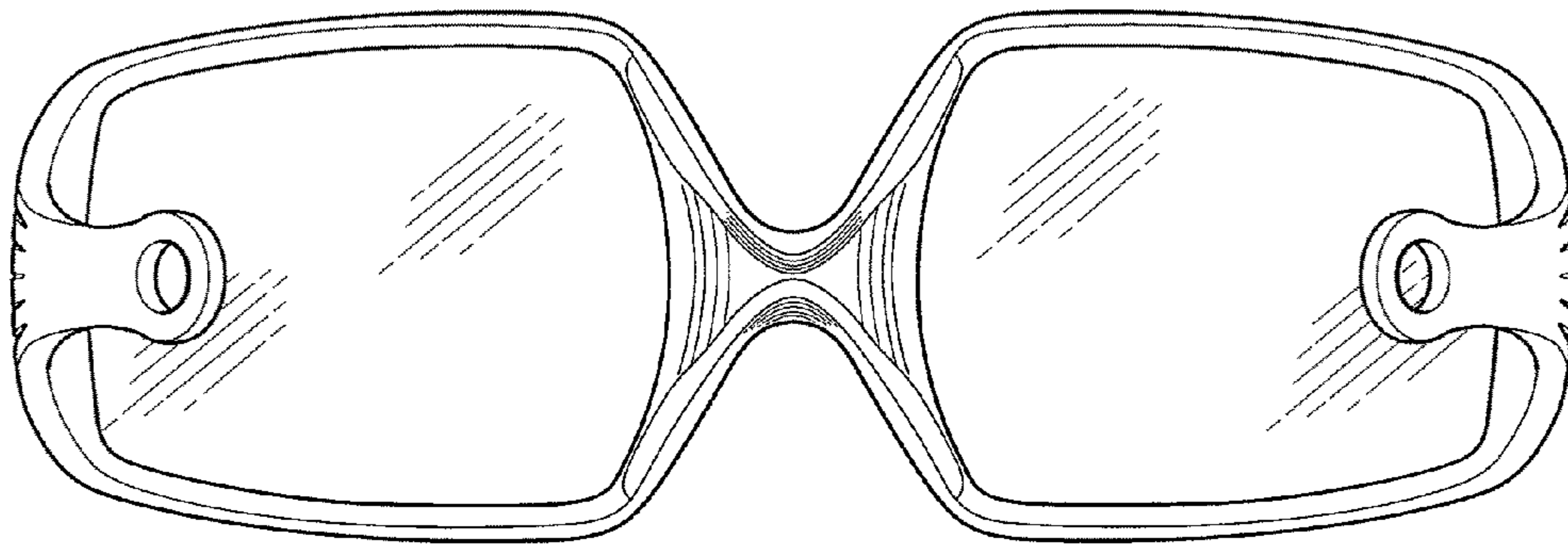


Fig. 2

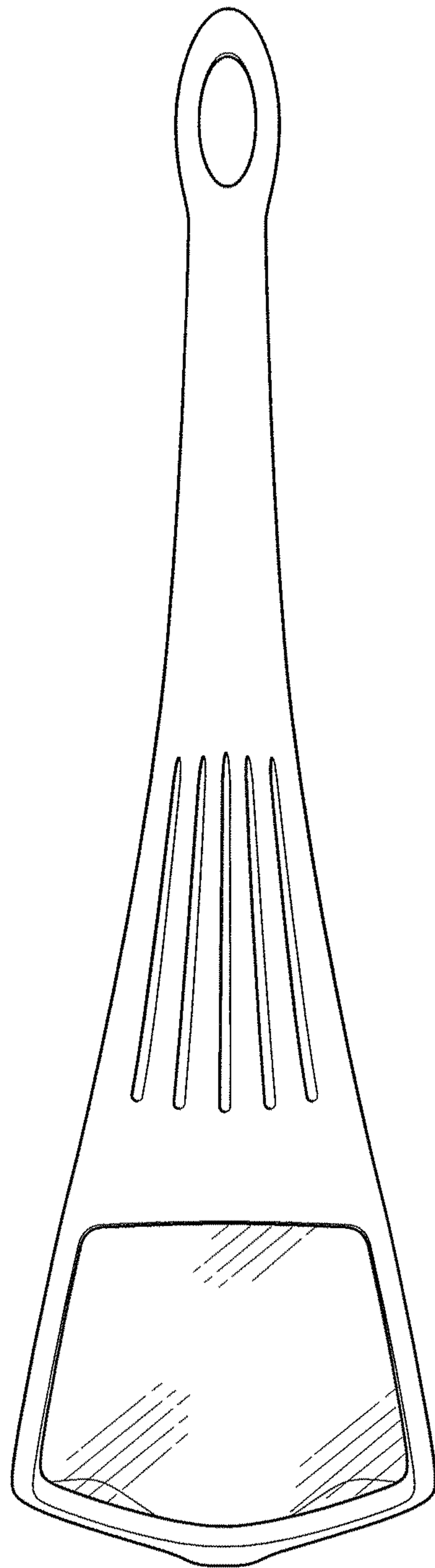


Fig. 3

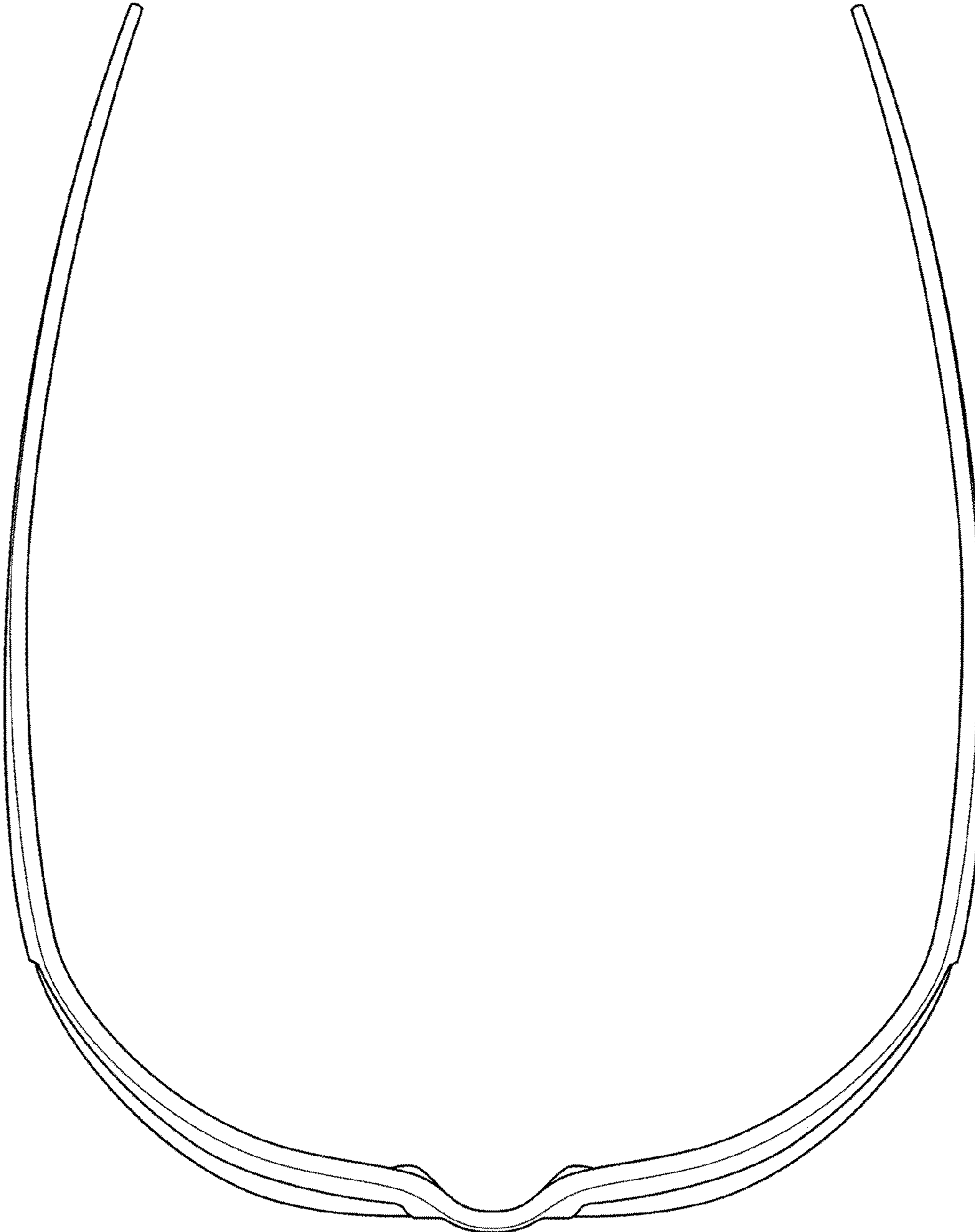


Fig. 4




Fig. 5