



US00D716856S

(12) **United States Design Patent**
Brandstetter

(10) **Patent No.:** **US D716,856 S**

(45) **Date of Patent:** **** Nov. 4, 2014**

(54) **BACKING PLATE FOR ABRASIVE FLAP WHEELS**

(75) Inventor: **Josef Brandstetter**, Rottenburg (DE)

(73) Assignee: **JOBRA Metall GmbH**, Rottenburg (DE)

(**) Term: **14 Years**

(21) Appl. No.: **29/428,456**

(22) Filed: **Jul. 31, 2012**

(51) **LOC (10) Cl.** **15-09**

(52) **U.S. Cl.**
USPC **D15/126**

(58) **Field of Classification Search**
USPC D8/70, 71, 90, 98; D15/124, 126, 138, D15/139; 30/307, 346, 247, 355, 388, 389, 30/390; 51/296; 83/478, 589, 663, 665, 83/676, 821, 835, 839, 848, 852, 854, 83/855; 125/15, 18, 230, 231; 451/41, 47, 451/56, 259, 324, 359, 420, 443, 490, 510, 451/523, 533, 540, 541, 542, 544, 545, 547, 451/548-551

See application file for complete search history.

(56) **References Cited**

U.S. PATENT DOCUMENTS

6,582,289	B1 *	6/2003	Eisenberg	451/548
D498,486	S *	11/2004	Eisenblaetter	D15/126
7,004,829	B2 *	2/2006	Keuler	451/466
D582,445	S *	12/2008	Yanase	D15/126
D657,404	S *	4/2012	Brandstetter	D15/126
8,430,725	B2 *	4/2013	Pajovic	451/508
2002/0037694	A1 *	3/2002	Katsuyama et al.	451/526

* cited by examiner

Primary Examiner — Patricia Palasik

(74) *Attorney, Agent, or Firm* — Cozen O'Connor

(57) **CLAIM**

The ornamental design for a backing plate for an abrasive flap wheel, as shown and described.

DESCRIPTION

FIG. 1 is a front perspective view of an ornamental design for a backing plate for an abrasive flap wheel showing my new design;

FIG. 2 is a top plan view; and,

FIG. 3 is a cross section.

The back side of the plate is not part of the claimed design.

1 Claim, 1 Drawing Sheet

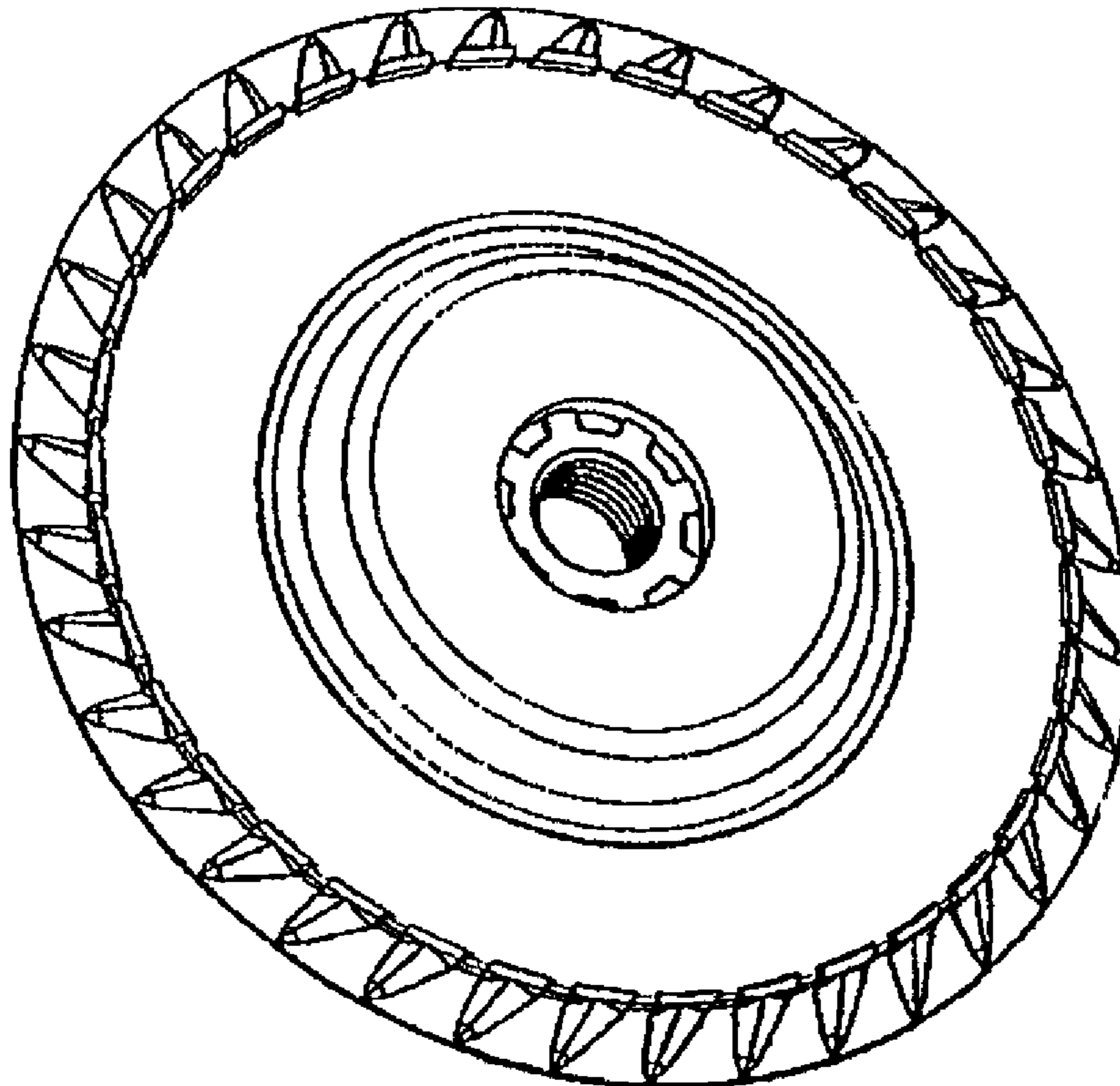


Fig. 4

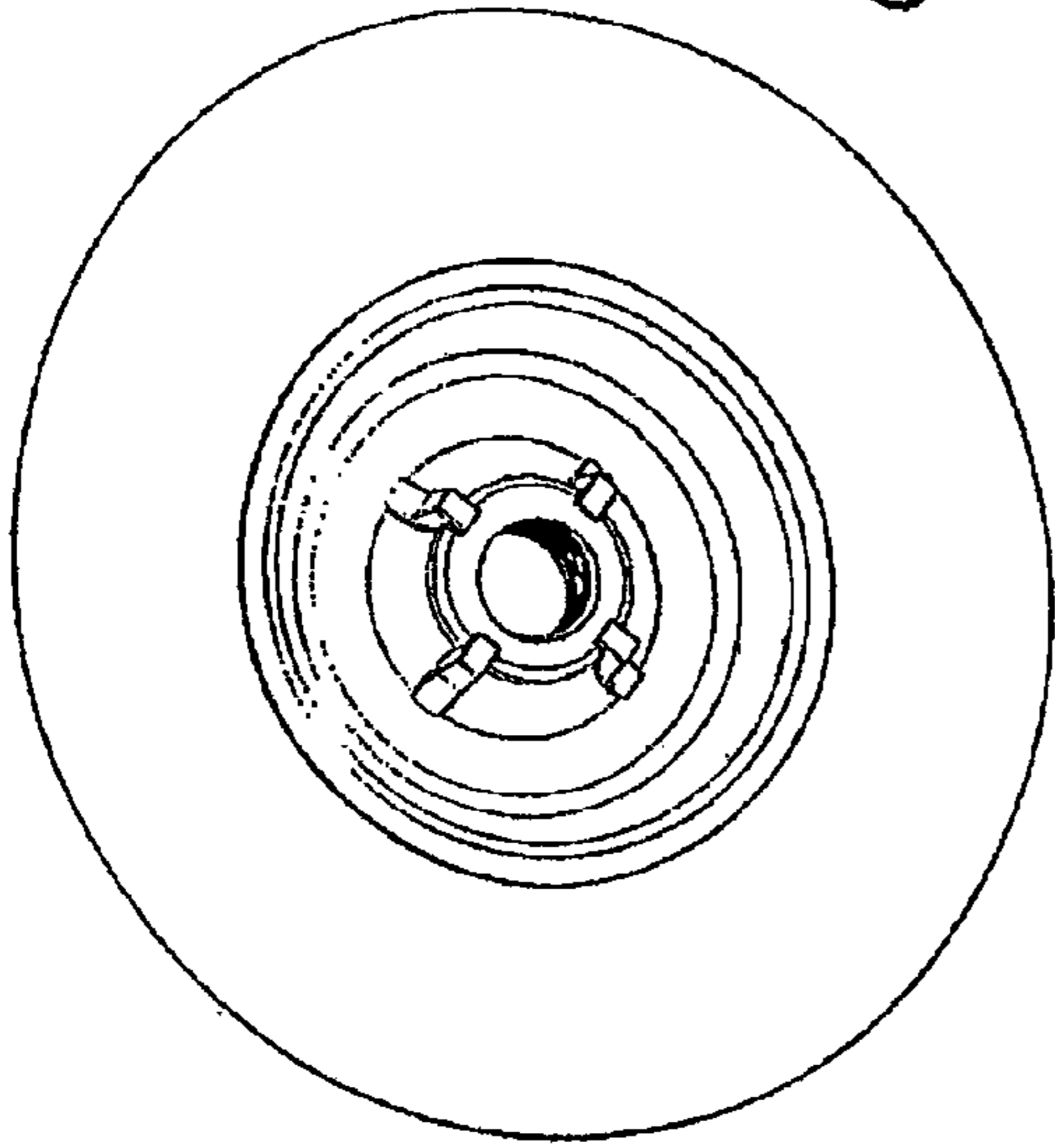


Fig. 3

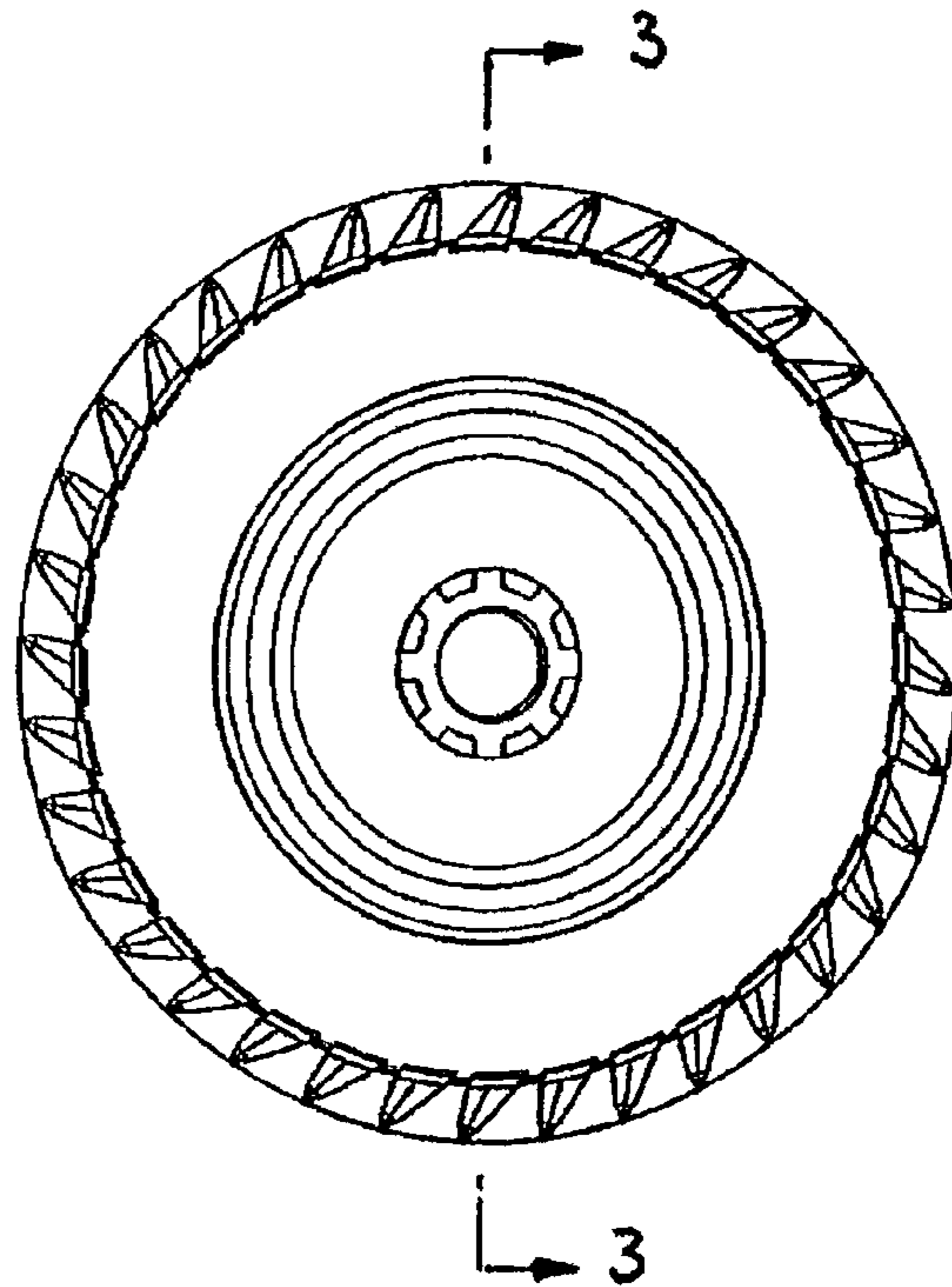
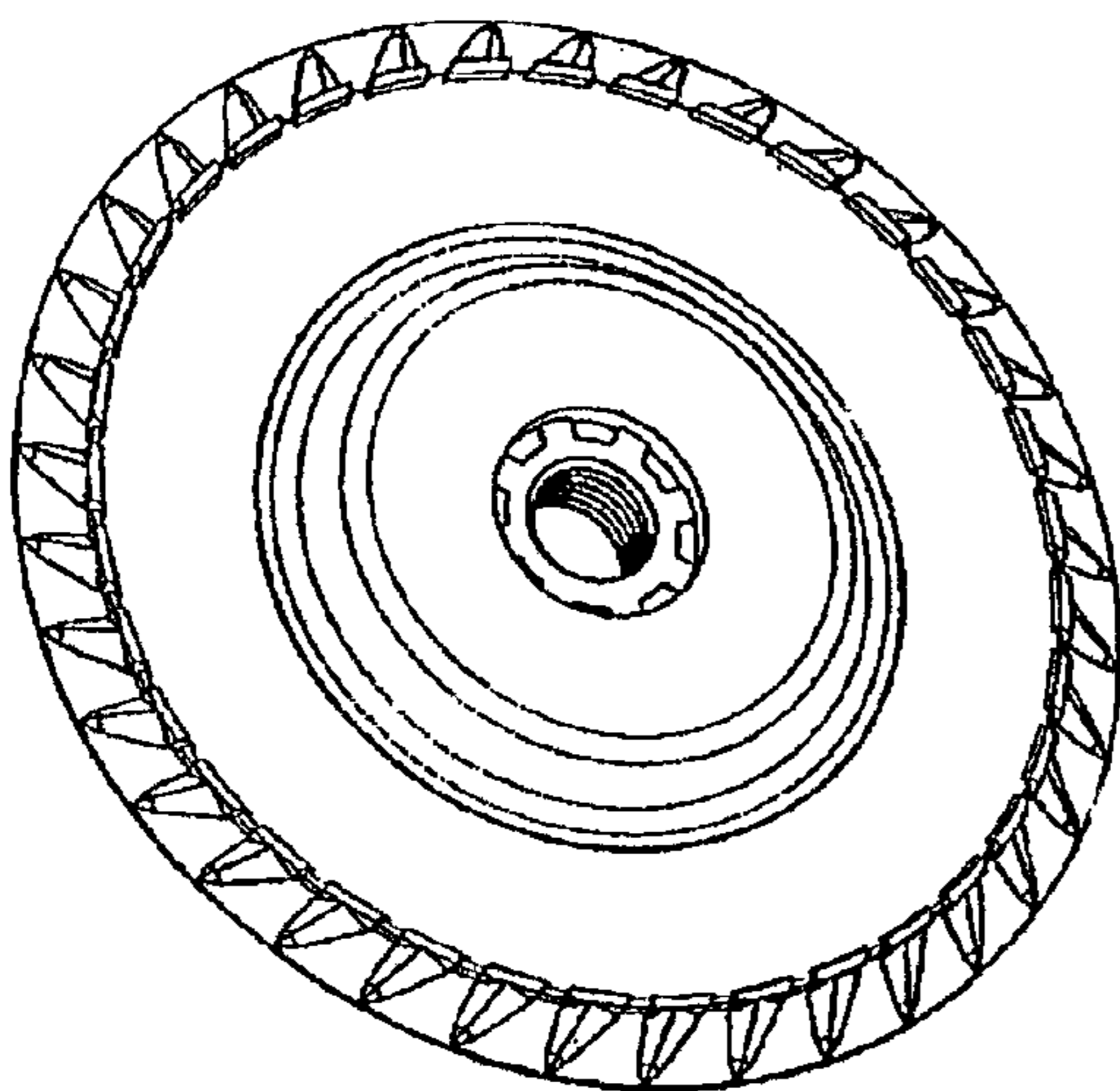
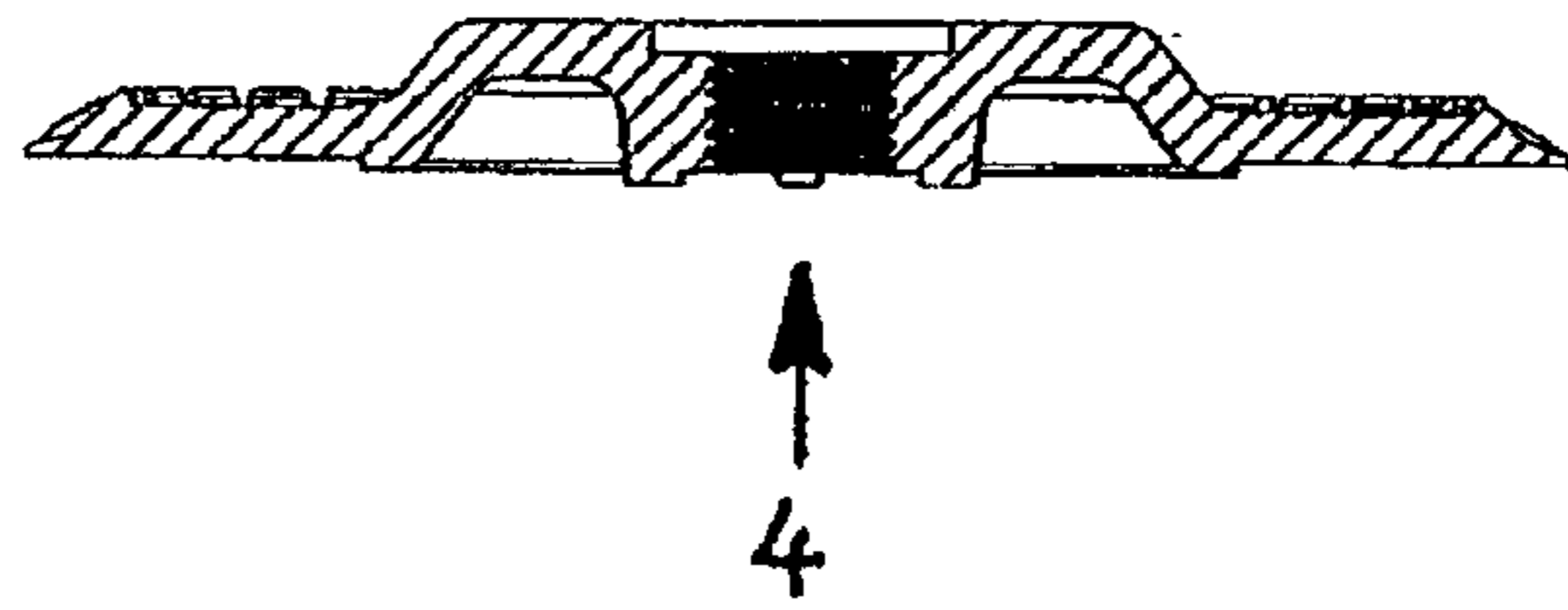


Fig. 1

Fig. 2