



US00D716846S

(12) **United States Design Patent**
Carter et al.

(10) **Patent No.:** **US D716,846 S**

(45) **Date of Patent:** **** Nov. 4, 2014**

(54) **TRACTOR HOOD**

(56) **References Cited**

(71) Applicant: **J.C. Bamford Excavators Limited**,
Uttoxeter (GB)

(72) Inventors: **Robin Carter**, Uttoxeter (GB); **Rodney Hitch**,
Uttoxeter (GB); **Stewart Dicks**, Uttoxeter (GB); **Paul Thurman**,
Uttoxeter (GB); **Michael Turner**, Uttoxeter (GB); **Samuel Jilbert**,
Uttoxeter (GB); **Thomas Underhill**, Uttoxeter (GB)

(73) Assignee: **J.C. Bamford Excavators Limited**,
Rocester, Uttoxeter, Staffordshire (GB)

U.S. PATENT DOCUMENTS

D413,905	S	*	9/1999	Schmidt et al.	D15/31
D451,106	S	*	11/2001	Crookes et al.	D15/31
D458,944	S	*	6/2002	Crookes et al.	D15/31
D495,344	S	*	8/2004	Farlow et al.	D15/31
D495,345	S	*	8/2004	Farlow et al.	D15/31
D512,079	S	*	11/2005	Farlow et al.	D15/31
D512,445	S	*	12/2005	Farlow et al.	D15/31
D591,777	S	*	5/2009	Kokitkar et al.	D15/31
D620,503	S	*	7/2010	Krogh et al.	D15/31
D620,955	S	*	8/2010	Krogh et al.	D15/31
D631,489	S	*	1/2011	Booth et al.	D15/31
D632,312	S	*	2/2011	Booth et al.	D15/31
D661,323	S	*	6/2012	Krogh et al.	D15/31
D682,323	S	*	5/2013	Ryan et al.	D15/31
2012/0261202	A1	*	10/2012	Bering et al.	180/68.1

(**) Term: **14 Years**

* cited by examiner

(21) Appl. No.: **29/481,022**

Primary Examiner — Mark Goodwin

(22) Filed: **Jan. 31, 2014**

(74) *Attorney, Agent, or Firm* — Marshall, Gerstein & Borun LLP

(30) **Foreign Application Priority Data**

(57) **CLAIM**

Nov. 8, 2013 (EM) 002341339

The ornamental design for a tractor hood, as shown and described.

(51) **LOC (10) Cl.** **15-03**

DESCRIPTION

(52) **U.S. Cl.**
USPC **D15/31**

FIG. 1 is a right-side elevation view of a tractor hood showing the new design.

(58) **Field of Classification Search**
USPC D15/10, 11, 13-17, 28, 22-26, 31;
D12/173; 56/13.3, 13.4, 15.8, 15.9,
56/320.1; 180/89.1, 89.12, 900, 69.2,
180/68.1, 69.1

FIG. 2 is a left-side elevation view of the tractor hood.

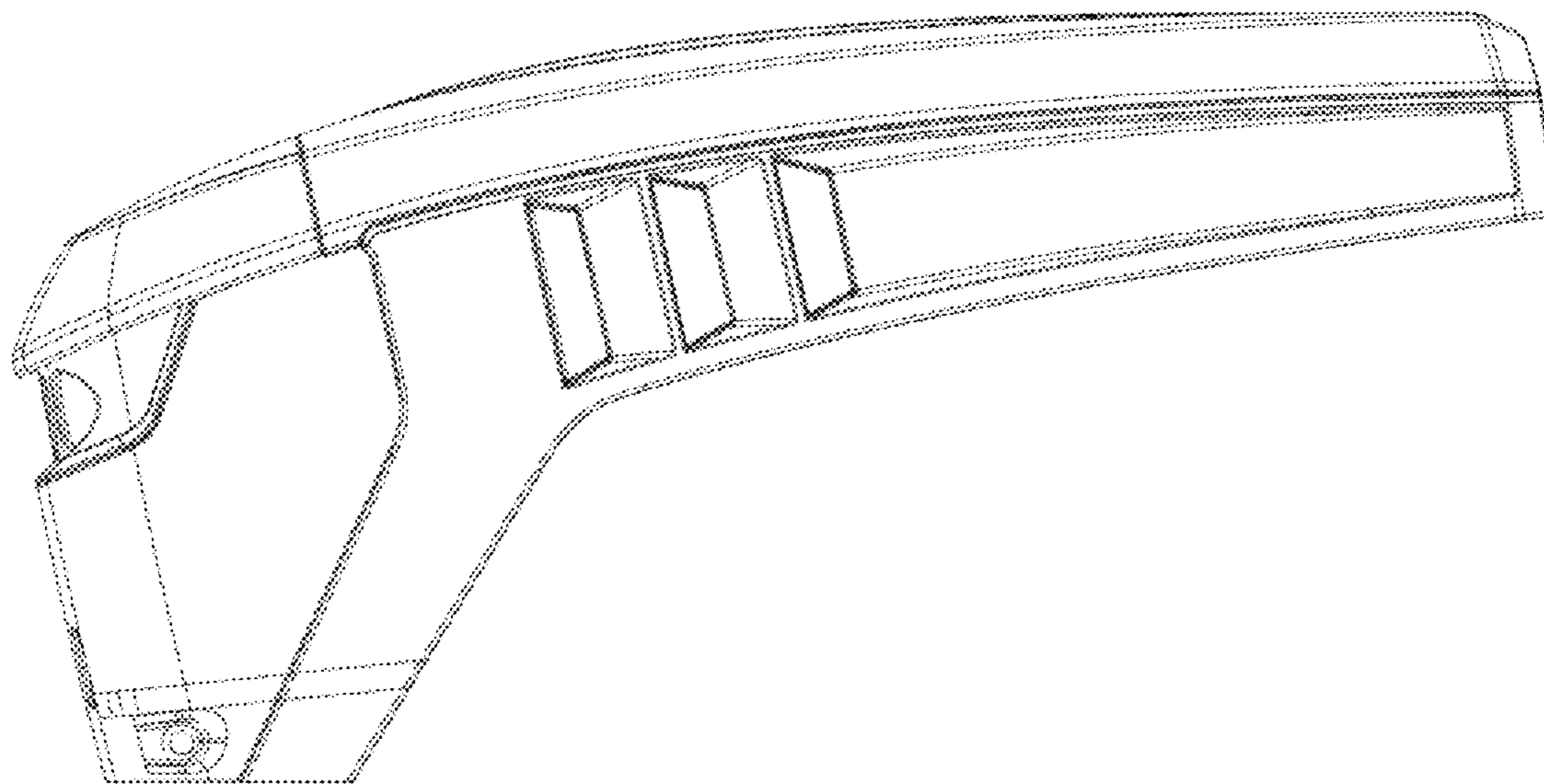
FIG. 3 is a top plan view.

FIG. 4 is a front elevation view; and,

FIG. 5 is a right-side, top, and front isometric view.

See application file for complete search history.

1 Claim, 3 Drawing Sheets



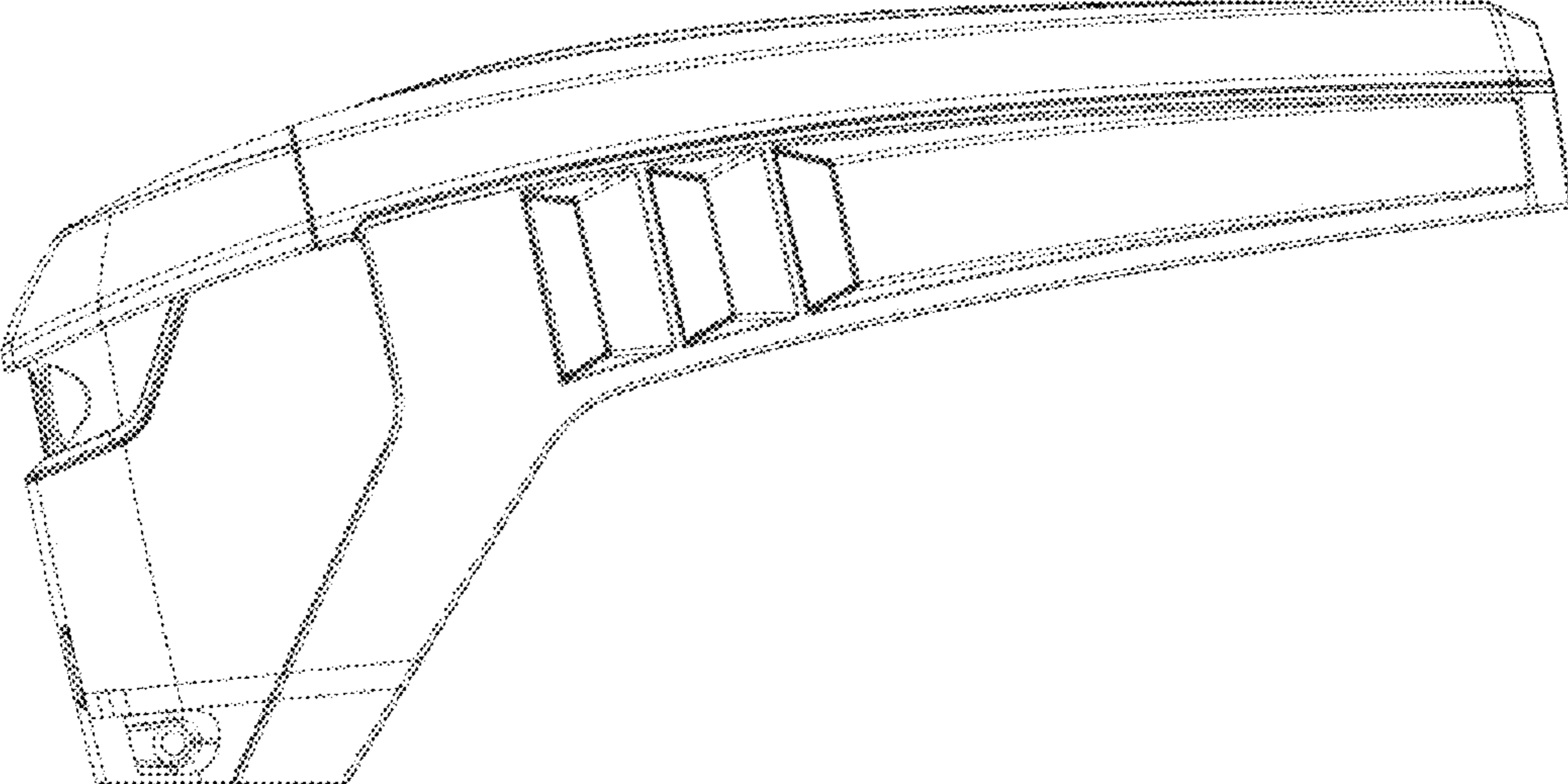


Fig. 1

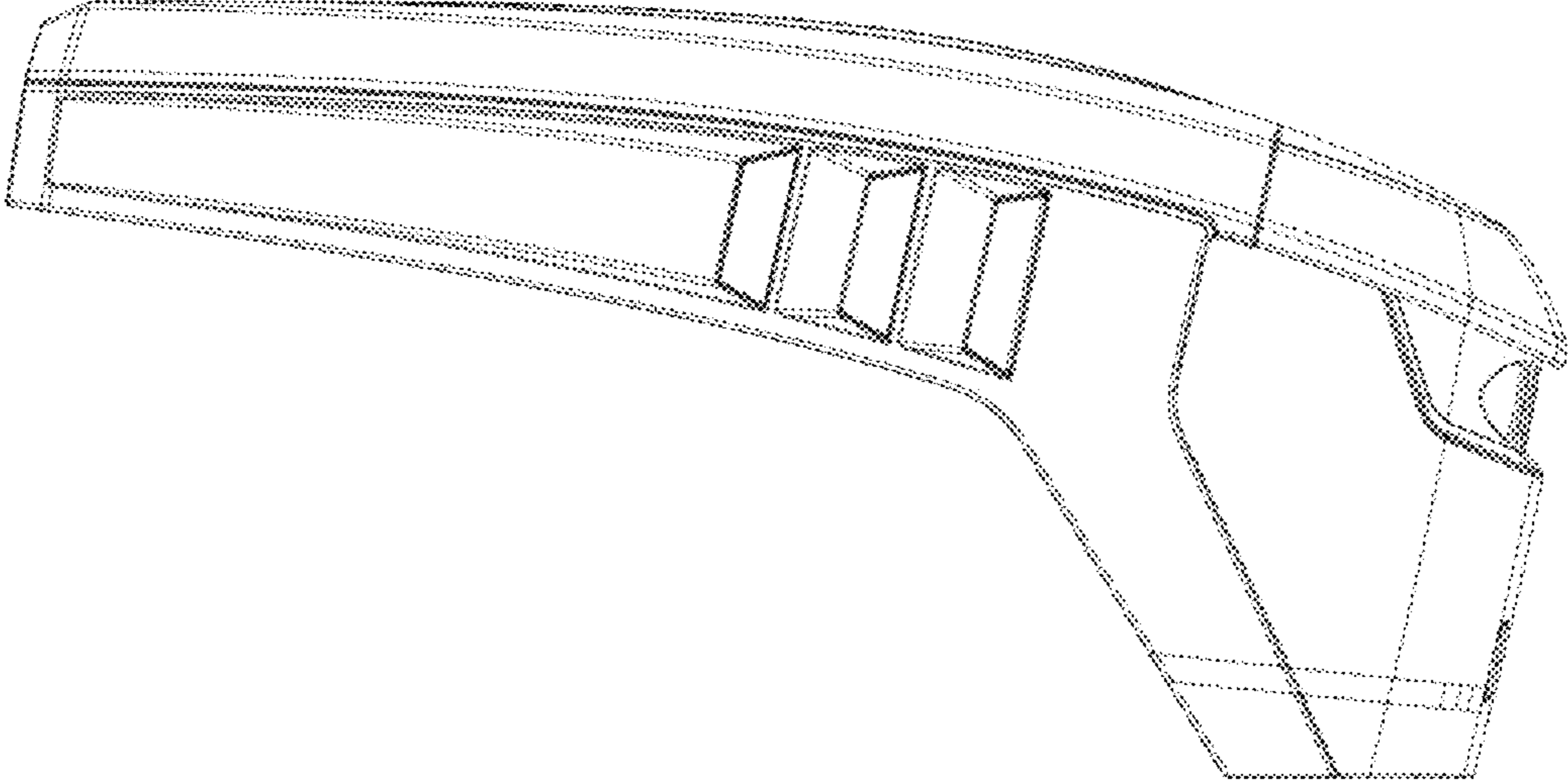


Fig. 2

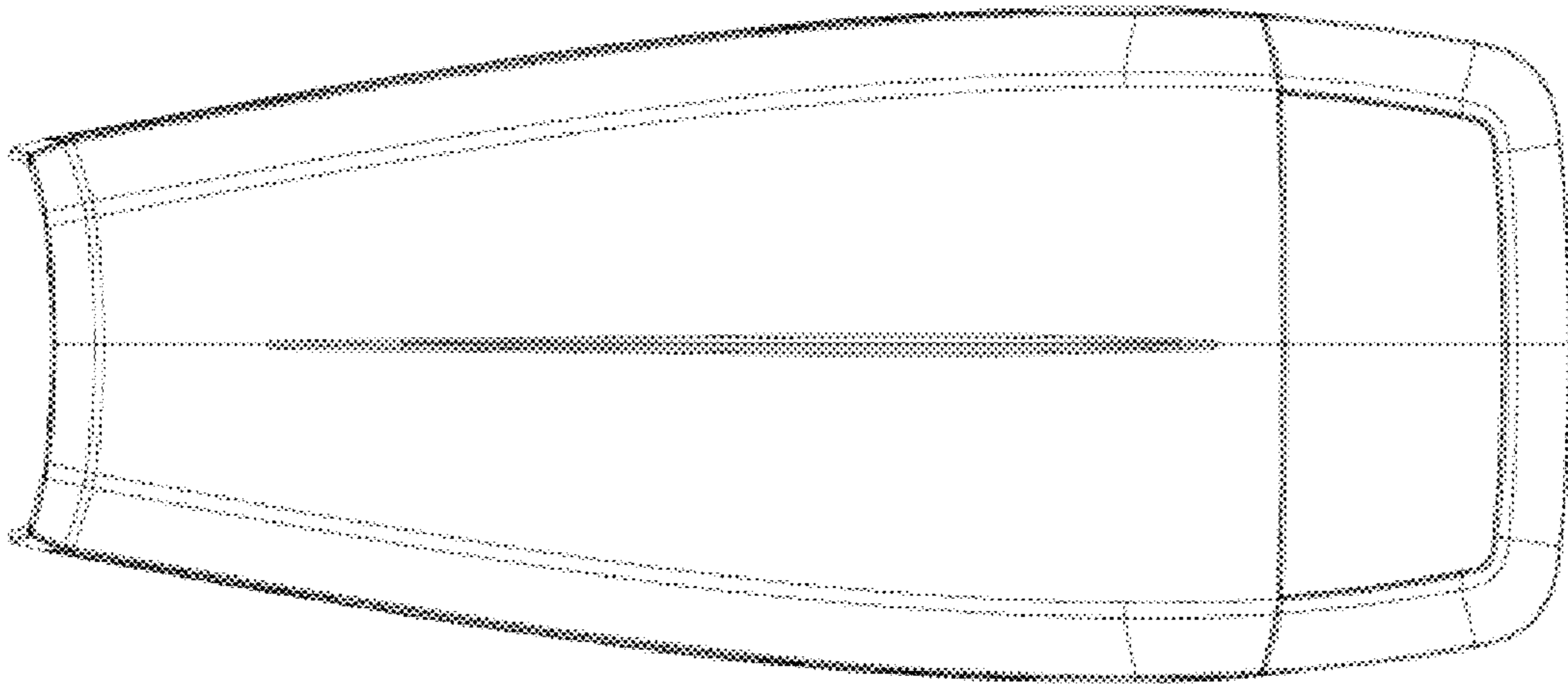


Fig. 3

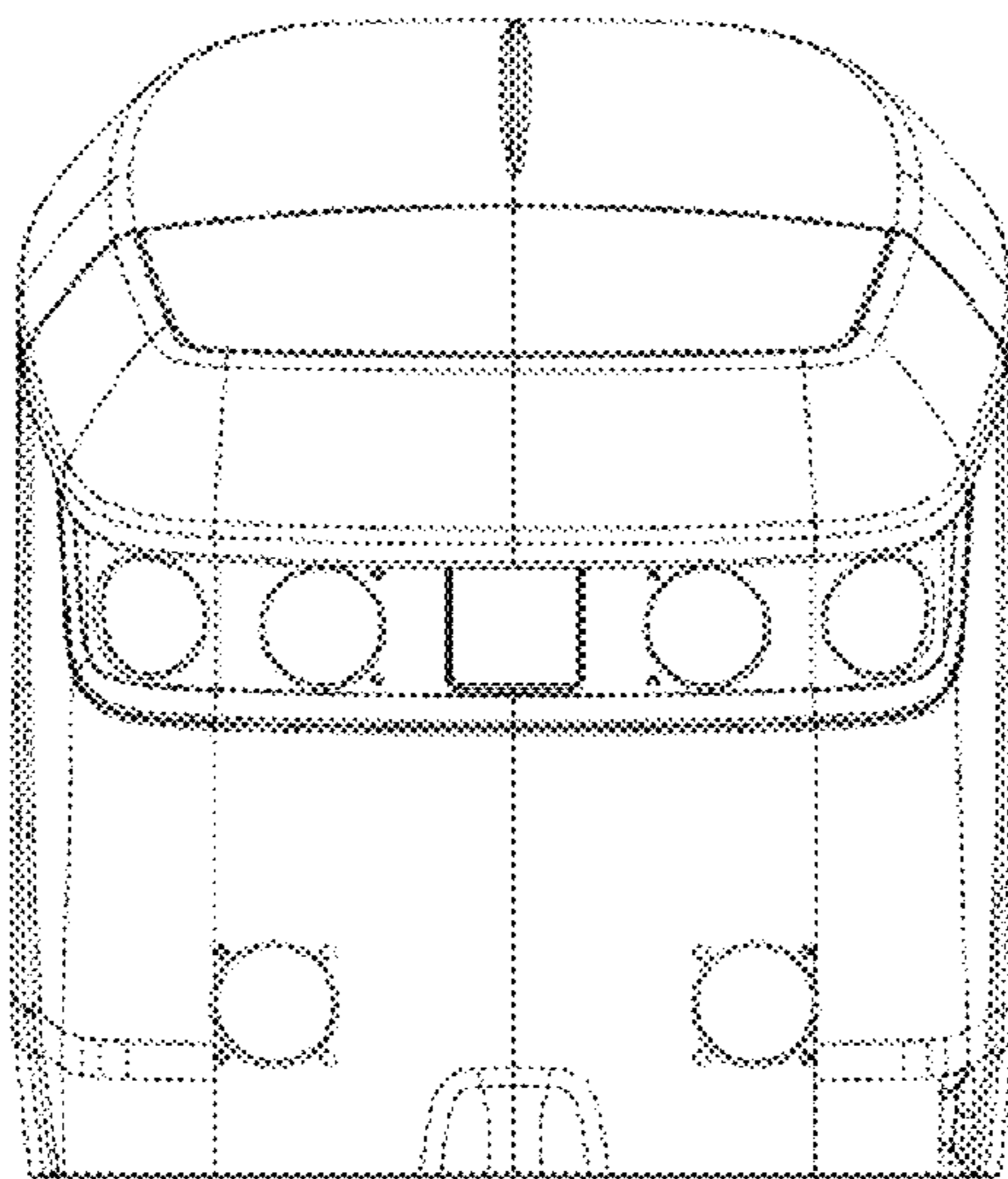


Fig. 4

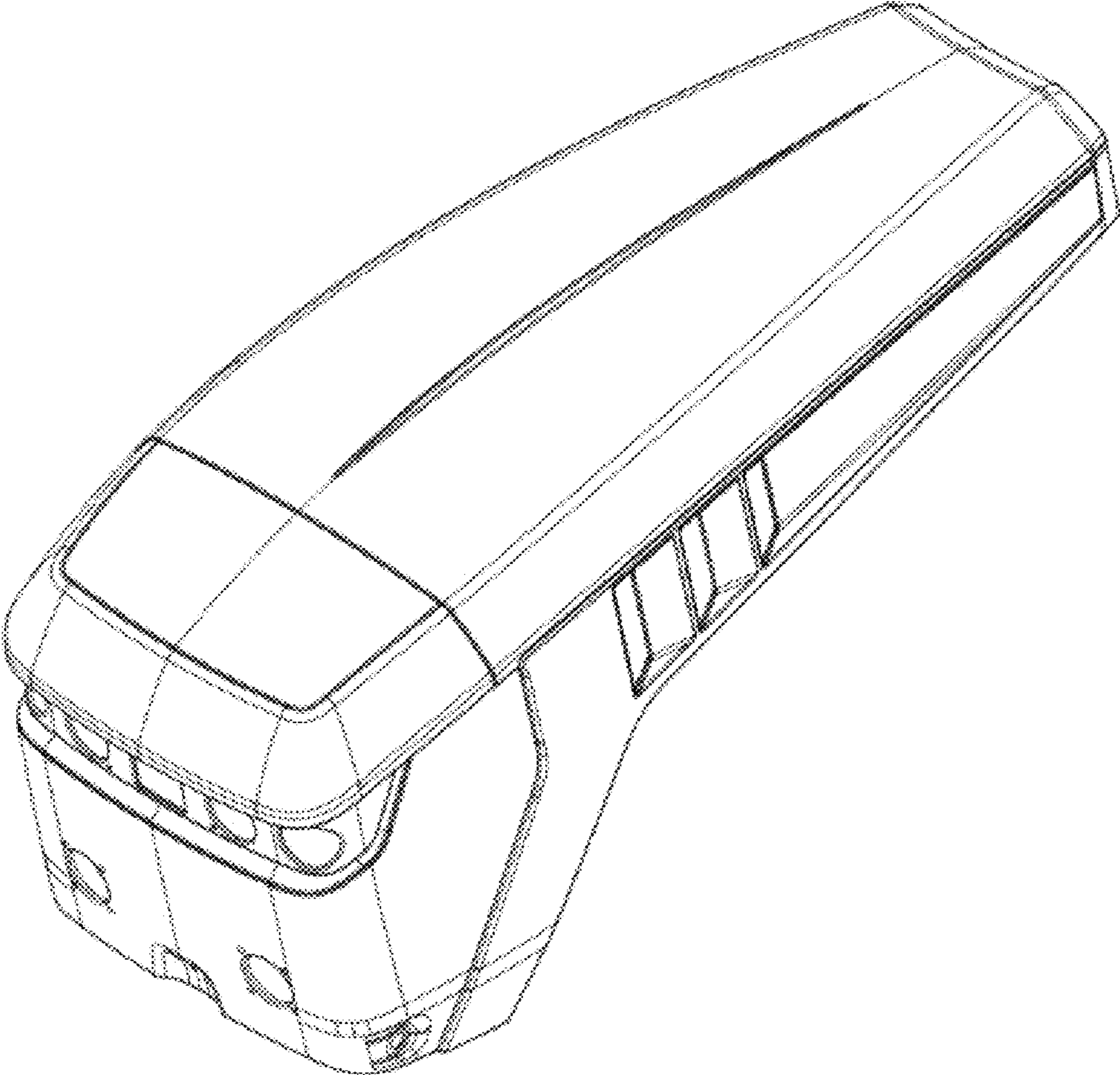


Fig. 5