



US00D716826S

(12) **United States Design Patent**
Dowd

(10) **Patent No.:** **US D716,826 S**
(45) **Date of Patent:** **** Nov. 4, 2014**

(54) **DISPLAY SCREEN OR PORTION THEREOF WITH A GRAPHICAL USER INTERFACE**

(75) Inventor: **Geoff Dowd**, San Francisco, CA (US)

(73) Assignee: **Adobe Systems Incorporated**, San Jose, CA (US)

(**) Term: **14 Years**

(21) Appl. No.: **29/416,498**

(22) Filed: **Mar. 22, 2012**

(51) **LOC (10) Cl.** **14-04**

(52) **U.S. Cl.**
USPC **D14/486**

(58) **Field of Classification Search**
USPC D14/485-495; D18/26, 31, 32, 33;
D20/11, 12, 23, 24, 25, 29, 30, 31, 32,
D20/36, 37, 38; 715/702, 764, 838
See application file for complete search history.

(56) **References Cited**

U.S. PATENT DOCUMENTS

8,234,574	B2 *	7/2012	Bennett et al.	715/730
D689,890	S *	9/2013	Fong et al.	D14/486
D693,361	S *	11/2013	Arnold et al.	D14/487
D695,776	S *	12/2013	Edwards et al.	D14/488
D695,777	S *	12/2013	Edwards et al.	D14/488
D695,778	S *	12/2013	Edwards et al.	D14/488
D695,779	S *	12/2013	Edwards et al.	D14/488
D695,780	S *	12/2013	Edwards et al.	D14/488

(Continued)

FOREIGN PATENT DOCUMENTS

EP	1511040	A1 *	3/2005	G11B 27/34
JP	2003196671	A *	7/2003	G06T 11/80
JP	2007072564	A *	3/2007	G06F 3/033
JP	2012181644	A *	9/2012	G06F 3/038

OTHER PUBLICATIONS

Hughes, Adam. "Introducing Adobe Photoshop Touch." photoshop.com Blog, Oct. 3, 2011 [online], [retrieved on Feb. 8, 2014].

Retrieved from the Internet <URL: <http://blogs.adobe.com/photoshopdotcom/2011/10/introducing-adobe-photoshop-touch-2.html>>.*

(Continued)

Primary Examiner — Philip S Hyder

Assistant Examiner — Darlington Ly

(74) *Attorney, Agent, or Firm* — Shook, Hardy & Bacon L.L.P.

(57) **CLAIM**

The ornamental design for a display screen or portion thereof with a graphical user interface, as shown and described.

DESCRIPTION

A portion of the disclosure of this patent document contains material which is subject to copyright protection. The copyright owner has no objection to facsimile reproduction by anyone of the patent document or the patent disclosure, as it appears in the Patent and Trademark Office patent file or records, but otherwise reserves all other copyright rights whatsoever. The following notice applies to the drawing that forms a part of this document: Copyright © 2011 Adobe Systems Inc. All rights reserved.

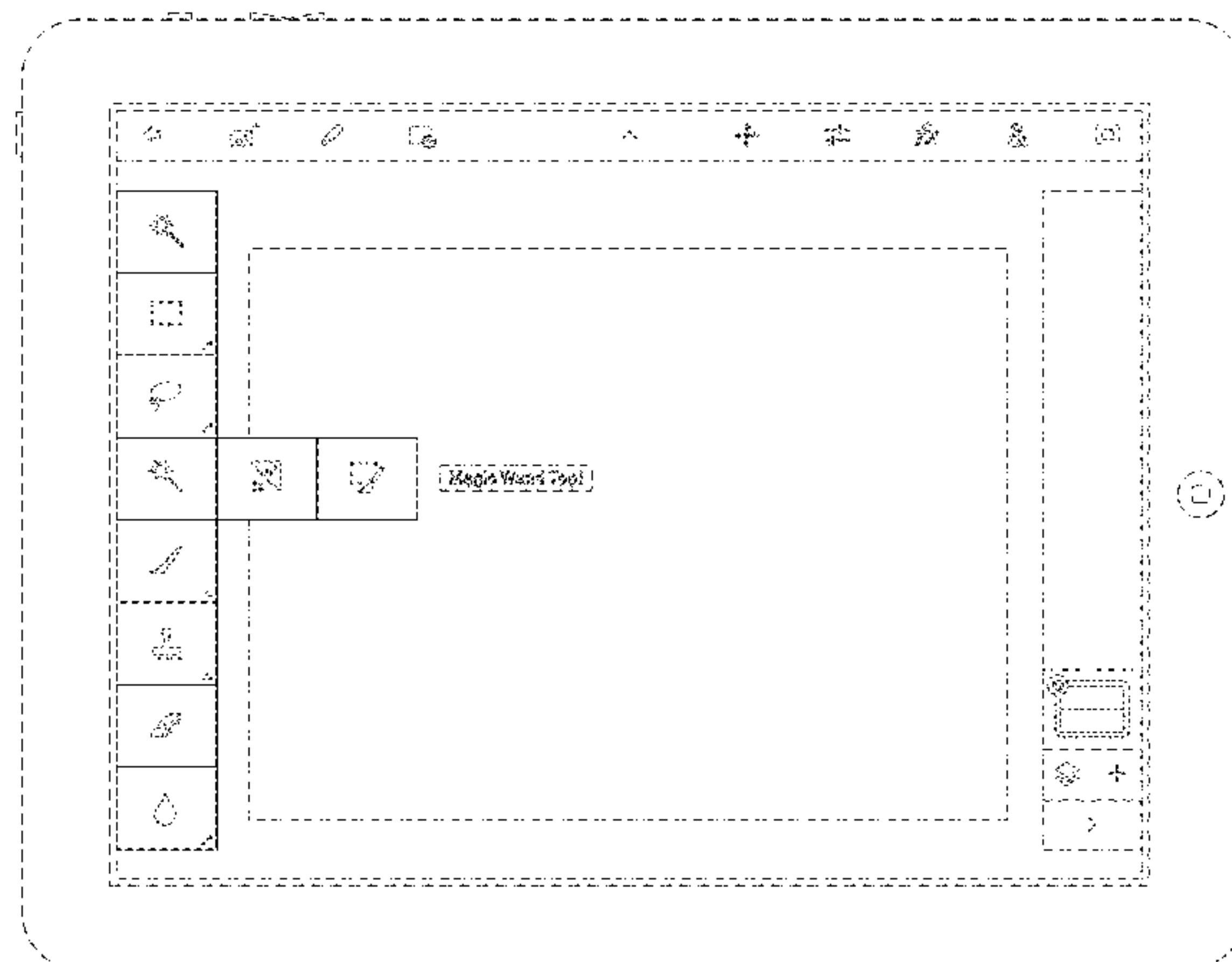
FIG. 1 is a front view for a display screen or portion thereof with a graphical user interface according to the first embodiment.

FIG. 2 is a front view for a display screen or portion thereof with a graphical user interface according to the second embodiment; and,

FIG. 3 is a front view for a display screen or portion thereof with a graphical user interface according to the third embodiment.

The broken lines illustrate portions of a display screen, graphical user interface, and environmental structure for the display screen or portion thereof with a graphical user interface that forms no part of the claimed design.

1 Claim, 3 Drawing Sheets



(56)

References Cited

U.S. PATENT DOCUMENTS

2012/0185768	A1*	7/2012	Dowd	715/702
2013/0127734	A1*	5/2013	Dowd et al.	345/173
2013/0198789	A1*	8/2013	Streeter et al.	725/94
2013/0239063	A1*	9/2013	Ubillos et al.	715/838
2013/0339850	A1*	12/2013	Hardi et al.	715/702

OTHER PUBLICATIONS

Sarno, Tony. "photoshop Touch: Creating a Silhouette." photoshop.com Tutorial, May 17, 2012 [online], [retrieved on Feb. 8, 2014].

Retrieved from the Internet <URL: <http://www.photoshop.com/tutorials/12177>>.*

Brown, Russell. "Photoshop Touch walkthrough: the app that changes the rules of what tablets can do." apcmag.com, Nov. 3, 2011 [online], [retrieved on Feb. 8, 2014]. Retrieved from the Internet <URL: <http://apcmag.com/Content.aspx?id=8464>>.*

Smith, Adam. "Basic retouching in Adobe Photoshop Touch." photoshopdaily.com, Jul. 16, 2012 [online], [retrieved on Feb. 8, 2014]. Retrieved from the Internet <URL: <http://www.photoshopdaily.co.uk/featured/basic-retouching-in-adobe-photoshop-touch/>>.*

* cited by examiner

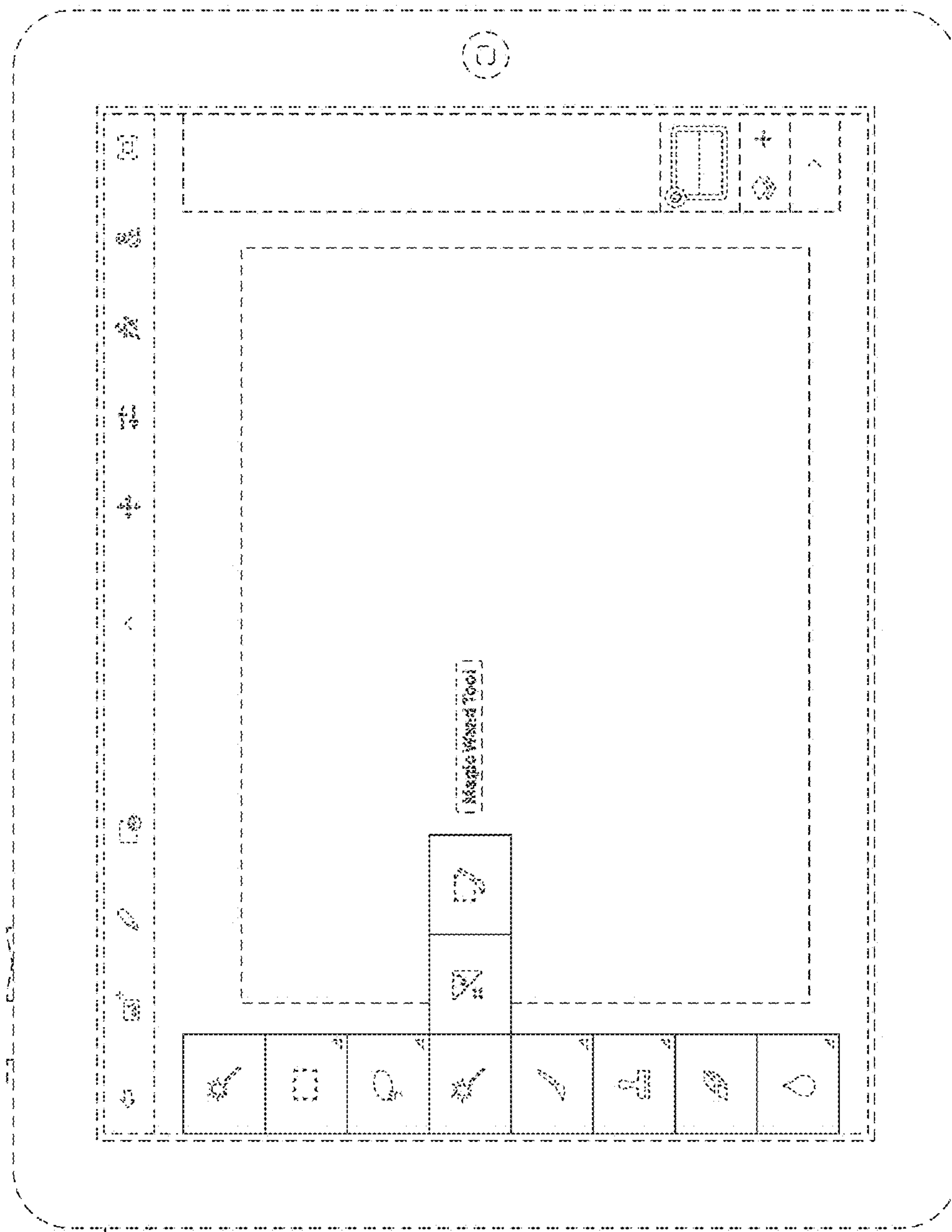


FIG. 1

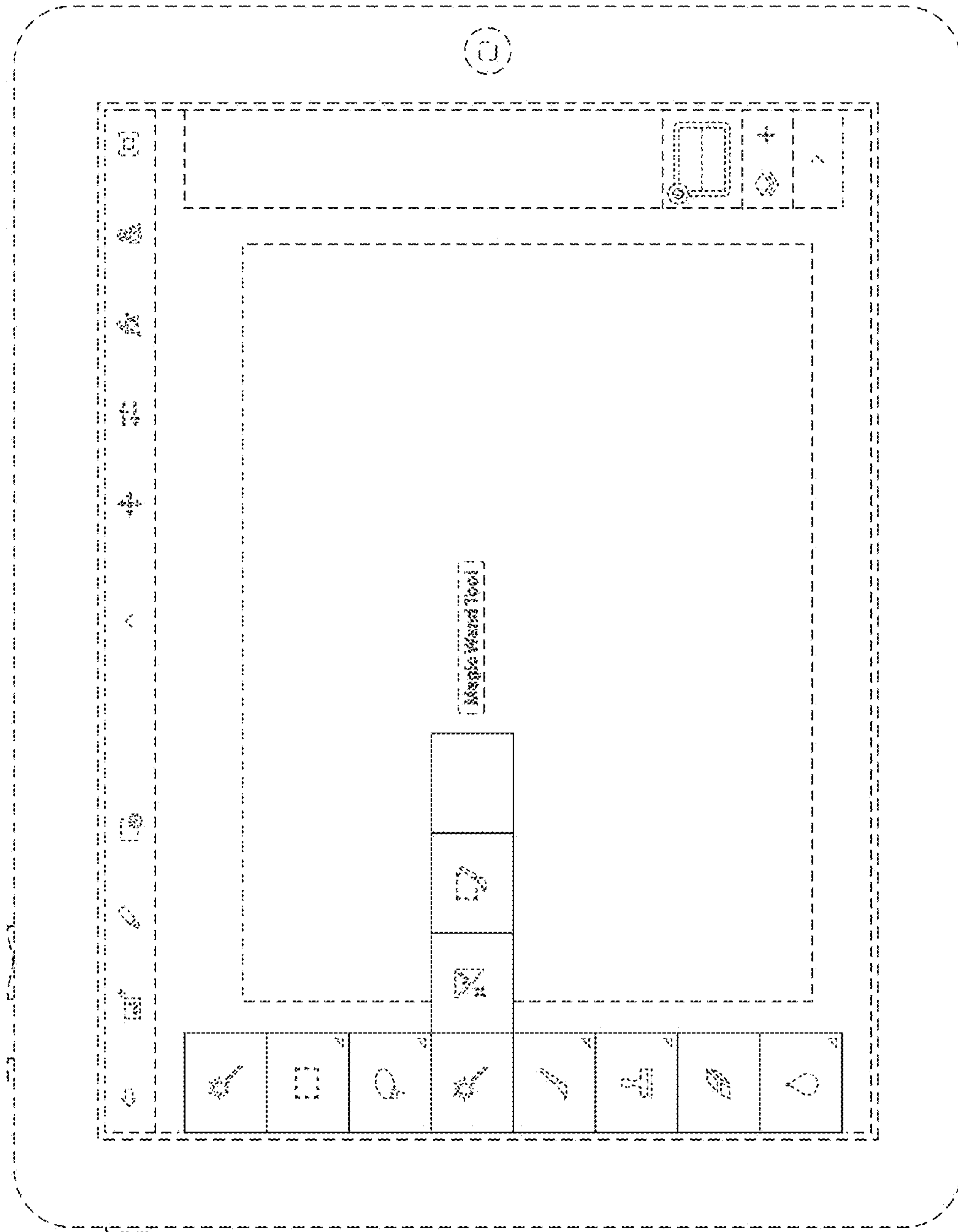


FIG. 2

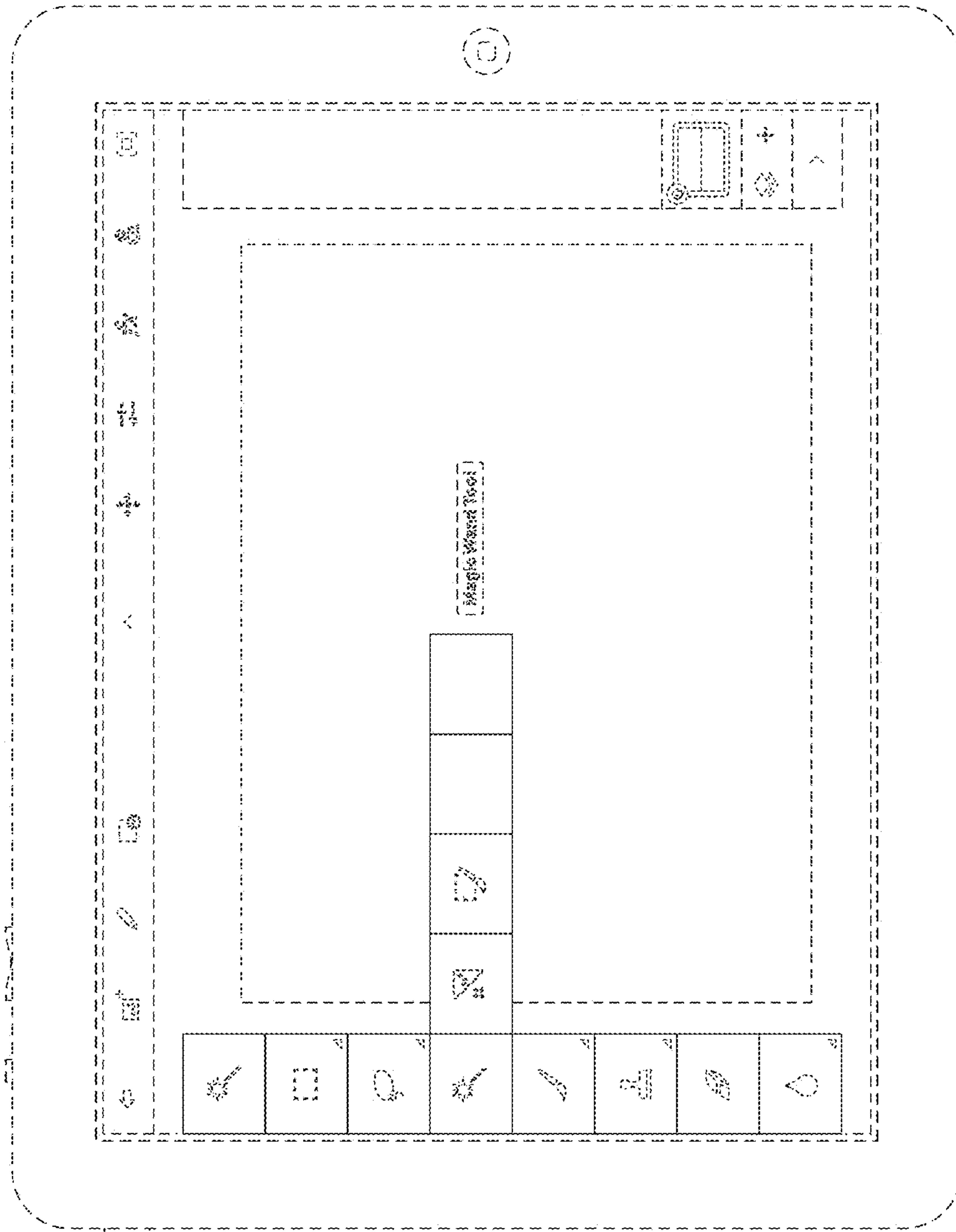


FIG. 3