



US00D716807S

(12) **United States Design Patent**
Yeom et al.

(10) **Patent No.:** **US D716,807 S**
(45) **Date of Patent:** **** Nov. 4, 2014**

(54) **HEAD MOUNTED DISPLAY DEVICE**

(71) Applicant: **LG Electronics Inc.**, Seoul (KR)

(72) Inventors: **Ilsoo Yeom**, Seoul (KR); **Seokkyu Kang**, Seoul (KR)

(73) Assignee: **LG Electronics Inc.**, Seoul (KR)

(**) Term: **14 Years**

(21) Appl. No.: **29/495,713**

(22) Filed: **Jul. 3, 2014**

(30) **Foreign Application Priority Data**

Jan. 6, 2014 (KR) 30-2014-0000776

(51) **LOC (10) Cl.** **14-02**

(52) **U.S. Cl.**
USPC **D14/372**

(58) **Field of Classification Search**
CPC G02B 27/017; G02B 27/0158; G02B 27/0161; G02B 27/0181; G02B 27/0185; G02B 27/0189
USPC D14/372, 496, 432, 371, 125, 126, 129, D14/299; D16/300-342; 351/158, 153, 144; 345/7-9, 905; 455/344; 348/115, 53, 348/121, 739
See application file for complete search history.

(56) **References Cited**

U.S. PATENT DOCUMENTS

D381,346 S *	7/1997	Ronzani et al.	D14/372
D417,447 S *	12/1999	Hirose et al.	D14/372
D439,265 S *	3/2001	Hayashi	D16/300
D443,864 S *	6/2001	Obata	D14/126
D521,493 S *	5/2006	Wai	D14/205
D546,866 S *	7/2007	Yang	D16/309
D548,767 S *	8/2007	Jannard et al.	D16/309
D561,816 S *	2/2008	Jannard et al.	D16/330
D571,366 S *	6/2008	Lee et al.	D14/372

D624,111 S *	9/2010	Knoop	D16/300
D638,462 S *	5/2011	Bumgardner et al.	D16/309
D640,256 S *	6/2011	So	D14/372
D659,741 S *	5/2012	Heinrich et al.	D16/309
D664,185 S *	7/2012	Heinrich et al.	D16/309
D666,237 S *	8/2012	Olsson et al.	D16/309
D669,471 S *	10/2012	Hwang et al.	D14/372
D680,152 S *	4/2013	Olsson et al.	D16/309
D704,704 S *	5/2014	Tatara et al.	D14/372
D711,373 S *	8/2014	Lee et al.	D14/372
D711,375 S *	8/2014	Lee et al.	D14/372
2005/0168824 A1 *	8/2005	Travers et al.	359/630
2009/0156128 A1 *	6/2009	Franson et al.	455/66.1
2013/0088415 A1 *	4/2013	Totani et al.	345/8

* cited by examiner

Primary Examiner — Austin Murphy

(74) *Attorney, Agent, or Firm* — Birch, Stewart, Kolasch & Birch, LLP

(57) **CLAIM**

The ornamental design for a head mounted display device, as shown and described.

DESCRIPTION

FIG. 1 is a perspective view of a head mounted display device showing our new design;
FIG. 2 is a front view thereof;
FIG. 3 is a rear view thereof;
FIG. 4 is a left side view thereof where the right side view is a mirror image;
FIG. 5 is a top plan view thereof;
FIG. 6 is a bottom plan view thereof;
FIG. 7 is a reference perspective view thereof showing the state that a data cable with earphones is connected to the subject design; and,
FIG. 8 is a reference view thereof showing the part of the head mounted display device which is consisted or transparent material by hatching.
The broken lines show unclaimed subject matter only and form no part of the claimed design.

1 Claim, 7 Drawing Sheets

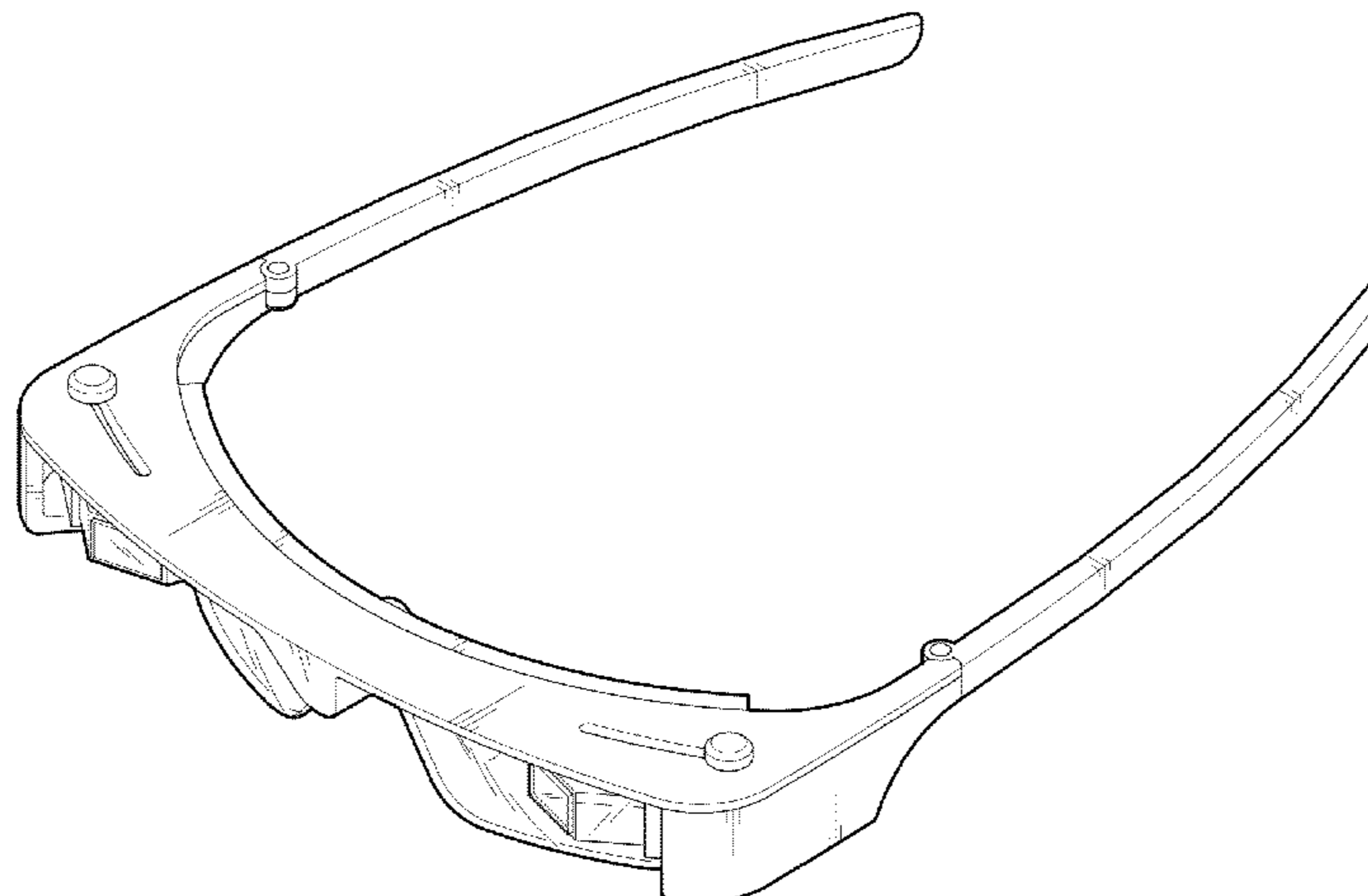


FIG. 1

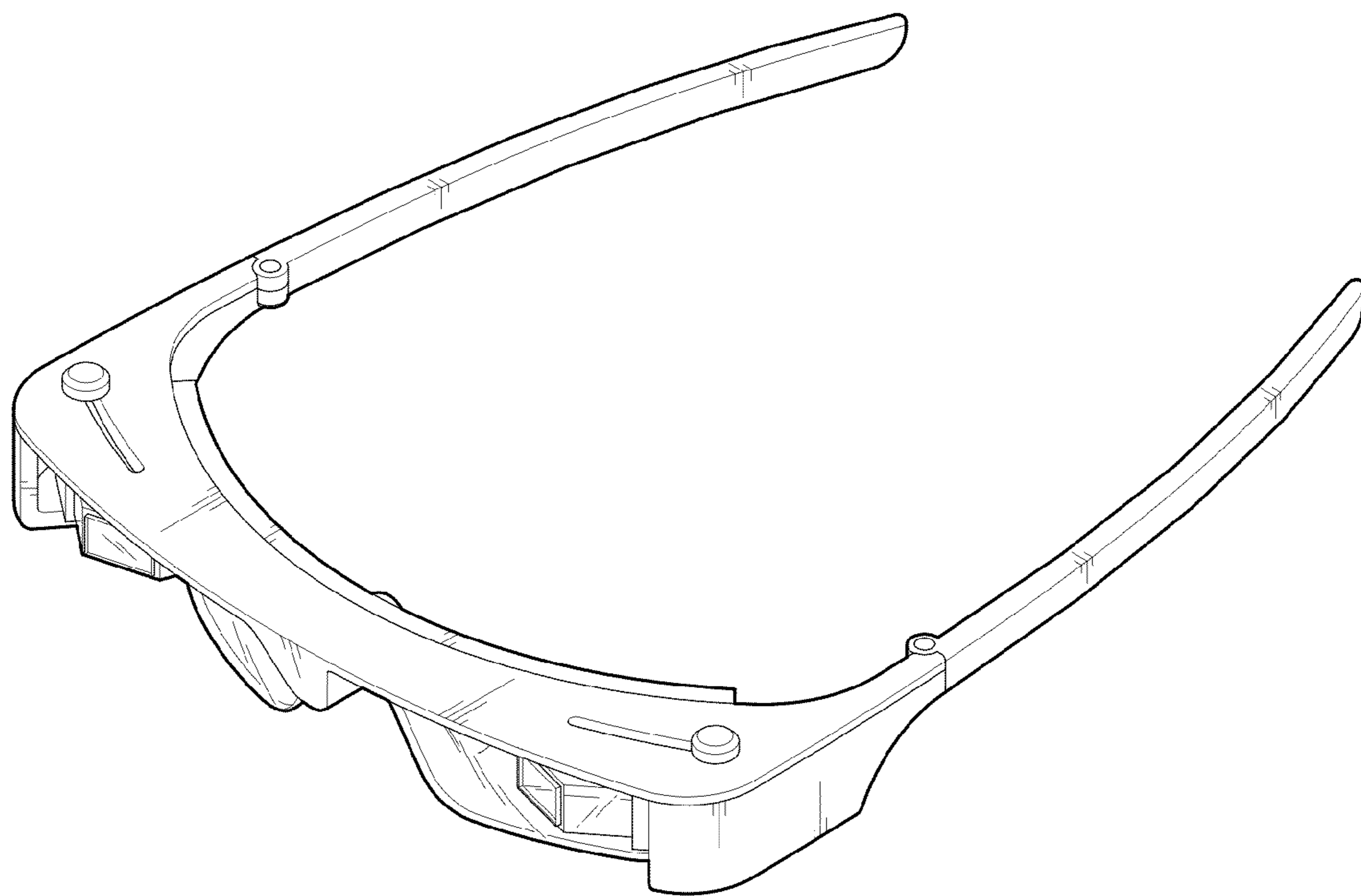


FIG. 2

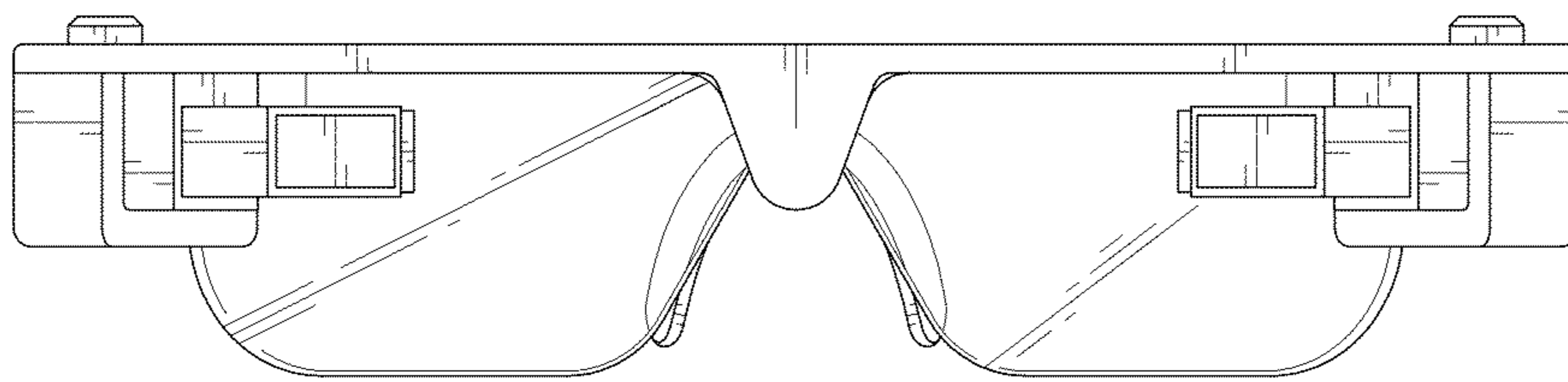


FIG. 3

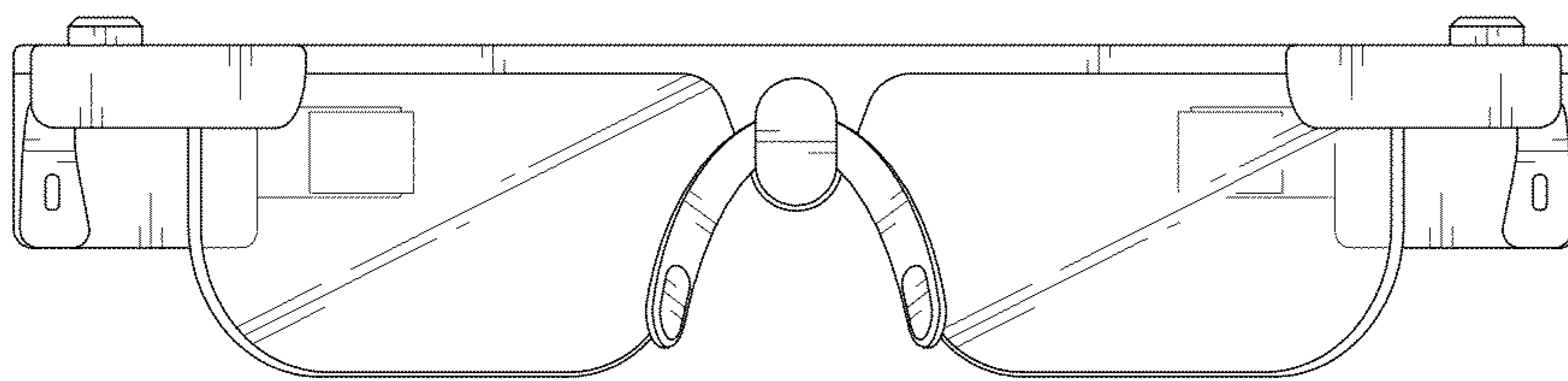


FIG. 4

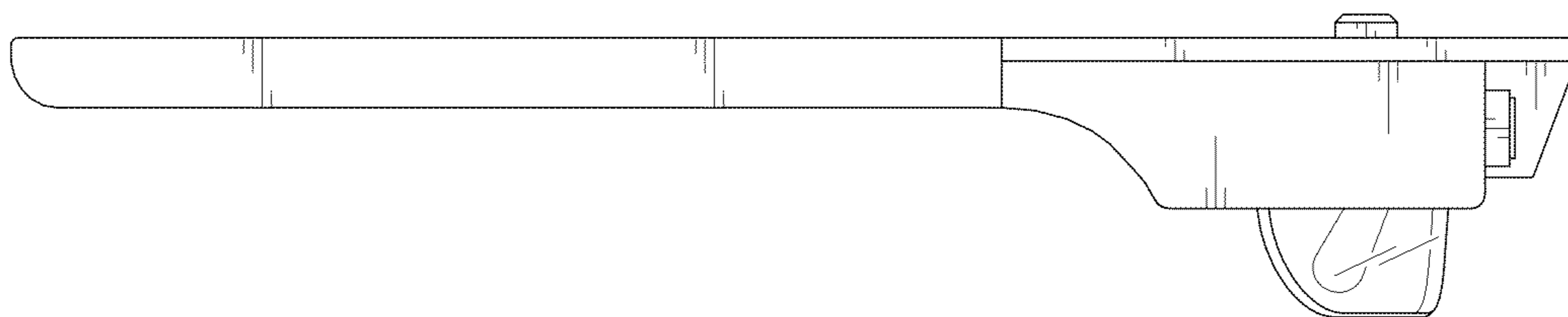


FIG. 5

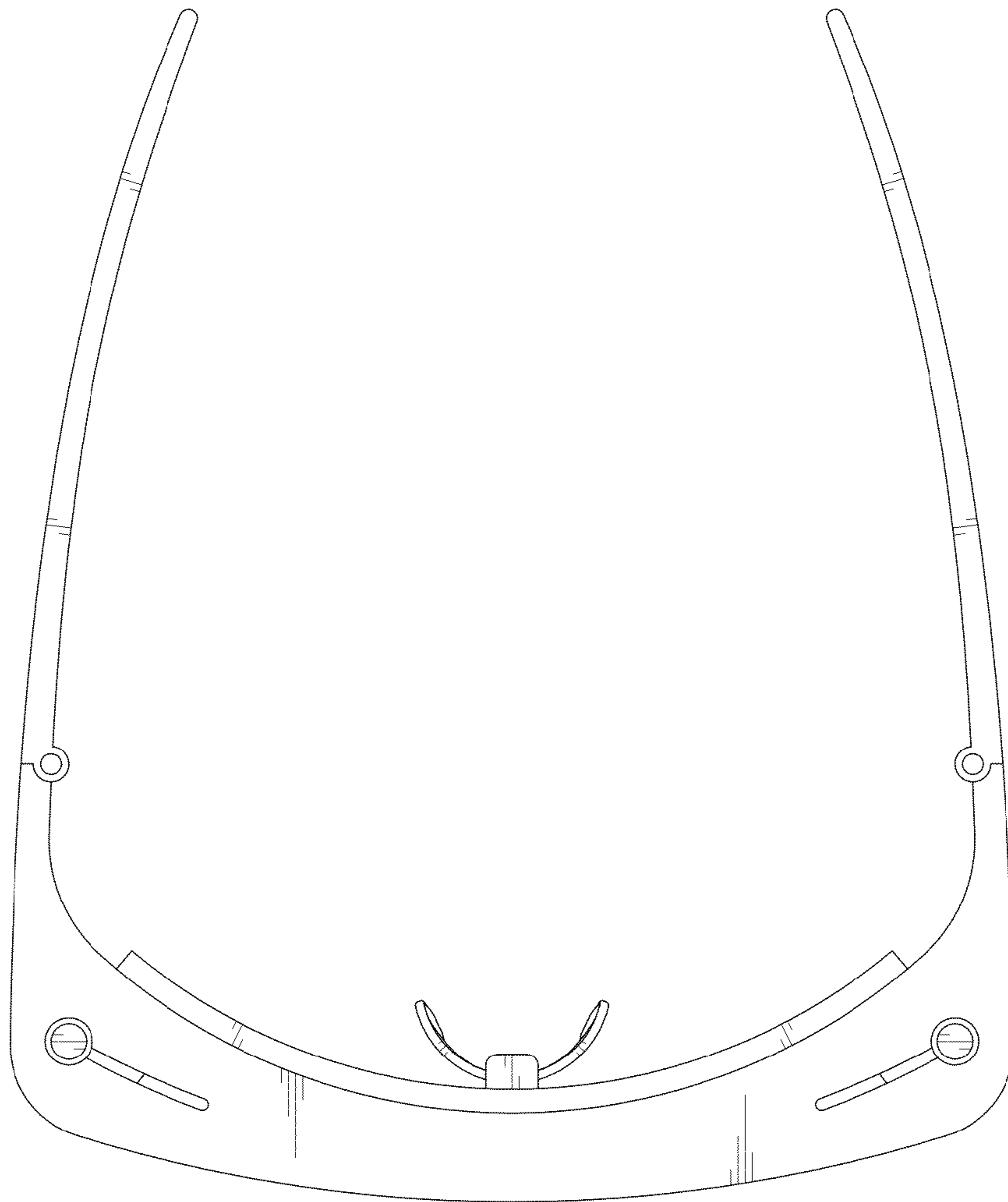


FIG. 6

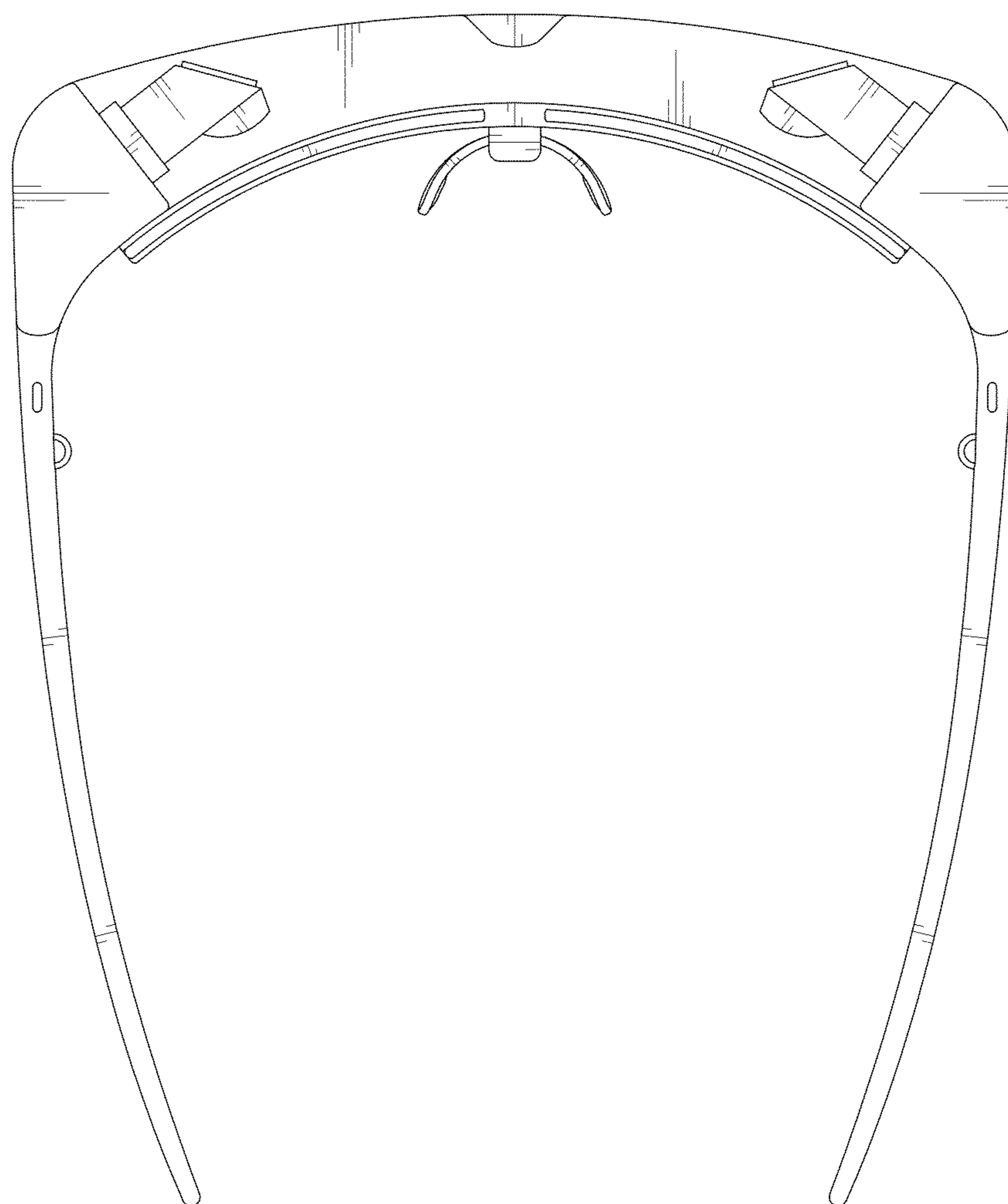


FIG. 7

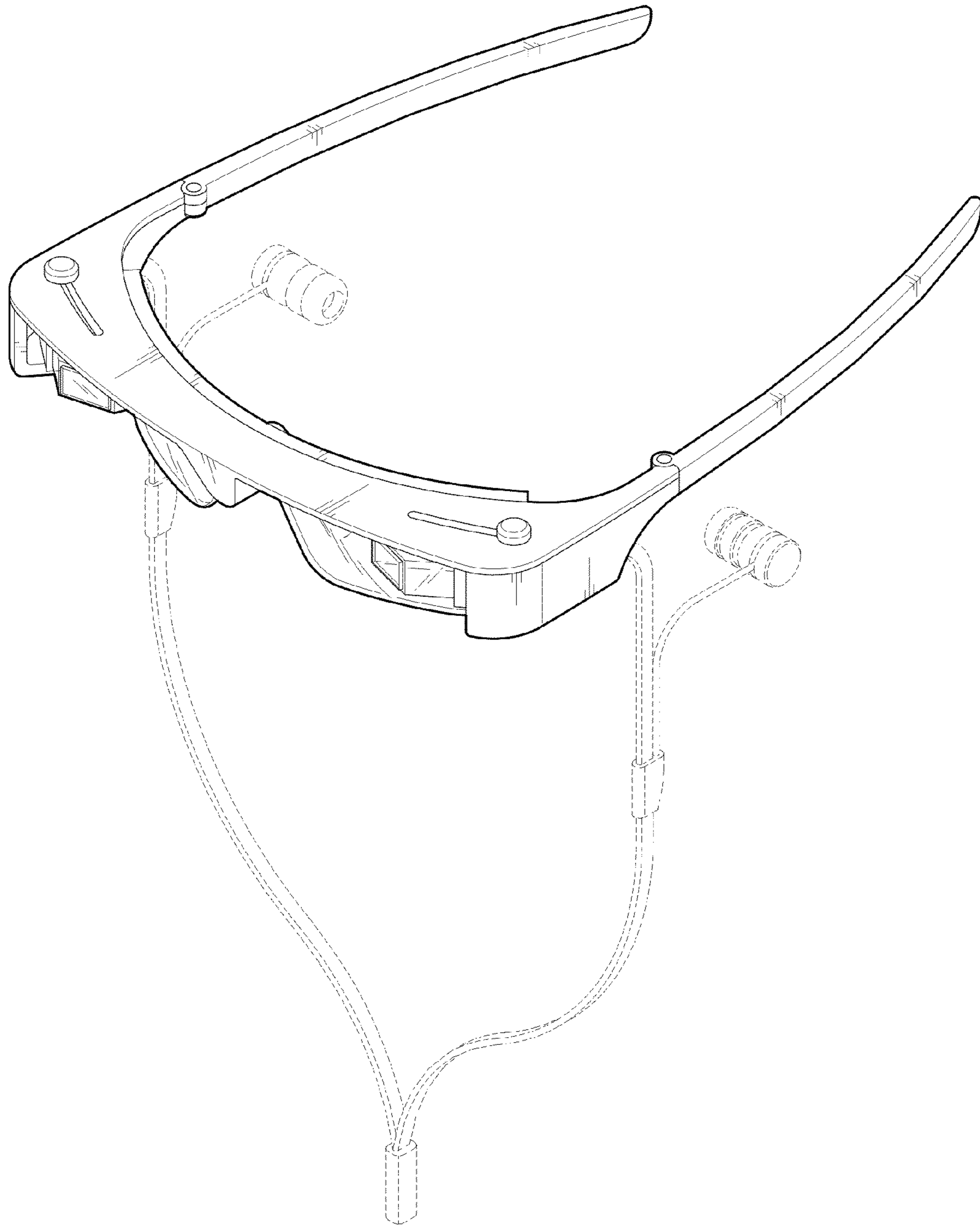


FIG. 8

