



US00D716797S

(12) **United States Design Patent**
Lai

(10) **Patent No.:** **US D716,797 S**
(45) **Date of Patent:** **** Nov. 4, 2014**

(54) **TABLET PERSONAL COMPUTER**
(71) Applicant: **Hon Hai Precision Industry Co., Ltd.,**
New Taipei (TW)
(72) Inventor: **Yi-Chun Lai,** New Taipei (TW)
(73) Assignee: **Hon Hai Precision Industry Co., Ltd.,**
New Taipei (TW)

D607,854 S * 1/2010 Sagawa D14/126
D636,769 S * 4/2011 Wood et al. D14/341
D667,398 S * 9/2012 Koh D14/341
D681,583 S * 5/2013 Park D14/138 G
D684,554 S 6/2013 Park et al.
D684,968 S * 6/2013 Smith et al. D14/341
D688,661 S * 8/2013 Ho et al. D14/341
D695,249 S * 12/2013 Kim et al. D14/138 G
D695,737 S * 12/2013 Kim et al. D14/341
D698,780 S * 2/2014 Lee D14/341
D698,787 S * 2/2014 Kim D14/341

(**) Term: **14 Years**

FOREIGN PATENT DOCUMENTS

(21) Appl. No.: **29/460,514**

TW D158060 12/2013

(22) Filed: **Jul. 11, 2013**

* cited by examiner

(30) **Foreign Application Priority Data**

Jun. 28, 2013 (TW) 102304502 A

(51) **LOC (10) Cl.** **14-02**

(52) **U.S. Cl.**
USPC **D14/341**

(58) **Field of Classification Search**
USPC D14/341-347, 137, 138 R, 138 AA,
D14/138 C, 138 G, 496, 203.1, 203.3, 203.4,
D14/203.7, 129, 130, 147, 218, 248, 389,
D14/388, 426, 420; D10/65, 104.1;
D18/6-7; D21/324, 329, 330;
455/556.1, 556.2, 566, 575.1, 90.3;
379/433.04, 433.01, 433.06, 916;
345/173, 901, 905; 361/679.26, 679.3,
361/679.55, 679.56

See application file for complete search history.

(56) **References Cited**

U.S. PATENT DOCUMENTS

D554,640 S * 11/2007 Ponnert et al. D14/388
D598,426 S * 8/2009 Kim et al. D14/203.7
D600,690 S * 9/2009 Miyaji D14/341

Primary Examiner — Barbara Fox

(74) *Attorney, Agent, or Firm* — Novak Druce Connolly
Bove + Quigg LLP


(57) **CLAIM**

The ornamental design for a tablet personal computer, as shown and described.

DESCRIPTION

FIG. 1 is a perspective view of a tablet personal computer showing our design;
FIG. 2 is a front elevational view thereof;
FIG. 3 is a rear elevational view thereof;
FIG. 4 is a left side elevational view thereof;
FIG. 5 is a right side elevational view thereof;
FIG. 6 is a top plan view thereof; and,
FIG. 7 is a bottom plan view thereof.
The broken lines shown in the drawings represent portions of the tablet personal computer which form no part of the claimed design.

1 Claim, 7 Drawing Sheets






FIG. 1




FIG. 2

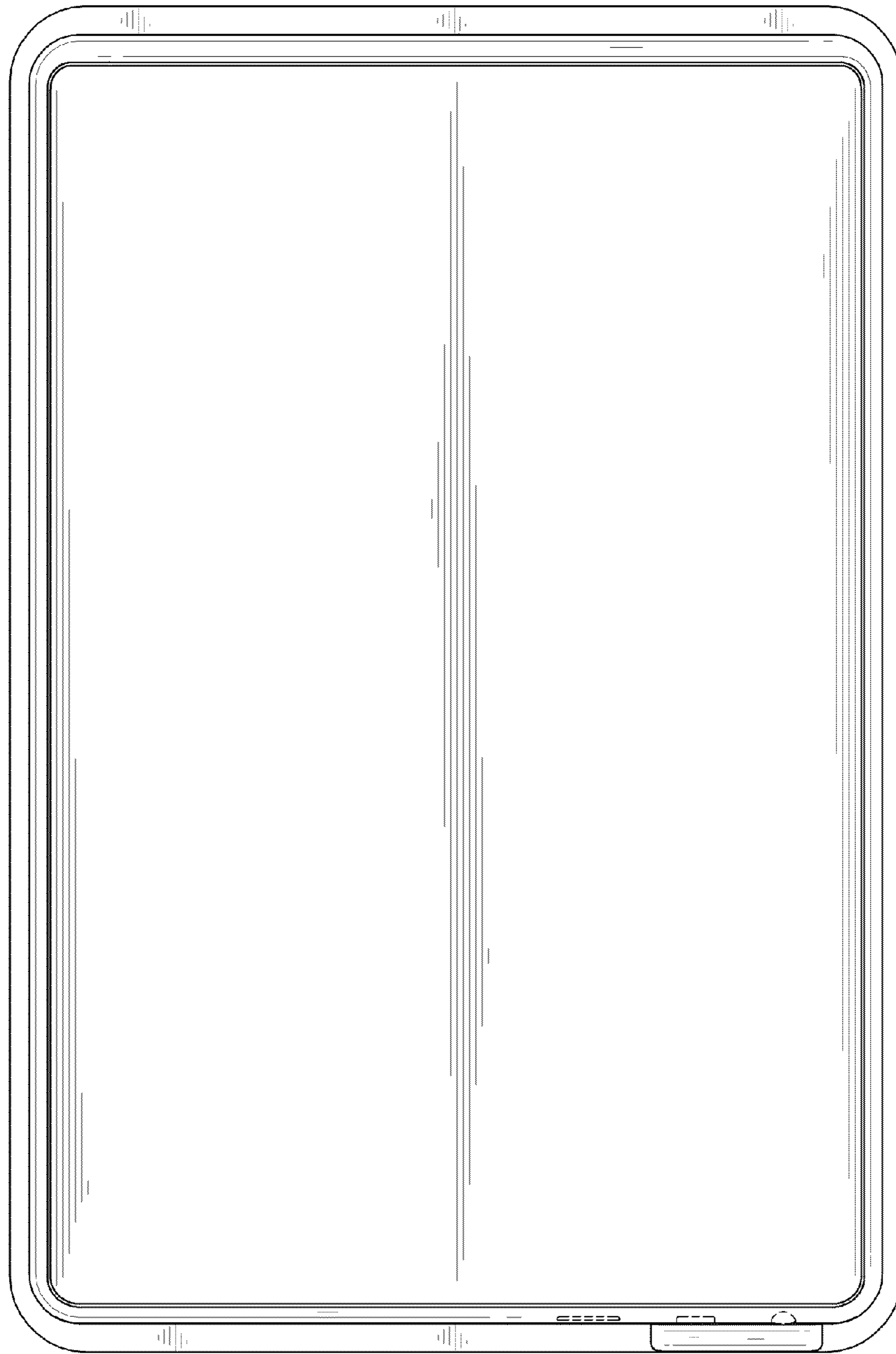


FIG. 3



FIG. 4




FIG. 5



FIG. 6




FIG. 7