



US00D716796S

(12) **United States Design Patent**
Clegg et al.

(10) **Patent No.:** **US D716,796 S**
(45) **Date of Patent:** **** Nov. 4, 2014**

(54) **VIDEO TABLET**

(71) Applicant: **Americhip, Inc.**, Los Angeles, CA (US)

(72) Inventors: **Timothy P Clegg**, Manhattan Beach, CA (US); **Michael D Ronk**, Lawndale, CA (US); **Anthony V Roberts**, Rolling Hills Estates, CA (US)

(73) Assignee: **Americhip, Inc.**, Los Angeles, CA (US)

(**) Term: **14 Years**

(21) Appl. No.: **29/439,586**

(22) Filed: **Dec. 12, 2012**

(51) **LOC (10) Cl.** **14-02**

(52) **U.S. Cl.**

USPC **D14/341**

(58) **Field of Classification Search**

USPC D14/341-347, 137, 138 R, 138 AA, D14/138 C, 138 G, 496, 203.1, 203.3, 203.4, D14/203.7, 129, 130, 147, 218, 247, 248, D14/388, 389, 315-318, 420, 426; D10/65, D10/104.1; D18/6, 7; D21/324, 329, 330, D21/332; 455/556.1, 556.2, 566, 575.1, 455/90.3; 379/433.04, 433.01, 433.06, 916; 345/173, 901, 905; 361/679.26, 361/679.27, 679.3, 679.55, 679.56

See application file for complete search history.

(56) **References Cited**

U.S. PATENT DOCUMENTS

4,158,230 A * 6/1979 Washizuka et al. 708/142
D310,094 S * 8/1990 Noguchi D18/7
D425,885 S * 5/2000 Amron D14/203.7
D432,560 S * 10/2000 Endrulat D18/7
D532,440 S * 11/2006 Oas D18/7

D596,631 S * 7/2009 Van Den Nieuwenhuizen et al. D14/247
D655,750 S * 3/2012 Clegg et al. D19/1
D659,754 S * 5/2012 Rossiter et al. D19/1
D660,909 S * 5/2012 Clegg et al. D19/1
D661,732 S * 6/2012 Clegg et al. D19/1
8,255,020 B2 * 8/2012 Chang 455/575.3
D696,246 S * 12/2013 Kim D14/341
D706,773 S * 6/2014 Lu D14/341
D706,774 S * 6/2014 Park et al. D14/341
D710,352 S * 8/2014 Lee et al. D14/341
2003/0087609 A1 * 5/2003 Cheng 455/90
2010/0048250 A1 * 2/2010 Jiang et al. 455/566

* cited by examiner

Primary Examiner — Barbara Fox

Assistant Examiner — Dana Weiland

(74) *Attorney, Agent, or Firm* — Jeffer Mangels Butler & Mitchell LLP; Brennan C. Swain, Esq.

(57) **CLAIM**

The ornamental design for a video tablet, as shown and described.

DESCRIPTION

FIG. 1 is a perspective view of a video tablet showing the new design;

FIG. 2 is a front elevational view of the present invention shown in FIG. 1;

FIG. 3 is a left side elevational view of the present invention shown in FIG. 1;

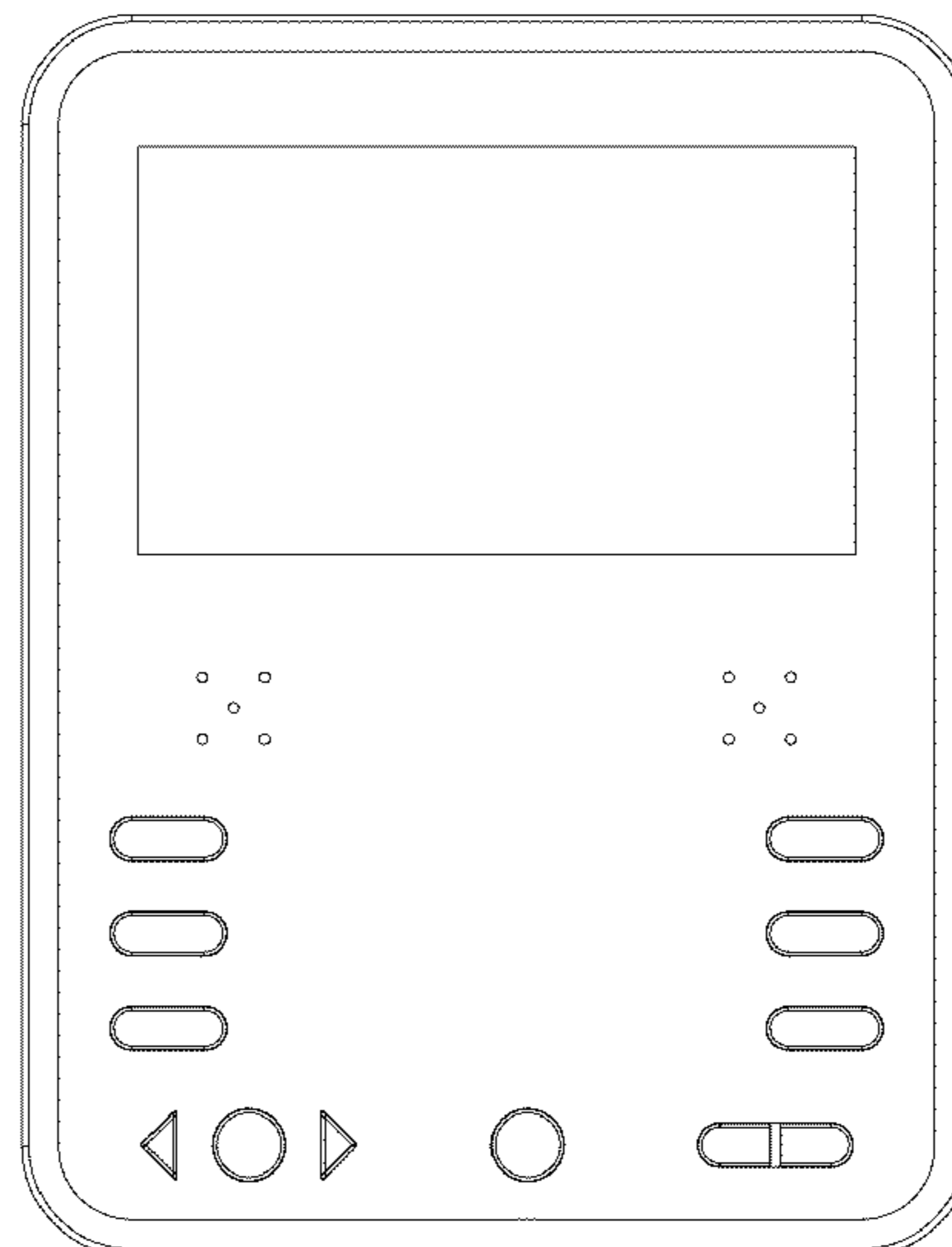
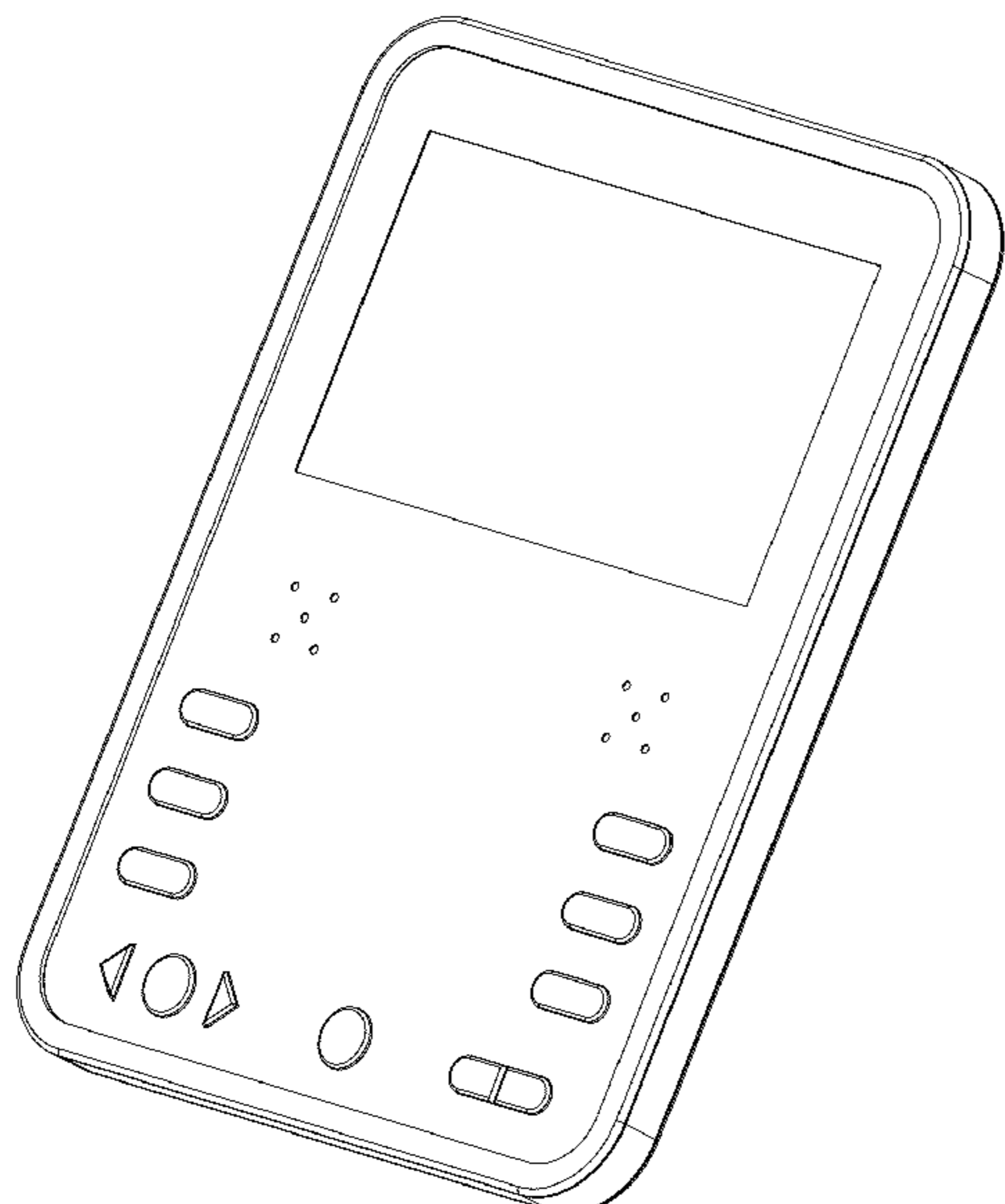
FIG. 4 is a right side elevational view of the present invention shown in FIG. 1;

FIG. 5 is a top plan view of the present invention shown in FIG. 1;

FIG. 6 is a bottom plan view of the present invention shown in FIG. 1; and,

FIG. 7 is a rear elevational view of the present invention shown in FIG. 1.

1 Claim, 7 Drawing Sheets



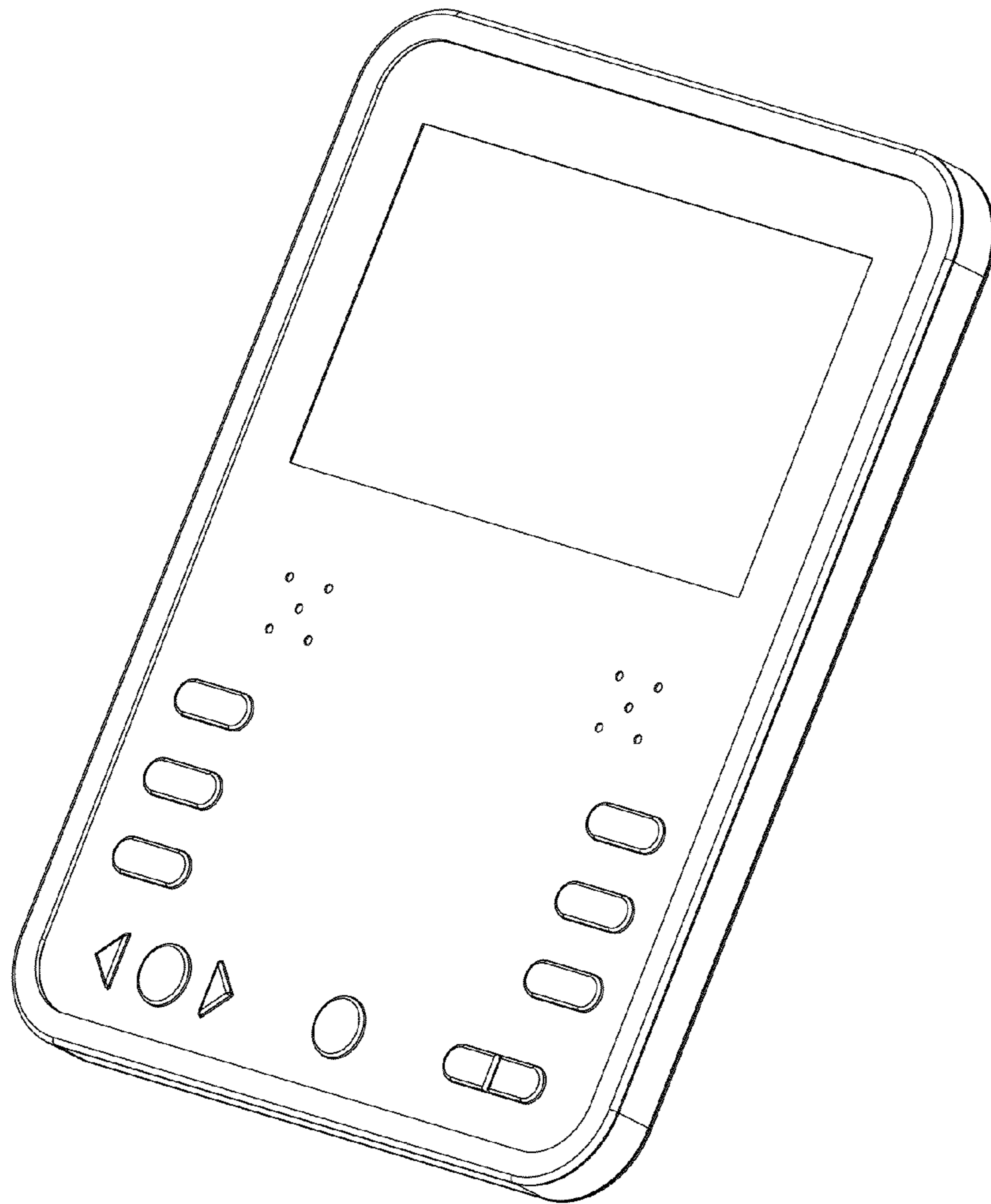


Fig. 1

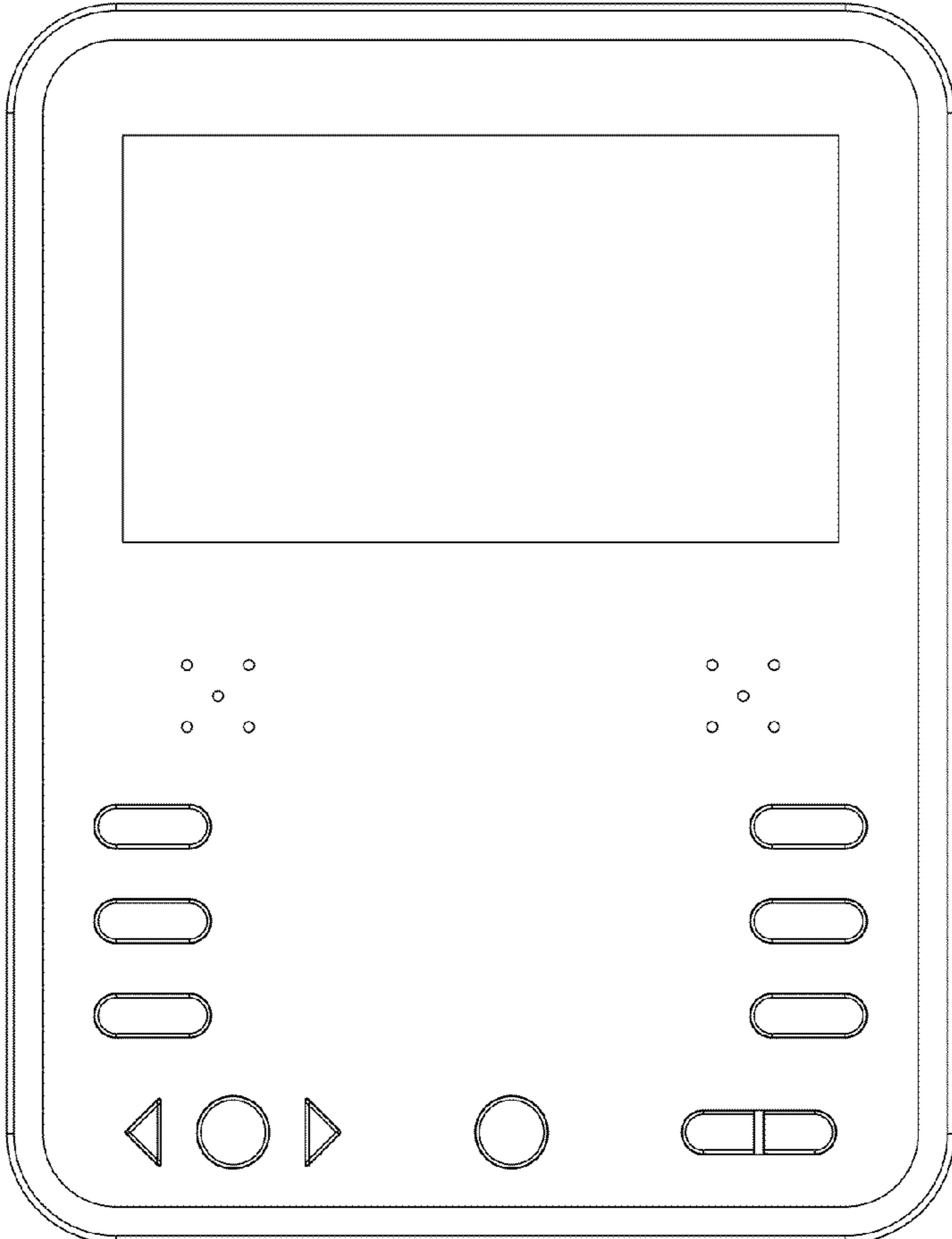


Fig. 2



Fig. 3

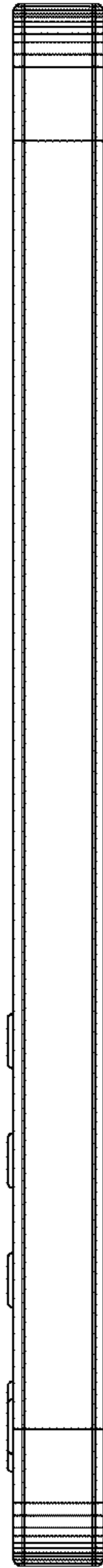


Fig. 4

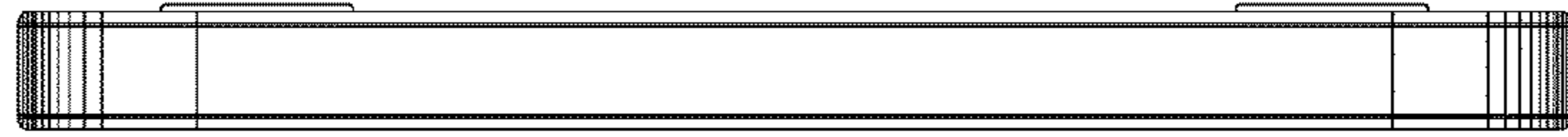


Fig. 5

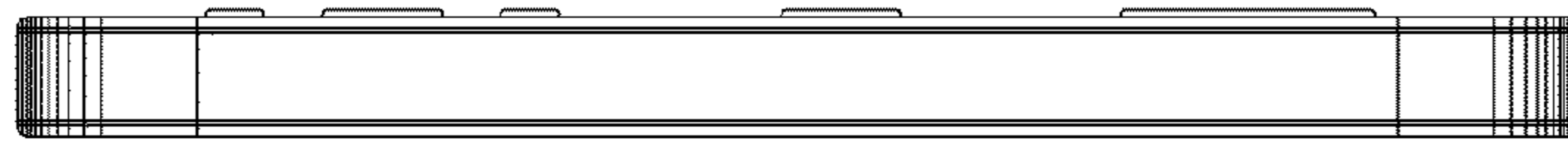


Fig. 6




Fig. 7