



US00D716795S

(12) **United States Design Patent**
Huang et al.

(10) **Patent No.:** **US D716,795 S**
(45) **Date of Patent:** **** Nov. 4, 2014**

- (54) **PORTABLE ELECTRONIC DEVICE**
- (75) Inventors: **Cheng-Yao Huang**, Taipei (TW);
Yi-Chang Chen, Taipei (TW); **Yi-Ting Chen**, Taipei (TW)
- (73) Assignee: **Asustek Computer Inc.**, Taipei (TW)
- (**) Term: **14 Years**
- (21) Appl. No.: **29/431,347**
- (22) Filed: **Sep. 6, 2012**
- (51) **LOC (10) Cl.** **14-02**
- (52) **U.S. Cl.**
USPC **D14/318**
- (58) **Field of Classification Search**
USPC D14/315-327; D18/1, 2, 7, 11;
235/145 A, 145 R; 341/22, 23; 345/156,
345/157, 168, 169, 173; 361/679.08,
361/679.09, 679.11, 679.26, 679.27;
348/373; 715/783
See application file for complete search history.

2008/0198542 A1* 8/2008 Kim 361/683
* cited by examiner
Primary Examiner — Freda S Nunn
(74) *Attorney, Agent, or Firm* — Muncy, Geissler, Olds & Lowe, P.C.


(57) **CLAIM**
The ornamental design for a portable electronic device, as shown and described.

DESCRIPTION

FIG. 1 is a top view of a first embodiment, wherein the display panel is shown detached;
FIG. 2 is a top view of a second embodiment, wherein the display panel is shown detached;
FIG. 3 is a top view of a third embodiment thereof;
FIG. 4 is a top view of a fourth embodiment thereof;
FIG. 5 is a top view of a fifth embodiment wherein the display panel is shown detached;
FIG. 6 is a top view of a sixth embodiment wherein the display panel is shown detached;
FIG. 7 is a top view of a seventh embodiment thereof; and,
FIG. 8 is a top view of an eighth embodiment thereof.
The dashed broken lines shown in figures illustrate environmental structures and form no part of the claimed design. The diagonal broken lines on FIGS. 1-4 indicate translucency. The pairs of closely adjacent, spaced jagged broken lines form no part of the claimed design and the portions between such pairs of jagged broken lines are broken away to disclose indeterminate length. Portions of the design that may be visible between the jagged lines have been removed for clarity.

- (56) **References Cited**
U.S. PATENT DOCUMENTS
6,067,224 A * 5/2000 Nobuchi 361/679.27
D431,821 S * 10/2000 Mizuno D14/318
D517,063 S * 3/2006 Nakajima et al. D14/318
D611,043 S 3/2010 Andre et al.
2006/0262496 A1* 11/2006 Lee 361/683
2007/0030636 A1* 2/2007 Kim 361/683
2007/0058331 A1* 3/2007 Schwager et al. 361/683

1 Claim, 8 Drawing Sheets






FIG. 1




FIG. 2

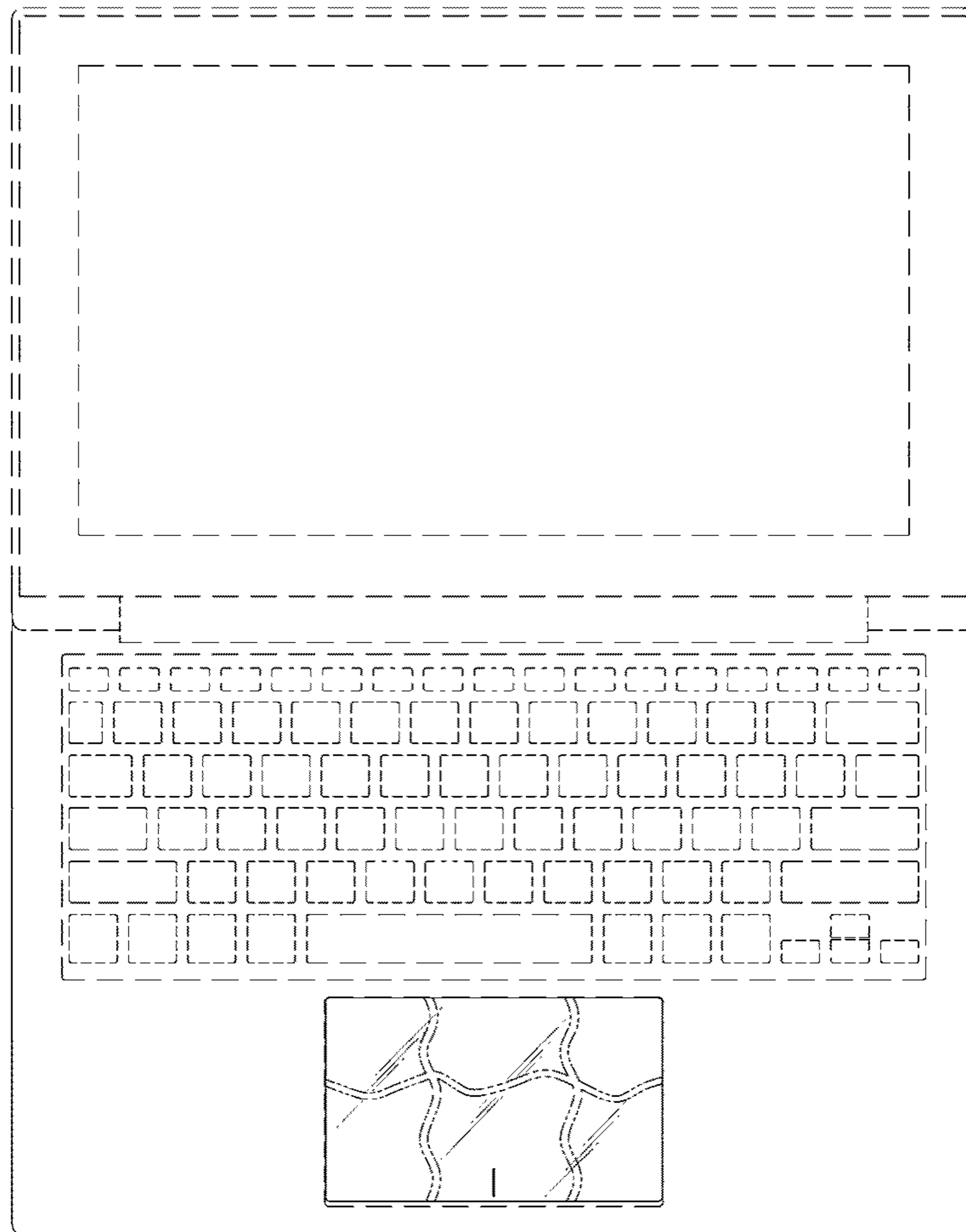


FIG. 3

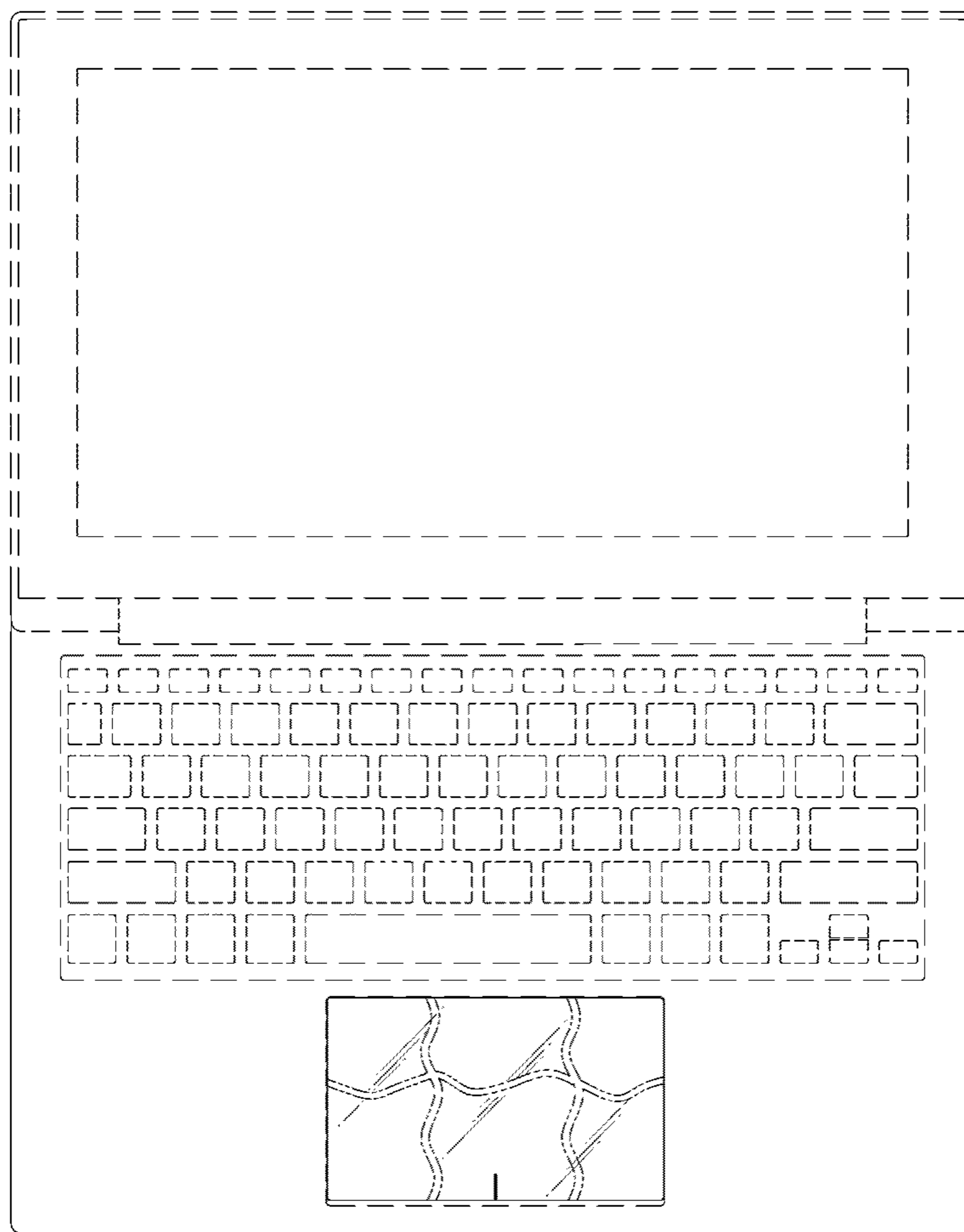


FIG. 4




FIG. 5




FIG. 6

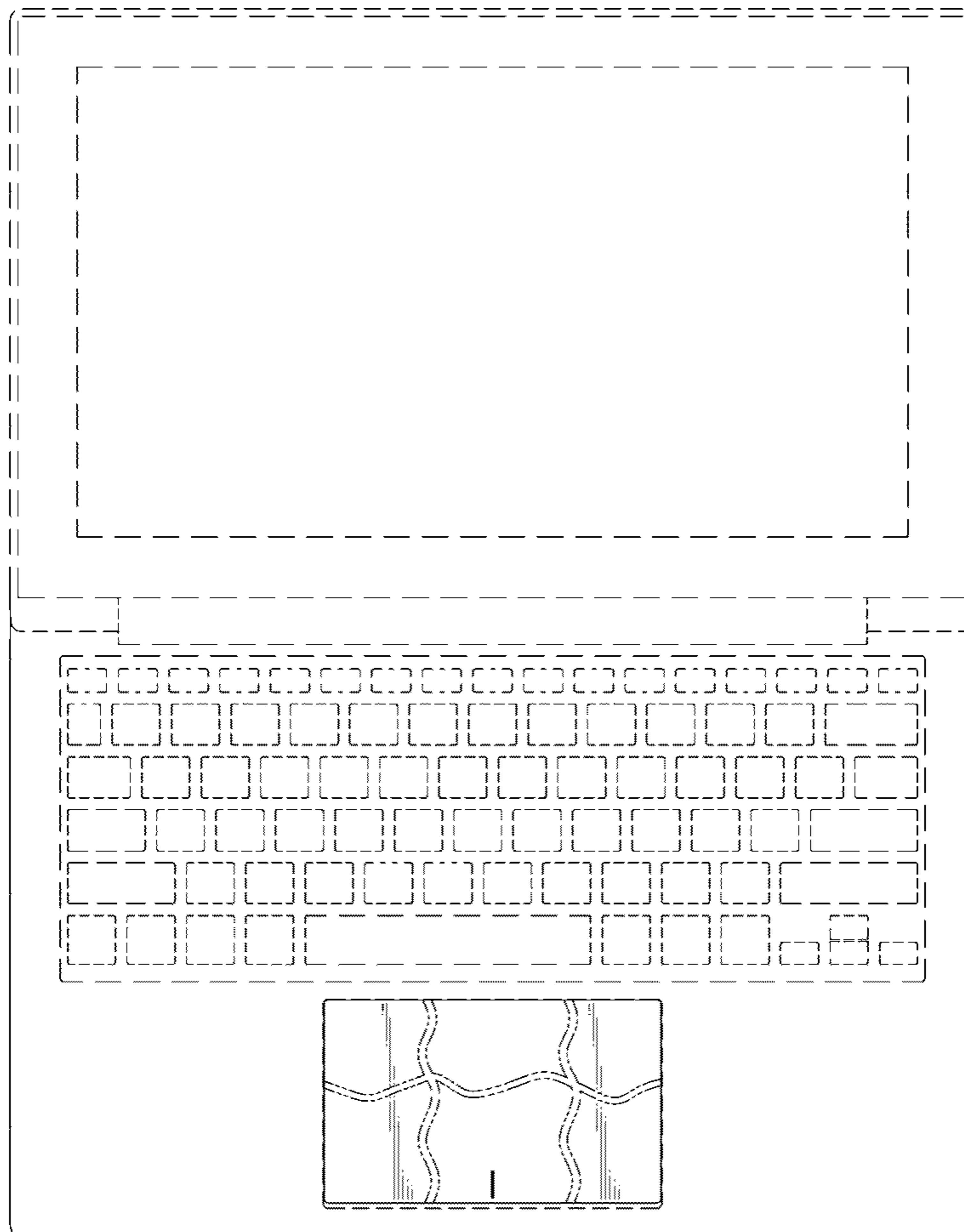


FIG. 7




FIG. 8