

US00D716786S

(12) **United States Design Patent**
Wilson et al.

(10) **Patent No.:** **US D716,786 S**
(45) **Date of Patent:** **** Nov. 4, 2014**

(54) **PORTABLE ELECTRONIC DEVICE CASE**
(71) Applicant: **Wimo Labs LLC**, Chicago, IL (US)
(72) Inventors: **Scott Harold Wilson**, Chicago, IL (US);
Dennis Matthew Puhalla, Chicago, IL (US);
Jon Godston, Chicago, IL (US);
Kevin Gerard Brennan, Wheaton, IL (US)

6,094,785 A 8/2000 Montgomery et al.
6,317,313 B1 11/2001 Mosgrove et al.
6,415,138 B2 7/2002 Sirola et al.
6,525,928 B1 2/2003 Madsen et al.
6,536,589 B2 3/2003 Chang
6,646,864 B2 11/2003 Richardson
6,659,274 B2 12/2003 Enners

(Continued)

(73) Assignee: **Wimo Labs LLC**, Chicago, IL (US)
(**) Term: **14 Years**

EP 0527712A1 A1 2/1993
KR 200421862 7/2006

FOREIGN PATENT DOCUMENTS

(21) Appl. No.: **29/493,685**
(22) Filed: **Jun. 12, 2014**

OTHER PUBLICATIONS

International Search Report of International Patent Application Publication No. WO2013/188342, dated Sep. 24, 2013, pp. 1-2.

Related U.S. Application Data

(63) Continuation of application No. 29/424,390, filed on Jun. 12, 2012, now Pat. No. Des. 709,057.

Primary Examiner — Deanna L Pratt

Assistant Examiner — Lilyana Bekic

(51) **LOC (10) Cl.** **14-03**
(52) **U.S. Cl.**
USPC **D14/250**

(74) *Attorney, Agent, or Firm* — Neal, Gerber & Eisenberg LLP

(58) **Field of Classification Search**
USPC D14/250, 138 AA, 138 AB, 138 AD,
D14/138 G, 217, 238.1, 248, 251–253, 346,
D14/356, 440, 496, 203.5, 203.8; D13/103,
D13/107, 108; D3/201, 218, 247, 269, 273,
D3/301, 303; 455/575.1, 575.8; 206/305,
206/320, 251, 45.2

(57) **CLAIM**

The ornamental design for a portable electronic device case, as shown and described.

See application file for complete search history.

DESCRIPTION

(56) **References Cited**

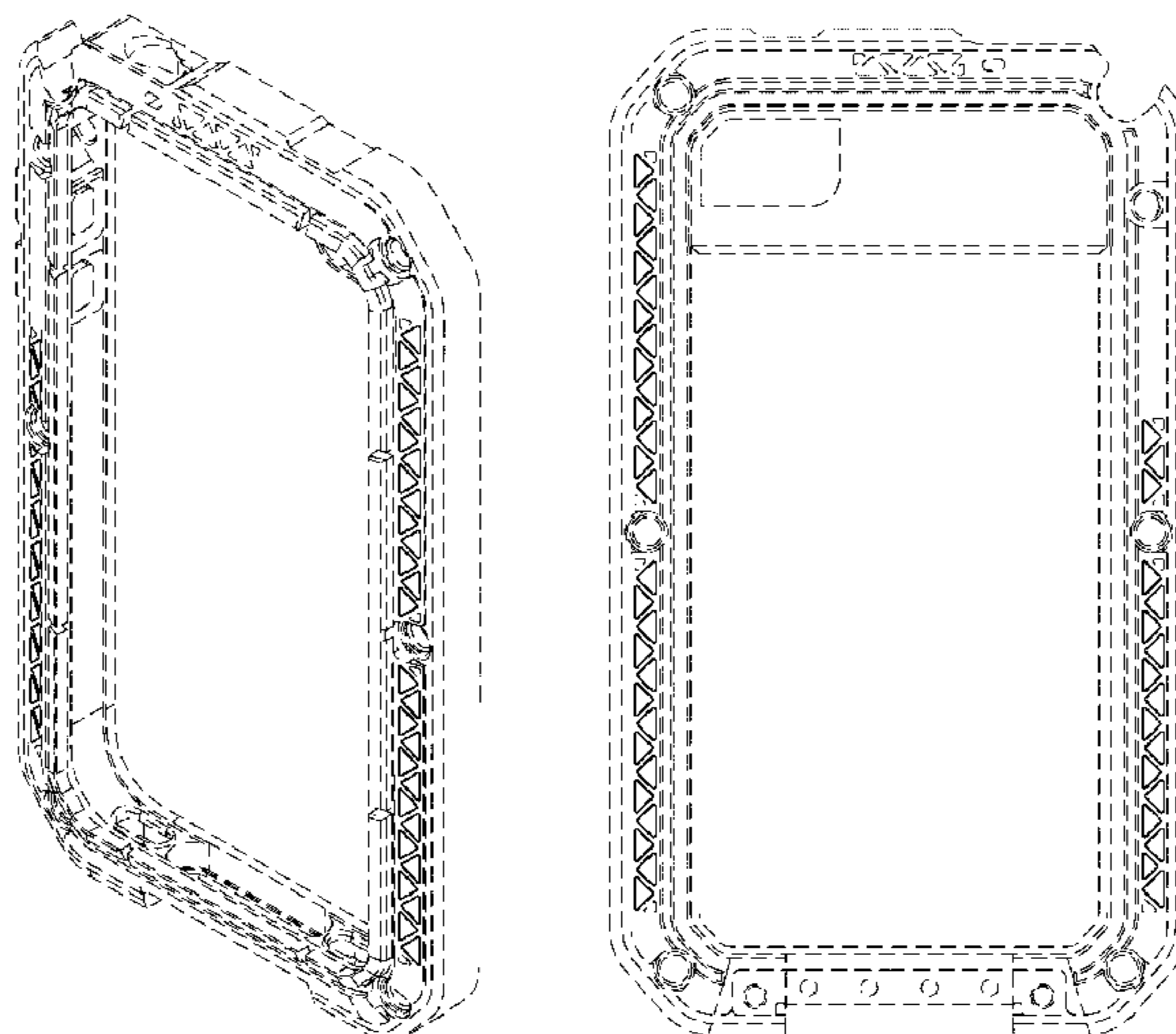
U.S. PATENT DOCUMENTS

320,567 A * 6/1885 Lord 52/388
D144,114 S 3/1946 Kaphan
4,168,924 A * 9/1979 Draper et al. 404/70
D377,398 S * 1/1997 Adam D25/158
6,068,119 A 5/2000 Derr et al.

FIG. 1 is a front perspective view of a portable electronic device case showing our new design; FIG. 2 is a front side elevation view; FIG. 3 is a rear side elevation view; FIG. 4 is a right side elevation view; FIG. 5 is a left side elevation view; FIG. 6 is a top side plan view; FIG. 7 is a bottom side plan view; and, FIG. 8 is a rear perspective view.

The broken lines in the drawings illustrate portions of the portable electronic device case that form no part of the claimed design.

1 Claim, 6 Drawing Sheets



(56)

References Cited

U.S. PATENT DOCUMENTS

6,995,976 B2	2/2006	Richardson	D671,932 S	12/2012	Azoulay
7,158,376 B2	1/2007	Richardson et al.	8,328,008 B2	12/2012	Diebel et al.
7,180,735 B2	2/2007	Thomas et al.	D675,161 S	1/2013	Rayner
7,230,823 B2	6/2007	Richardson et al.	D675,204 S	1/2013	Hofer
7,312,984 B2	12/2007	Richardson et al.	D675,205 S	1/2013	Hofer
7,337,565 B2	3/2008	Tsutsumi et al.	8,342,325 B2	1/2013	Rayner
D580,900 S	11/2008	Wong et al.	D675,604 S	2/2013	Limber
7,449,650 B2	11/2008	Richardson et al.	8,367,235 B2	2/2013	Huang
D589,486 S	3/2009	He	D677,231 S	3/2013	Behling
D589,505 S	3/2009	He	8,393,466 B2	3/2013	Rayner
D600,908 S	9/2009	Richardson et al.	8,395,894 B2	3/2013	Richardson et al.
7,609,512 B2	10/2009	Richardson et al.	D682,239 S *	5/2013	Yeh et al. D14/138 G
7,612,997 B1	11/2009	Diebel et al.	D683,136 S	5/2013	Wilson et al.
7,663,879 B2	2/2010	Richardson et al.	D683,338 S	5/2013	Wilson et al.
D612,827 S	3/2010	Song et al.	8,442,604 B1	5/2013	Diebel
7,688,580 B2	3/2010	Richardson et al.	8,457,701 B2	6/2013	Diebel
D613,718 S	4/2010	Lee et al.	D685,327 S	7/2013	Rayner
D615,536 S	5/2010	Richardson et al.	D685,785 S	7/2013	Seoc et al.
D616,360 S	5/2010	Huang	D687,004 S	7/2013	Behling
D616,361 S	5/2010	Huang	8,483,758 B2	7/2013	Huang
D617,784 S	6/2010	Richardson et al.	8,505,718 B2	8/2013	Griffin, Jr. et al.
D617,785 S	6/2010	Richardson et al.	8,509,864 B1	8/2013	Diebel
D622,250 S	8/2010	Kwon et al.	8,526,180 B2	9/2013	Rayner
7,782,610 B2	8/2010	Diebel et al.	8,531,834 B2	9/2013	Rayner
D624,046 S	9/2010	Lee et al.	8,548,541 B2	10/2013	Rayner
D626,528 S	11/2010	Park et al.	8,564,950 B2	10/2013	Rayner
7,889,489 B2	2/2011	Richardson et al.	8,567,599 B2	10/2013	Beatty et al.
7,889,498 B2	2/2011	Diebel et al.	8,570,737 B2	10/2013	Rayner
D634,741 S	3/2011	Richardson et al.	D697,060 S	1/2014	Yang
7,907,394 B2	3/2011	Richardson et al.	D703,656 S *	4/2014	Witter et al. D14/250
D636,386 S	4/2011	Richardson et al.	D704,684 S *	5/2014	Yeh et al. D14/248
7,933,122 B2	4/2011	Richardson et al.	D704,685 S *	5/2014	Yeh et al. D14/248
D637,992 S	5/2011	Tom et al.	D709,869 S *	7/2014	Witter et al. D14/250
7,957,524 B2	6/2011	Chipping	2006/0049070 A1	3/2006	Johanson
D653,202 S	1/2012	Hasbrook et al.	2009/0139160 A1 *	6/2009	Hill 52/177
D659,094 S	5/2012	Brand et al.	2011/0159324 A1	6/2011	Huang et al.
8,204,561 B2	6/2012	Mongan et al.	2011/0287726 A1	11/2011	Huang
D669,458 S	10/2012	Wilson et al.	2011/0297578 A1	12/2011	Stiehl
D669,892 S	10/2012	Hofer et al.	2012/0043236 A1	2/2012	Szucs et al.
8,286,789 B2	10/2012	Wilson et al.	2013/0043777 A1	2/2013	Rayner
8,312,991 B2	11/2012	Diebel et al.	2013/0092576 A1	4/2013	Rayner
D671,745 S	12/2012	Wyner	2013/0181584 A1	7/2013	Whitten et al.
			2013/0271922 A1	10/2013	Wilson et al.
			2013/0273944 A1	10/2013	Wilson et al.

* cited by examiner




FIG. 1




FIG. 2




FIG. 3




FIG. 4




FIG. 5

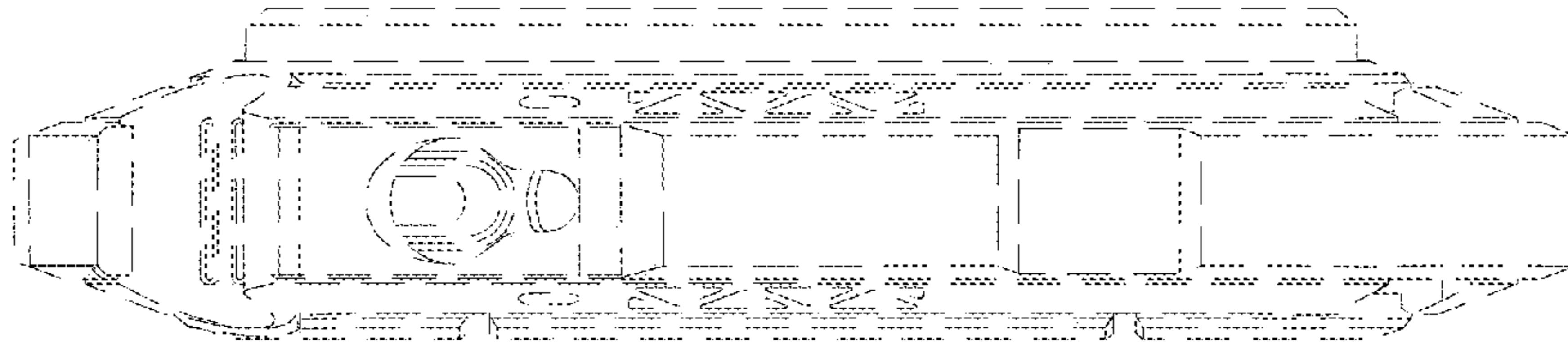


FIG. 6




FIG. 7

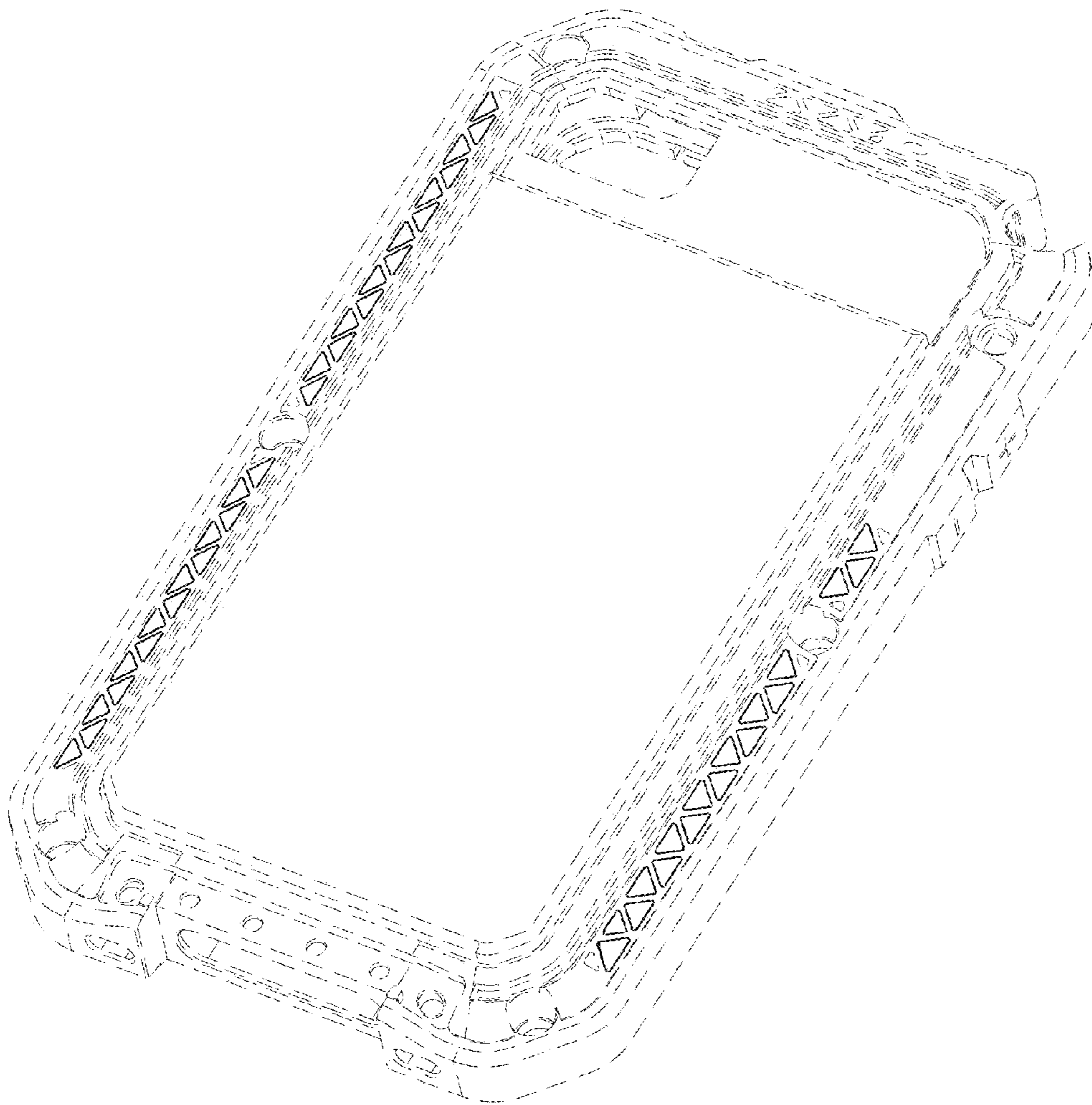


FIG. 8