



US00D716756S

(12) **United States Design Patent**  
**Kim et al.**

(10) **Patent No.:** **US D716,756 S**  
(45) **Date of Patent:** **\*\* Nov. 4, 2014**

(54) **SPEAKER**

(71) Applicant: **LG Electronics Inc.**, Seoul (KR)

(72) Inventors: **Jinhee Kim**, Seoul (KR); **Jongho Kim**, Seoul (KR)

(73) Assignee: **LG Electronics Inc.**, Seoul (KR)

(\*\*) Term: **14 Years**

(21) Appl. No.: **29/459,885**

(22) Filed: **Jul. 3, 2013**

(51) **LOC (10) Cl.** ..... **14-03**

(52) **U.S. Cl.**  
USPC ..... **D14/204**

(58) **Field of Classification Search**

CPC ..... H04M 1/03; H04M 1/035; H04R 1/02;  
H04R 1/06; H04R 1/021; H04R 1/025;  
H04R 1/026; H04R 1/105; H04R 1/323;  
H04R 1/345; H04R 1/403; H04R 1/2803;  
H04R 1/2834; H04R 5/02; H04R 7/20;  
H04R 9/06; H04R 9/025; H04R 2201/021;  
H04R 2400/07; H04R 2499/11; H04R  
2499/13; H04R 2944/15; G06F 1/1688;  
H04N 5/642; H04N 21/4852; H04S 3/00;  
H04S 7/30; B60R 11/0217  
USPC ..... D14/167, 168, 170–172, 188, 194–196,  
D14/204, 207, 209.1, 210–216, 219, 221,  
D14/222, 224, 496; 181/143, 144, 147, 148,  
181/150, 153, 157, 198, 199; 381/300–303,  
381/306, 332, 333, 336, 345, 361–364,  
381/386–388; 369/6–12

See application file for complete search history.

(56) **References Cited**

U.S. PATENT DOCUMENTS

D505,131 S \* 5/2005 Lee et al. .... D14/215  
D519,491 S \* 4/2006 Allen ..... D14/212  
D638,823 S \* 5/2011 Schindler ..... D14/214  
D643,002 S \* 8/2011 Choi et al. .... D14/126

\* cited by examiner

*Primary Examiner* — Keli L Hill

(74) *Attorney, Agent, or Firm* — Birch, Stewart, Kolasch & Birch, LLP

(57) **CLAIM**

The ornamental design for a speaker, as shown and described.

**DESCRIPTION**

FIG. 1 is a perspective view of a speaker showing our new design;  
FIG. 2 is a front view thereof;  
FIG. 3 is a rear view thereof;  
FIG. 4 is a left side view thereof where the right side view is a mirror image;  
FIG. 5 is a top plan view thereof;  
FIG. 6 is a bottom plan view thereof; and,  
FIG. 7 is a reference perspective view thereof showing the state of using that the speaker is attached to the stand at the bottom of the television.  
The broken lines shown are included for the purpose of illustrating portions of the speaker that form no part of the claim.

**1 Claim, 5 Drawing Sheets**

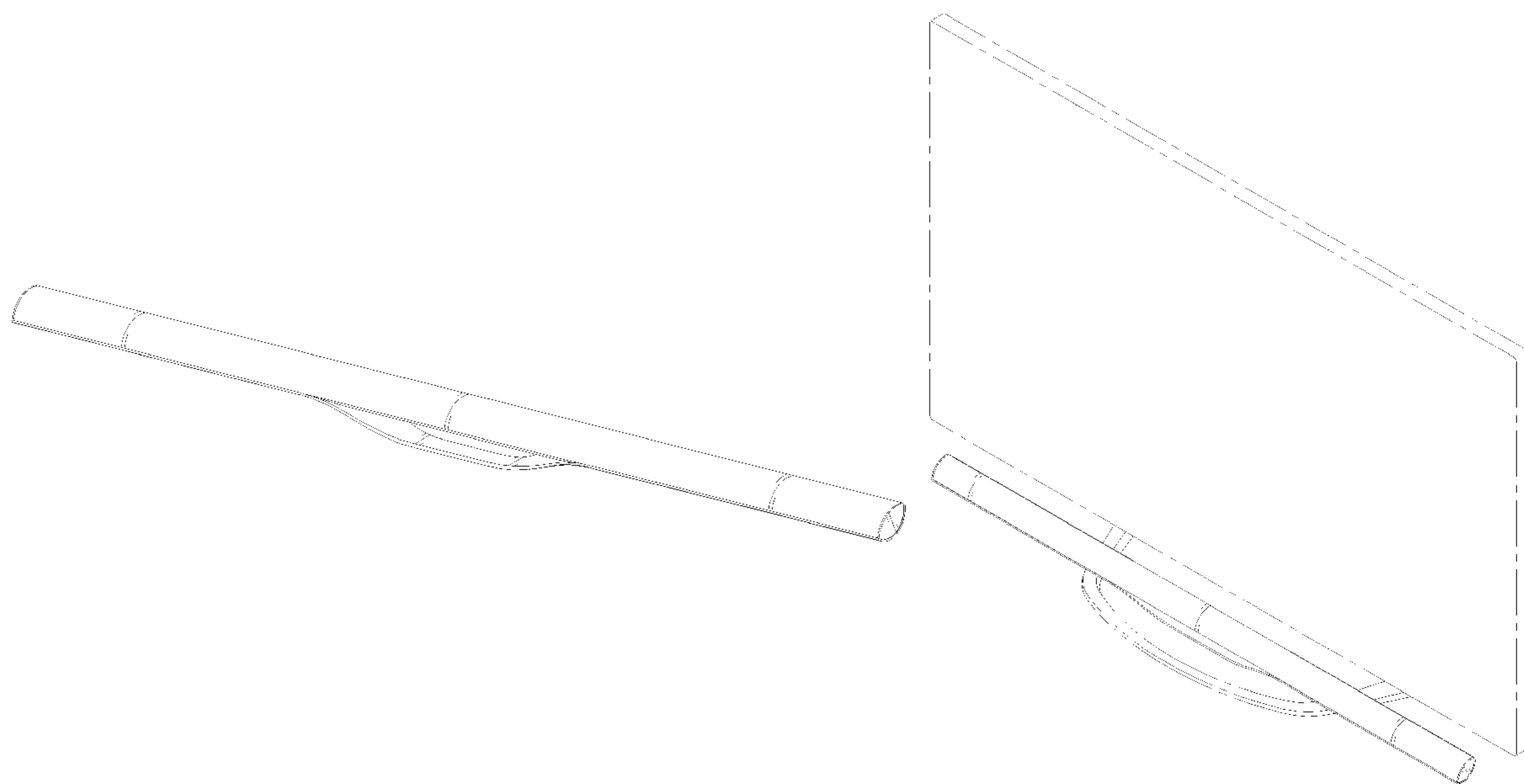


FIG. 1

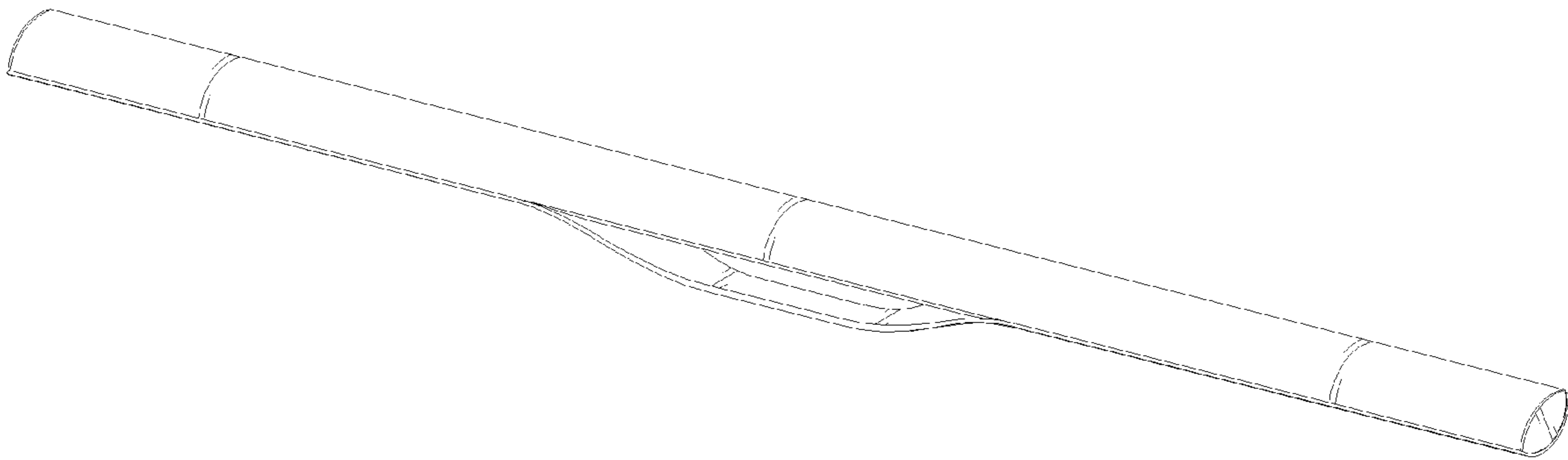


FIG. 2

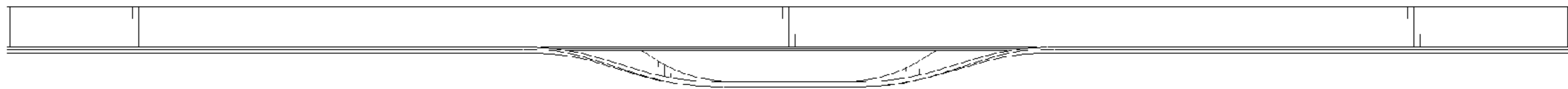
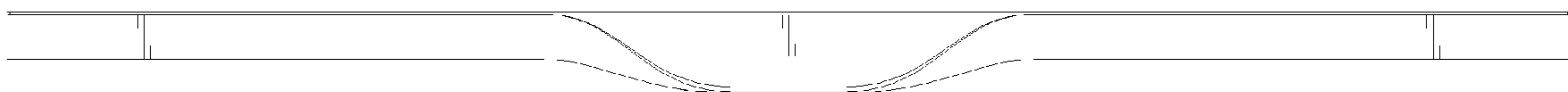


FIG. 3



**FIG. 4**

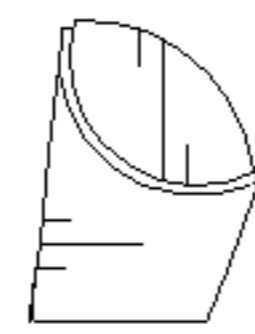


FIG. 5

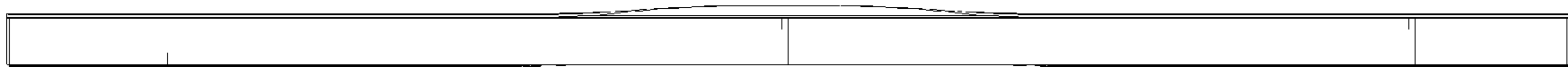


FIG. 6

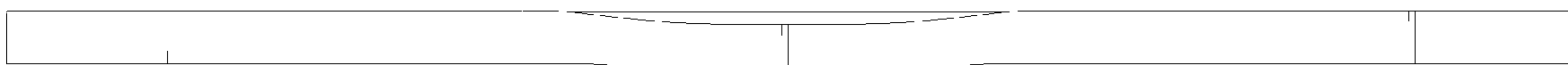


FIG. 7

