



US00D716747S

(12) **United States Design Patent**  
**Kleiner et al.**

(10) **Patent No.:** **US D716,747 S**

(45) **Date of Patent:** **\*\* Nov. 4, 2014**

(54) **HANDSET**

(71) Applicant: **Nokia Corporation**, Espoo (FI)

(72) Inventors: **Gerd Kleiner**, Beijing (CN); **Phillip Yoon**, Beijing (CN)

(73) Assignee: **Nokia Corporation**, Espoo (FI)

(\*\*) Term: **14 Years**

(21) Appl. No.: **29/445,576**

(22) Filed: **Feb. 13, 2013**

(51) **LOC (10) Cl.** ..... **14-03**

(52) **U.S. Cl.**  
USPC ..... **D14/138 G**

(58) **Field of Classification Search**  
CPC ..... H04M 1/0202; H04M 1/0235; H04M 1/0237; H04M 1/0239; H04M 2250/52  
USPC ..... D14/138 R, 138 AD, 138 AC, 138 C, D14/138 G, 137, 341-347, 247-248; 455/566, 575.1, 575.3, 575.4  
See application file for complete search history.

(56) **References Cited**

U.S. PATENT DOCUMENTS

D569,837 S \* 5/2008 Baik et al. .... D14/138 G  
D589,021 S \* 3/2009 Millora ..... D14/138 AD  
D602,014 S 10/2009 Andre et al.  
D602,487 S \* 10/2009 Maskatia ..... D14/341  
D606,961 S 12/2009 Aarras  
D633,888 S 3/2011 Eguchi

(Continued)

FOREIGN PATENT DOCUMENTS

IN 214920 2/2008

OTHER PUBLICATIONS

Sony Xperia ion, announced Jan. 2012, [online], [retrieved on Feb. 3, 2012]. Retrieved from Internet ,<URL: <http://www.gsmarena.com>>.\*

(Continued)

*Primary Examiner* — Bridget L Eland

(74) *Attorney, Agent, or Firm* — Banner & Witcoff, Ltd.

(57) **CLAIM**

The ornamental design for a handset, as shown and described.

**DESCRIPTION**

FIG. 1 is a perspective view of a handset showing our new design;

FIG. 2 is a front view thereof;

FIG. 3 is a rear view thereof;

FIG. 4 is a left side view thereof;

FIG. 5 is a right side view thereof;

FIG. 6 is a top view thereof;

FIG. 7 is a bottom view thereof;

FIG. 8 is a perspective view of a handset showing our new design;

FIG. 9 is a front view thereof;

FIG. 10 is a rear view thereof;

FIG. 11 is a left side view thereof;

FIG. 12 is a right side view thereof;

FIG. 13 is a top view thereof;

FIG. 14 is a bottom view thereof;

FIG. 15 is a perspective view of a handset showing our new design;

FIG. 16 is a front view thereof;

FIG. 17 is a rear view thereof;

FIG. 18 is a left side view thereof;

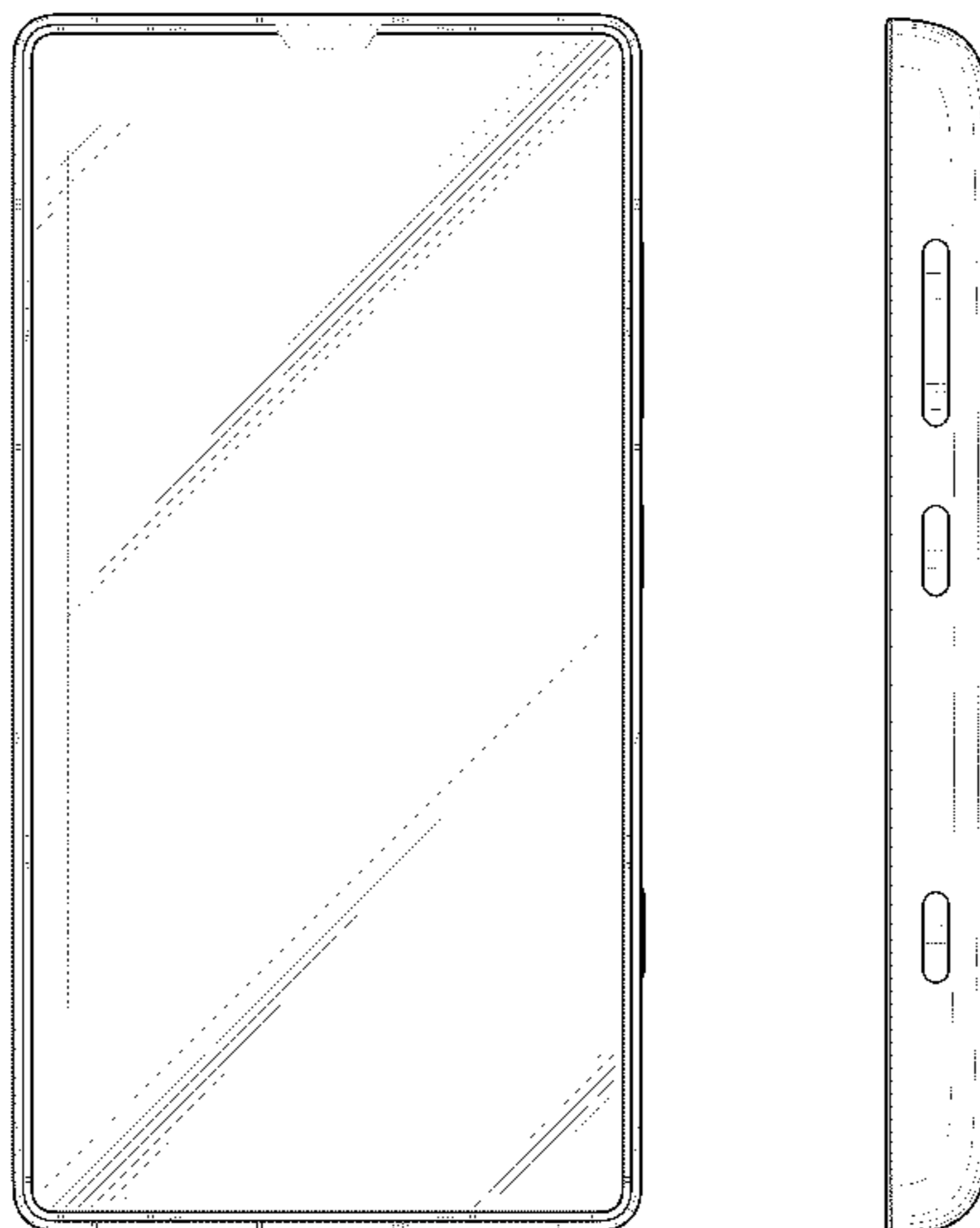
FIG. 19 is a right side view thereof;

FIG. 20 is a top view thereof; and,

FIG. 21 is a bottom view thereof.

The broken lines immediately adjacent the shaded areas, encompassing unshaded regions, represent the bounds of the claimed design; the broken lines form no part of the claimed design.

**1 Claim, 15 Drawing Sheets**



(56)

References Cited

OTHER PUBLICATIONS

U.S. PATENT DOCUMENTS

D635,954 S 4/2011 Aarras  
 D635,967 S 4/2011 Montin et al.  
 D636,364 S 4/2011 Sandberg  
 D636,769 S \* 4/2011 Wood et al. .... D14/341  
 D637,992 S 5/2011 Tom et al.  
 D650,350 S 12/2011 Wong  
 D651,998 S 1/2012 Marsh  
 D652,000 S 1/2012 Liu  
 D652,403 S 1/2012 Fahlgren et al.  
 D652,418 S \* 1/2012 Rashid et al. .... D14/341  
 D654,074 S \* 2/2012 Wood et al. .... D14/341  
 D658,620 S 5/2012 Lylyk  
 D662,486 S 6/2012 Faoro  
 D665,761 S 8/2012 Russo  
 D665,764 S 8/2012 Shi et al.  
 D669,053 S 10/2012 Forsyth  
 D673,131 S \* 12/2012 Sugiyama ..... D14/138 G  
 D677,660 S \* 3/2013 Groene et al. .... D14/341  
 D678,271 S \* 3/2013 Chiu ..... D14/341  
 D683,325 S \* 5/2013 Sugiyama ..... D14/138 G  
 D684,968 S \* 6/2013 Smith et al. .... D14/341  
 D684,969 S \* 6/2013 Smith et al. .... D14/341  
 D689,840 S \* 9/2013 Lu ..... D14/138 G  
 D693,787 S \* 11/2013 Reivo et al. .... D14/138 G  
 D698,327 S \* 1/2014 Lim et al. .... D14/138 G  
 D700,164 S \* 2/2014 Park et al. .... D14/138 G  
 D700,589 S \* 3/2014 Yoo et al. .... D14/138 G  
 D701,850 S \* 4/2014 Kim et al. .... D14/138 G  
 D702,205 S \* 4/2014 Joung et al. .... D14/138 G  
 D703,176 S \* 4/2014 Yoo et al. .... D14/138 G  
 D703,632 S \* 4/2014 Lim et al. .... D14/138 G  
 D707,214 S \* 6/2014 Reivo et al. .... D14/248  
 2007/0287512 A1 \* 12/2007 Kilpi et al. .... 455/575.1  
 2011/0081953 A1 \* 4/2011 Higuchi ..... 455/566  
 2011/0143769 A1 \* 6/2011 Jones et al. .... 455/456.1

Sony Xperia ion LTE, announced Jan. 2012, [online], [retrieved on Dec. 11, 2012]. Retrieved from Internet ,<URL: <http://www.gsmarena.com>>.\*  
 Office Action received in corresponding India Application No. 255746 issued on Sep. 20, 2013. 2 Pages.  
 Nokia N9 by Nokia Corporation, 1 full page of color photograph, disclosed on or about Jun. 2011.  
 Nokia Lumia 800 by Nokia Corporation, 1 full page of color photograph, disclosed on or about Oct. 2011.  
 Nokia N8 by Nokia Corporation, 1 full page of color photograph, disclosed on or about Apr. 2011.  
 Nokia 700 by Nokia Corporation, 1 full page of color photograph, disclosed on or about Aug. 2011.  
 Nokia C5-03 by Nokia Corporation, 1 full page of color photograph, disclosed on or about Oct. 2010.  
 Nokia 500 by Nokia Corporation, 1 full page of color photograph, disclosed on or about Aug. 2011.  
 Nokia E7 by Nokia Corporation, 1 full page of color photograph, disclosed on or about Sep. 2010.  
 Nokia N900 by Nokia Corporation, 1 full page of color photograph, disclosed on or about Aug. 2009.  
 Nokia C6-01 by Nokia Corporation, 1 full page of color photograph, disclosed on or about Sep. 2010.  
 Nokia X6 by Nokia Corporation, 1 full page of color photograph, disclosed on or about Sep. 2009.  
 Nokia 603 by Nokia Corporation, 1 full page of color photograph, disclosed on or about Oct. 2011.  
 Nokia C5-06 by Nokia Corporation, 1 full page of color photograph, disclosed on or about Oct. 2011.  
 Nokia 5530 Xpress Music by Nokia Corporation, 1 full page of color photograph, disclosed on or about Jun. 2009.  
 Nokia 5250 by Nokia Corporation, 1 full page of color photograph, disclosed on or about Aug. 2010.

\* cited by examiner

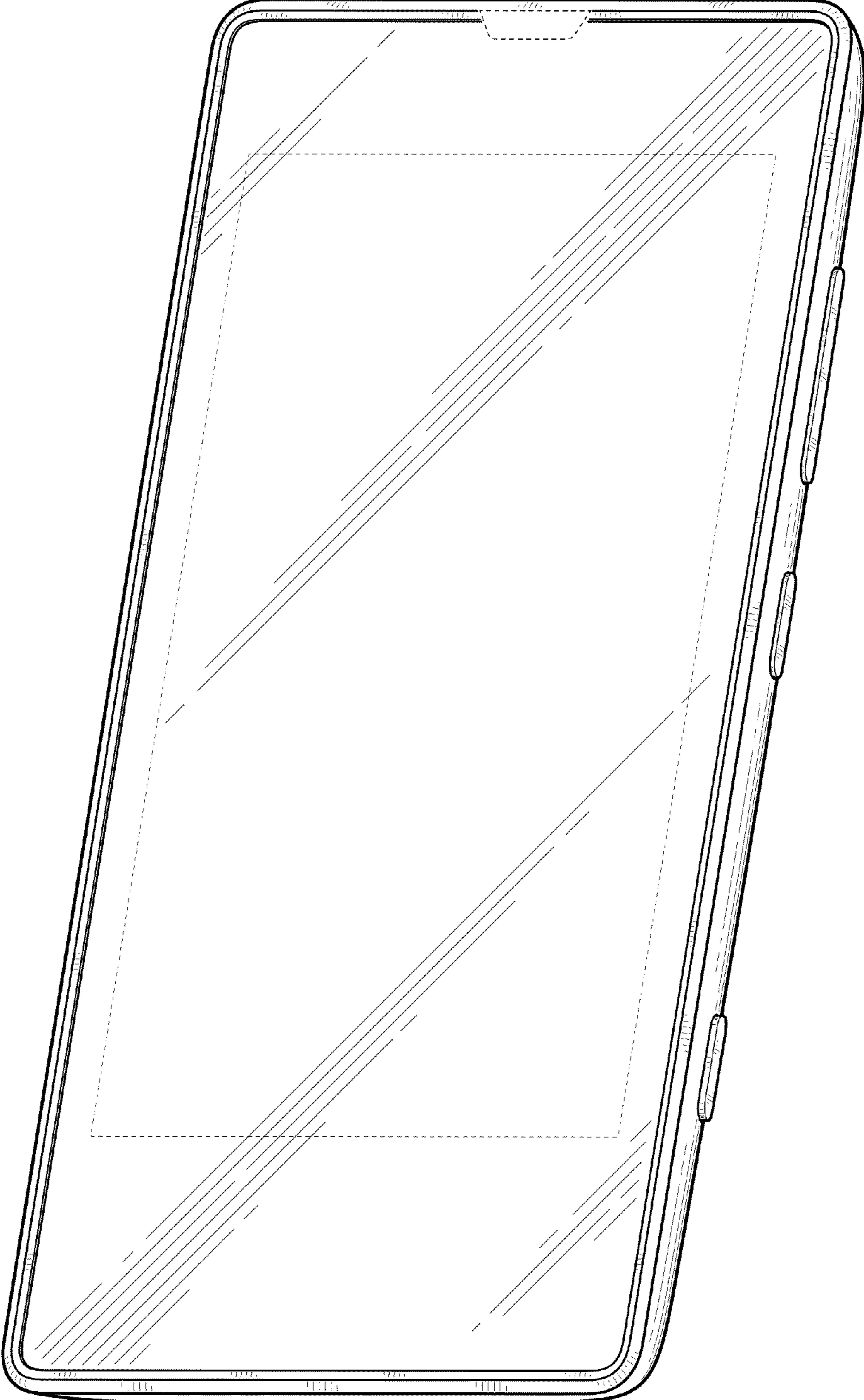


FIG. 1




FIG. 2




FIG. 3




FIG. 4




FIG. 5

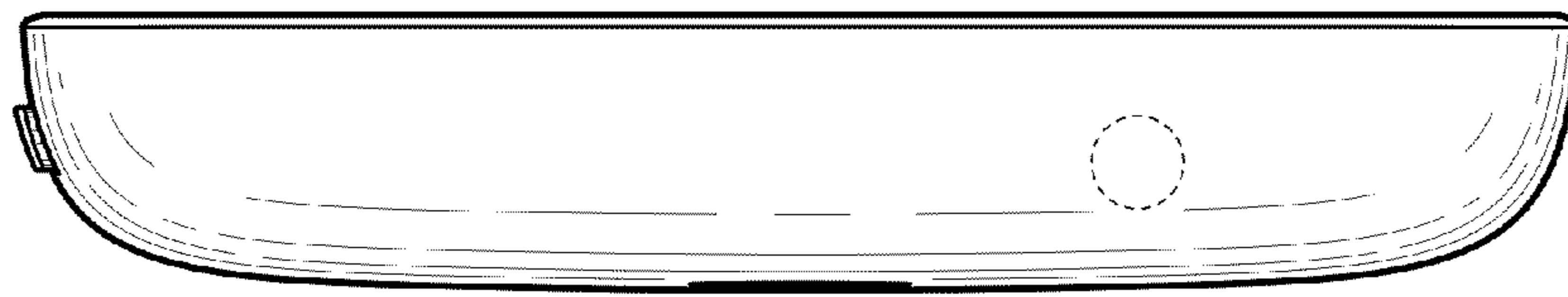


FIG. 6

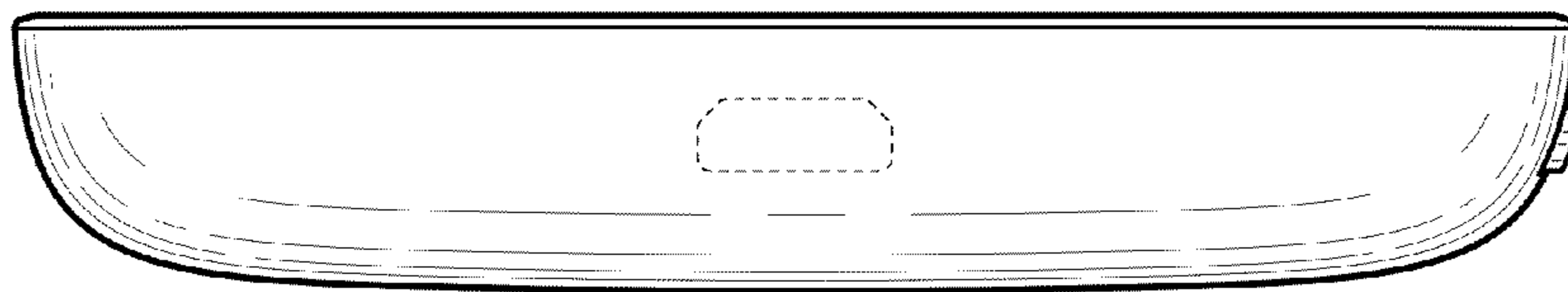


FIG. 7

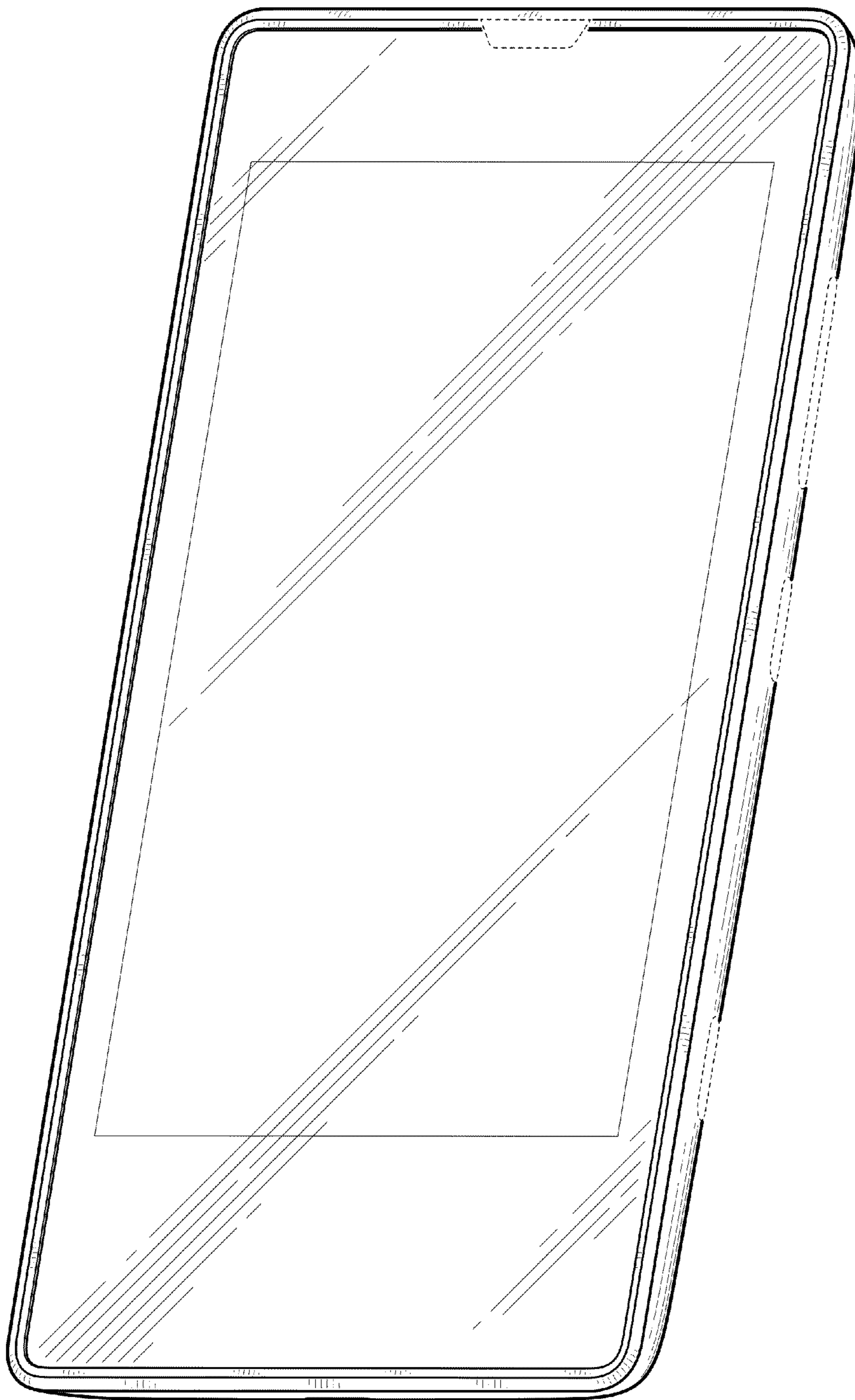


FIG. 8






FIG. 9




FIG. 10




FIG. 11

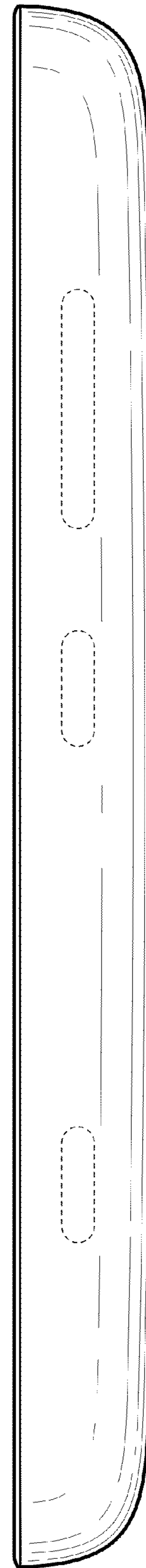


FIG. 12



FIG. 13

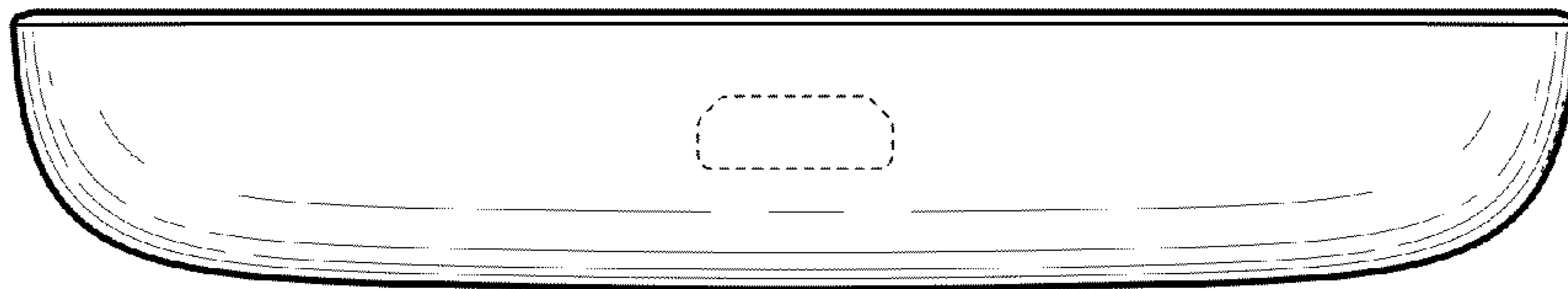


FIG. 14

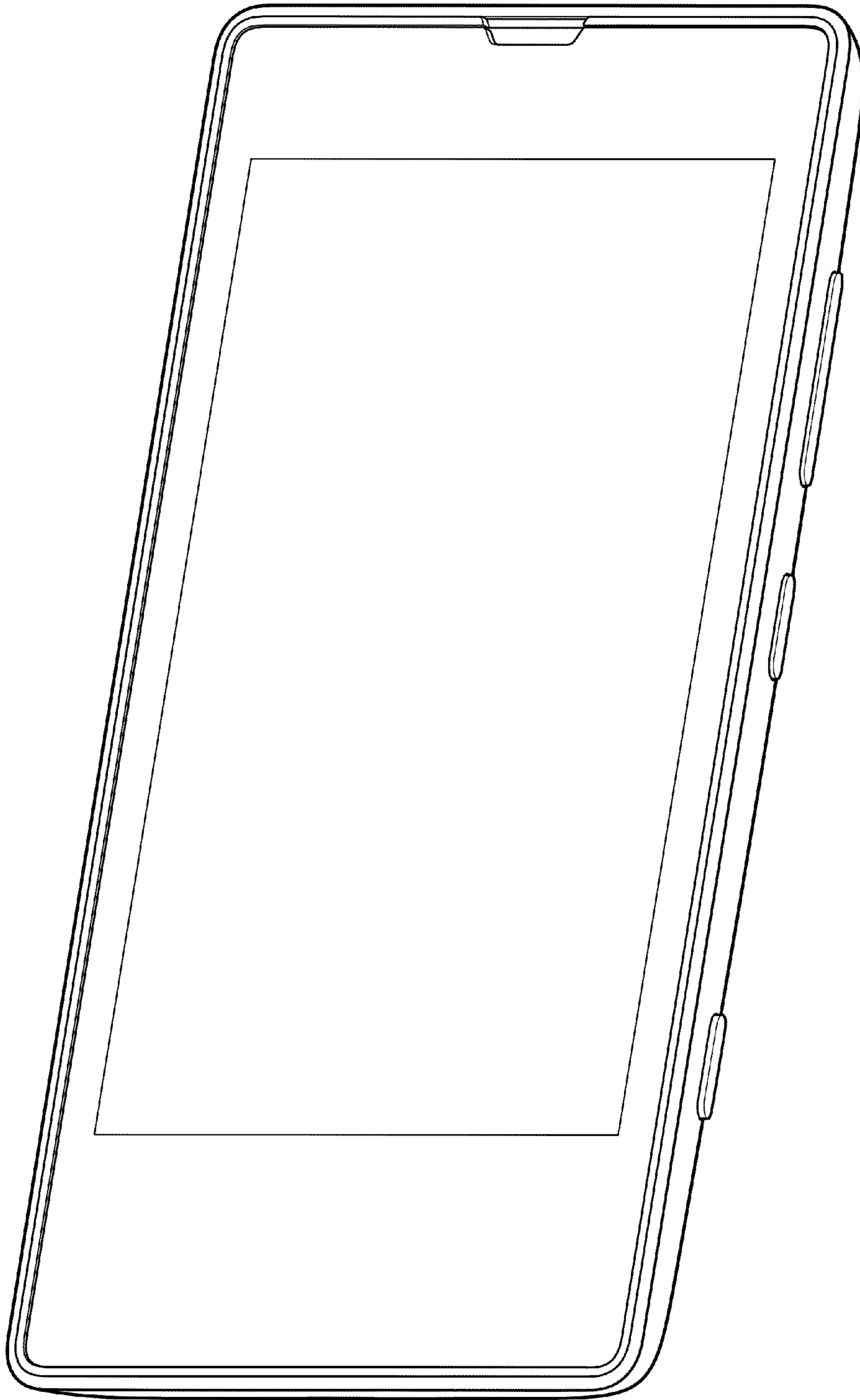


FIG. 15




FIG. 16




FIG. 17




FIG. 18

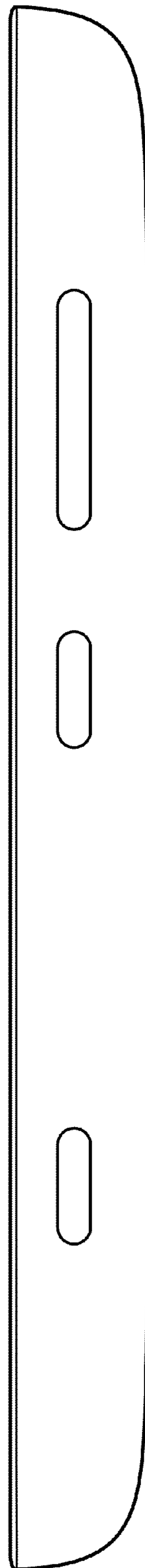


FIG. 19






FIG. 20




FIG. 21