



US00D716725S

(12) **United States Design Patent**
Kaminsky et al.

(10) **Patent No.:** **US D716,725 S**

(45) **Date of Patent:** **** Nov. 4, 2014**

(54) **BATTERY PACK**

(56) **References Cited**

(71) Applicant: **Symbol Technologies, Inc.**,
Schaumburg, IL (US)

U.S. PATENT DOCUMENTS

(72) Inventors: **Michael A Kaminsky**, Hicksville, NY
(US); **Travis G Baldwin**, Dix Hills, NY
(US); **Joseph A Salvi**, Sound Beach, NY
(US)

D402,257	S	*	12/1998	Richards et al.	D13/103
D548,181	S	*	8/2007	Krieger et al.	D13/110
D562,760	S	*	2/2008	Hanks	D13/103
D587,647	S	*	3/2009	Croley et al.	D13/103
D639,729	S	*	6/2011	Cullen et al.	D13/103
D640,974	S	*	7/2011	Kendall et al.	D13/103
D642,977	S	*	8/2011	Kendall et al.	D13/103
D680,061	S	*	4/2013	Jiang et al.	D13/103
D681,550	S	*	5/2013	Corbin	D13/103
D686,981	S	*	7/2013	Koyabu et al.	D13/103
D693,297	S	*	11/2013	Inskeep	D13/108
D704,134	S	*	5/2014	Cullen et al.	D13/103
2002/0195992	A1	*	12/2002	Lee et al.	320/112

(73) Assignee: **Symbol Technologies, Inc.**, Holtsville,
NY (US)

* cited by examiner

(**) Term: **14 Years**

Primary Examiner — Rosemary K Tarcza

(21) Appl. No.: **29/486,404**

(74) *Attorney, Agent, or Firm* — Barbara R. Doutre

(22) Filed: **Mar. 28, 2014**

(57) **CLAIM**

(51) **LOC (10) Cl.** **13-02**

The ornamental design for a battery pack, as shown and described.

(52) **U.S. Cl.**

DESCRIPTION

USPC **D13/103**

(58) **Field of Classification Search**

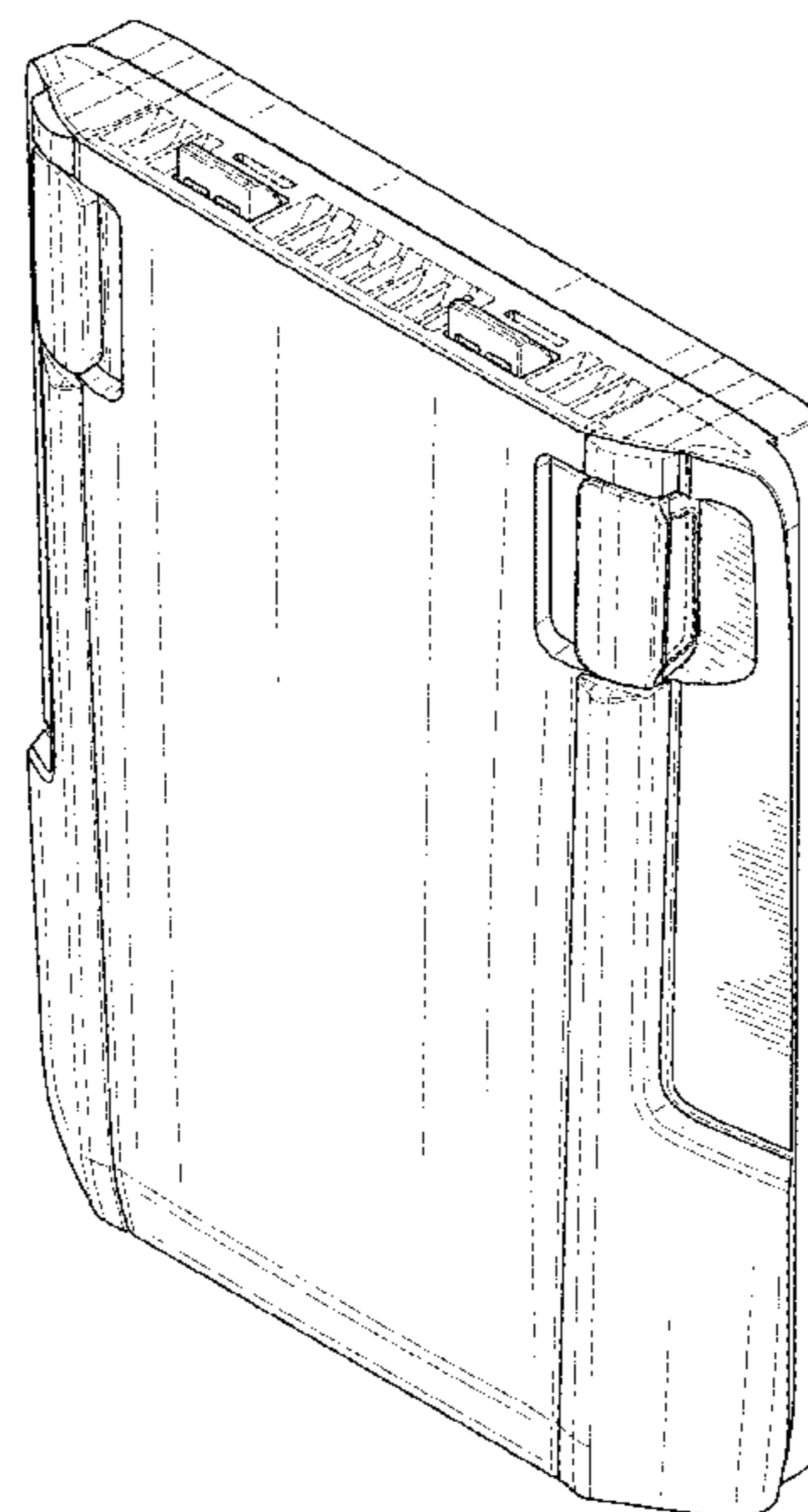
CPC Y02E 60/12; Y02E 60/122; Y02E 60/124;
Y02E 60/50; H01M 2/02; H01M 2/022;
H01M 2/0202; H01M 2/0207; H01M 2/0212;
H01M 2/1061; H01M 2/1022; H01M 2/1055;
H01M 2/1066; H01M 2/105; H01M 2/204;
H01M 10/4257; H01M 10/0436; H01M 10/48
USPC D13/102–106, 110, 118–119, 184, 199;
429/96–100, 156, 163, 176, 122

FIG. 1 is a first perspective view of an ornamental design for a battery pack showing our new design; FIG. 2 is a second perspective view thereof; FIG. 3 is a front view thereof; FIG. 4 is a first side view thereof; FIG. 5 is a second side view thereof; FIG. 6 is a back view thereof; FIG. 7 is a top view thereof; and, FIG. 8 is a bottom view thereof.

The broken lines shown in FIGS. 1-8 are included for the purpose of illustrating environmental elements only and form no part of the claimed design.

See application file for complete search history.

1 Claim, 6 Drawing Sheets



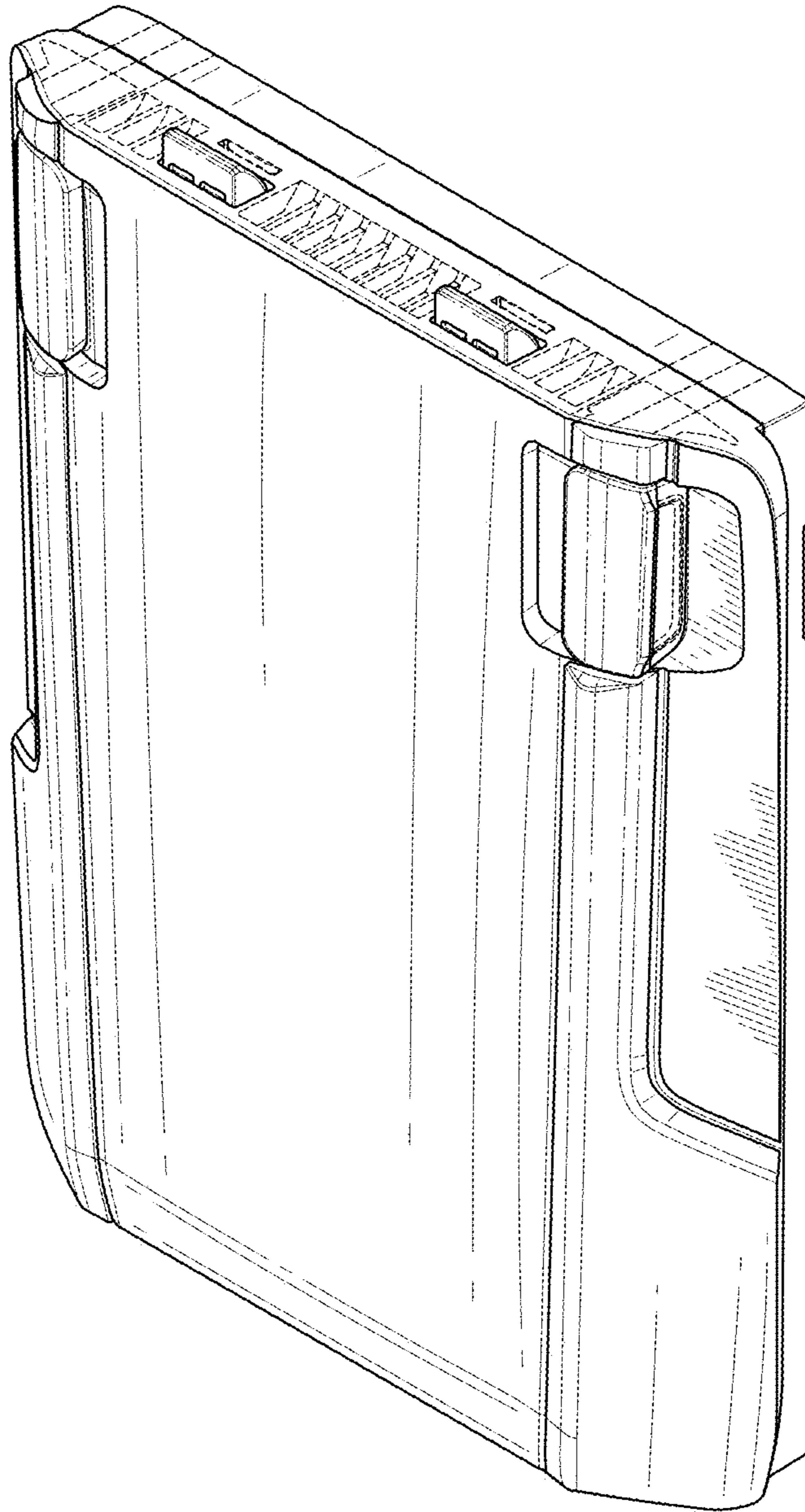


FIG. 1

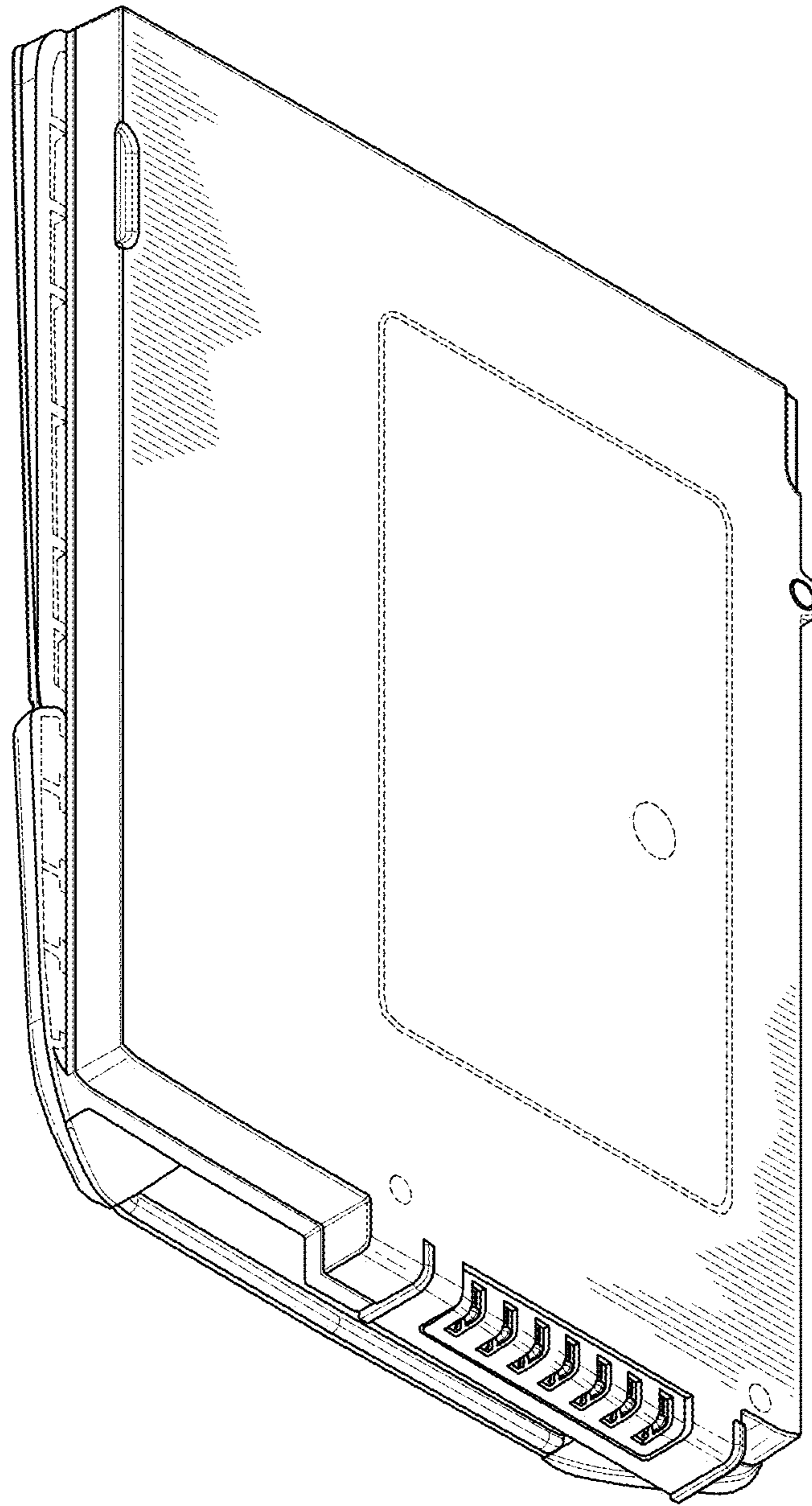


FIG. 2

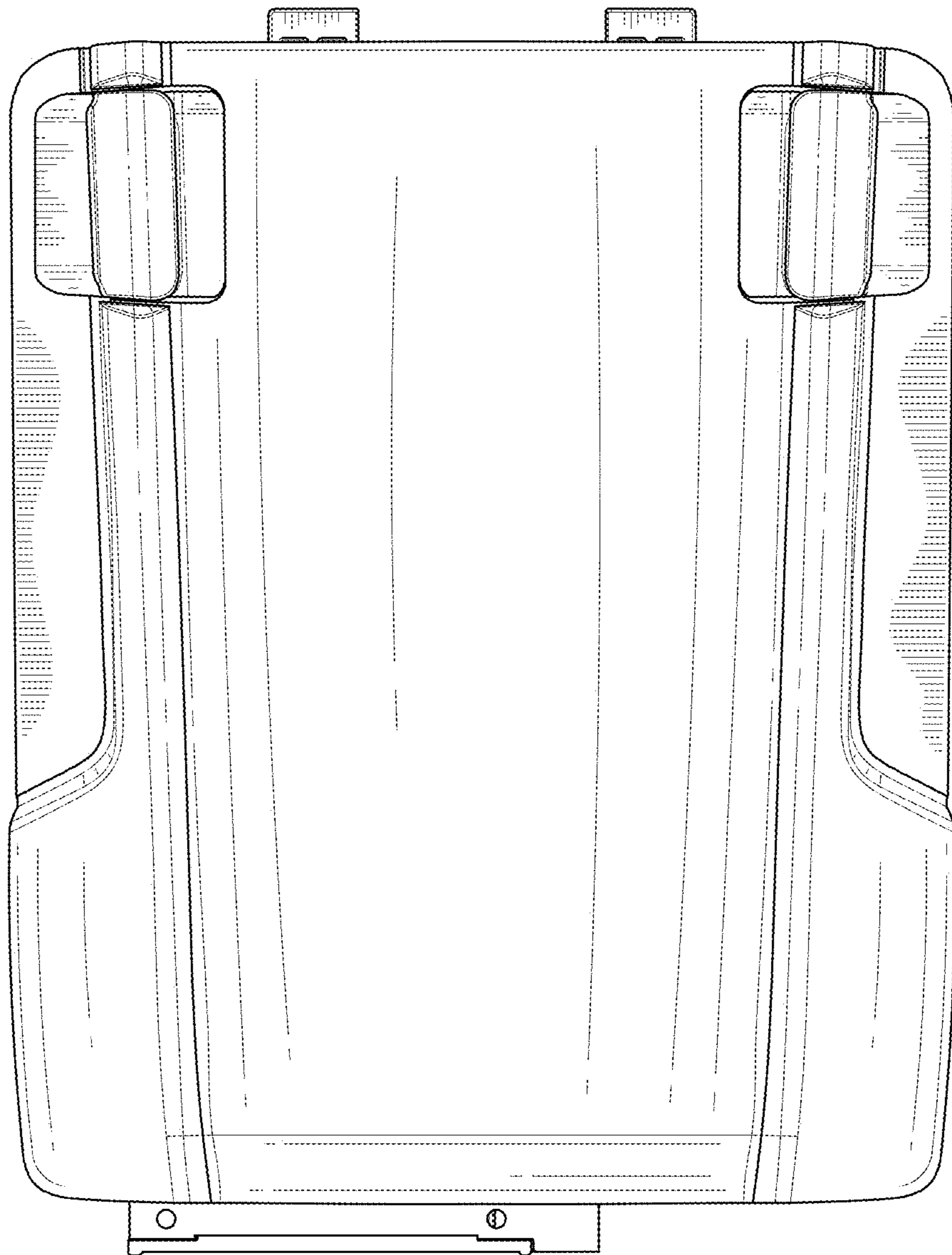


FIG. 3

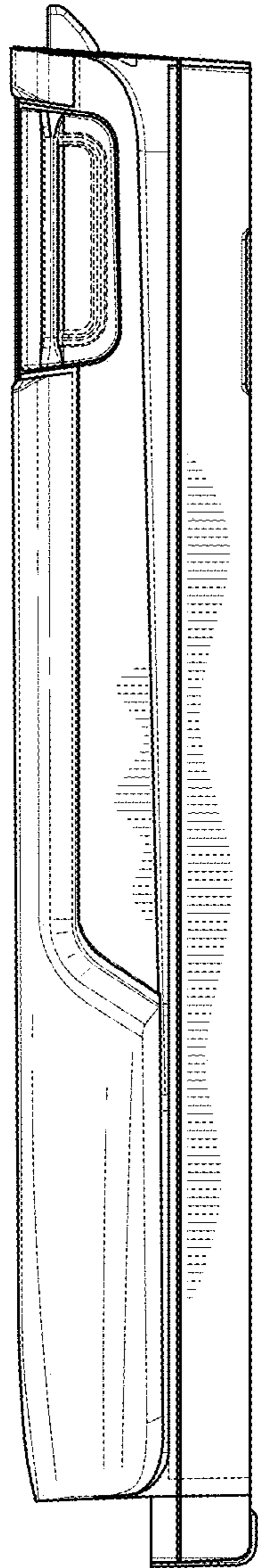


FIG. 4

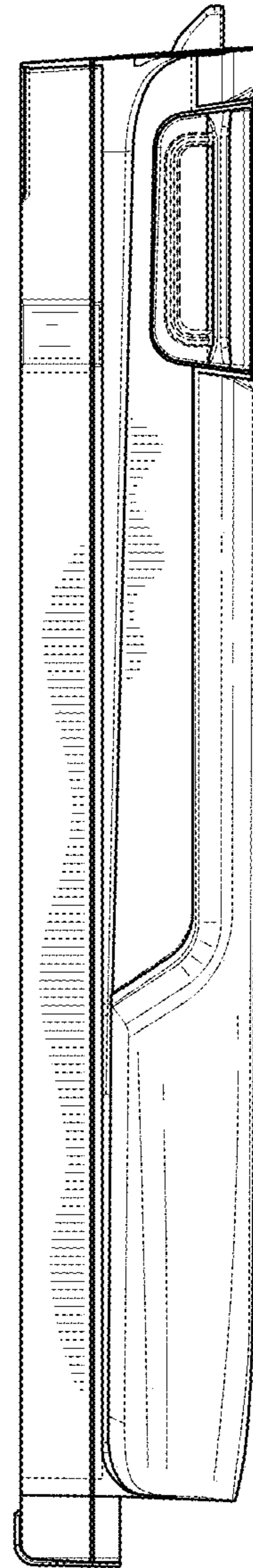


FIG. 5

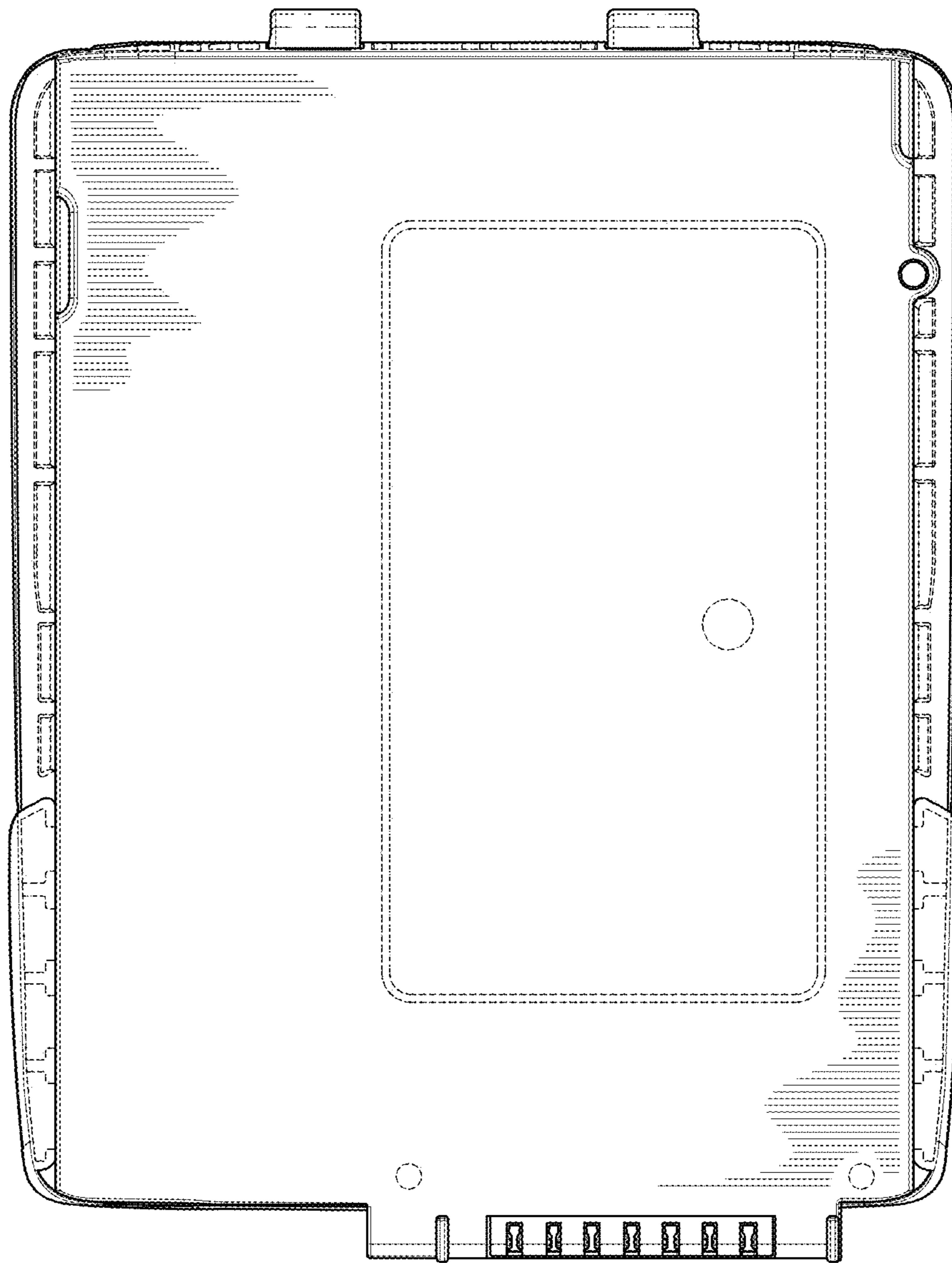


FIG. 6

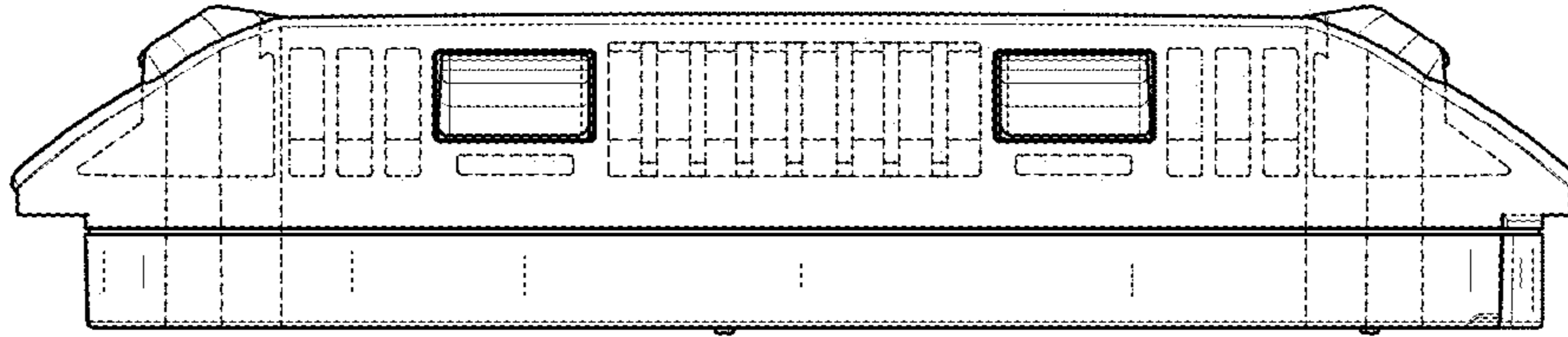


FIG. 7

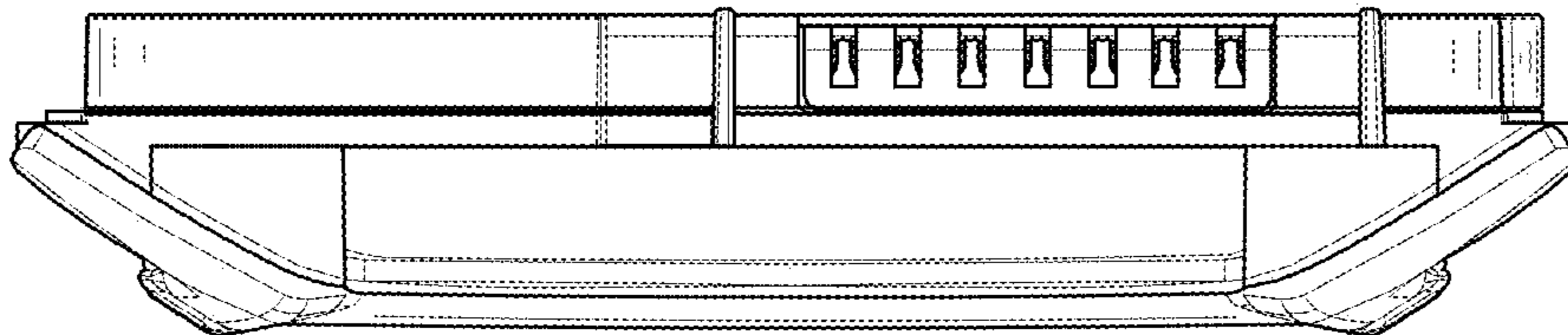


FIG. 8