



US00D716720S

(12) **United States Design Patent**
Seng et al.

(10) **Patent No.:** **US D716,720 S**

(45) **Date of Patent:** **** Nov. 4, 2014**

(54) **TIRE TREAD FOR A VEHICLE TIRE**

(75) Inventors: **Matthias Seng**, Hanover (DE); **Franz Diensthuber**, Hanover (DE)

(73) Assignee: **Continental Reifen Deutschland GmbH**, Hannover (DE)

(**) Term: **14 Years**

(21) Appl. No.: **29/416,666**

(22) Filed: **Mar. 26, 2012**

(30) **Foreign Application Priority Data**

Dec. 8, 2011 (EP) 001959586

(51) **LOC (10) Cl.** **12-15**

(52) **U.S. Cl.**
USPC **D12/563**

(58) **Field of Classification Search**
USPC D12/533-567, 900-901;
152/209.1-209.9, 209.11-209.19,
152/209.21-209.28, 455
See application file for complete search history.

(56) **References Cited**

U.S. PATENT DOCUMENTS

D355,876 S *	2/1995	Diensthuber	D12/563
D362,420 S *	9/1995	Heinen et al.	D12/564
D387,312 S *	12/1997	Himuro et al.	D12/563
D410,218 S *	5/1999	Hitzky et al.	D12/558
D441,696 S *	5/2001	Fierro et al.	D12/563

D449,816 S *	10/2001	Hutz	D12/564
D486,443 S *	2/2004	Maxwell	D12/563
D492,930 S *	7/2004	Maxwell	D12/558
D526,956 S *	8/2006	Welbes et al.	D12/553
D551,613 S *	9/2007	Lo	D12/564
D556,669 S *	12/2007	Fugier et al.	D12/563
D702,625 S *	4/2014	Leconte et al.	D12/564

* cited by examiner

Primary Examiner — Stacia Cadmus

(74) *Attorney, Agent, or Firm* — Laurence A. Greenberg;
Werner H. Stemer; Ralph E. Locher

(57) **CLAIM**

The ornamental design for a tire tread for a vehicle tire, as shown and described.

DESCRIPTION

FIG. 1 is a perspective view of the tire tread for a vehicle tire, showing our new design;

FIG. 2 is a front elevational view thereof;

FIG. 3 is an enlarged partial front view thereof;

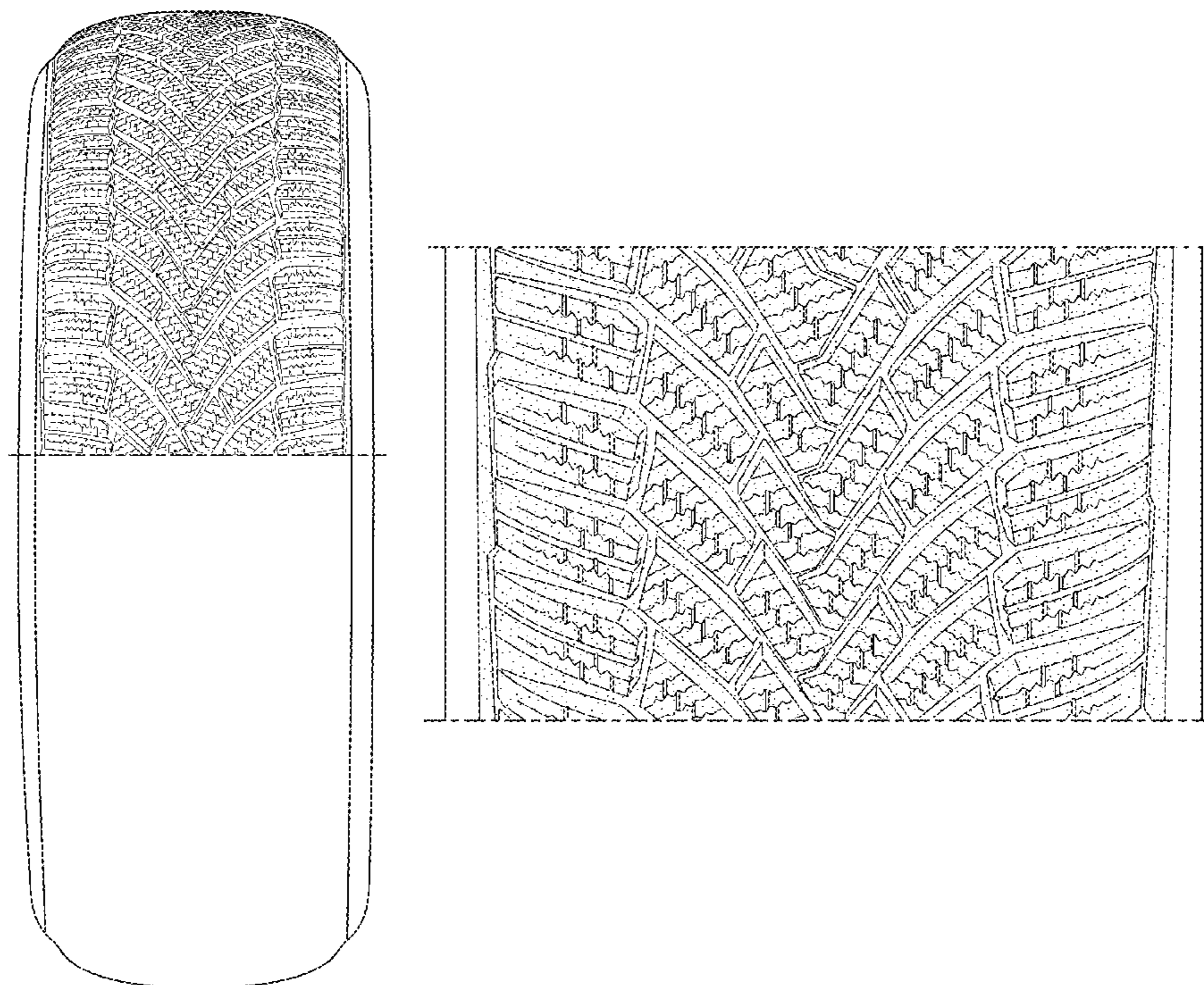
FIG. 4 is a right side elevational view thereof; and,

FIG. 5 is a left side elevational view thereof.

While only portions of the tread design are shown, it should be understood that the tread covers the tire circumferentially in its entirety.

In the drawings, the broken lines defining the inner bead depict environmental structure that forms no part of the claimed design. The broken lines in FIGS. 1-5 that define the boundary of the tread design from the remainder of the tire form no part thereof.

1 Claim, 5 Drawing Sheets



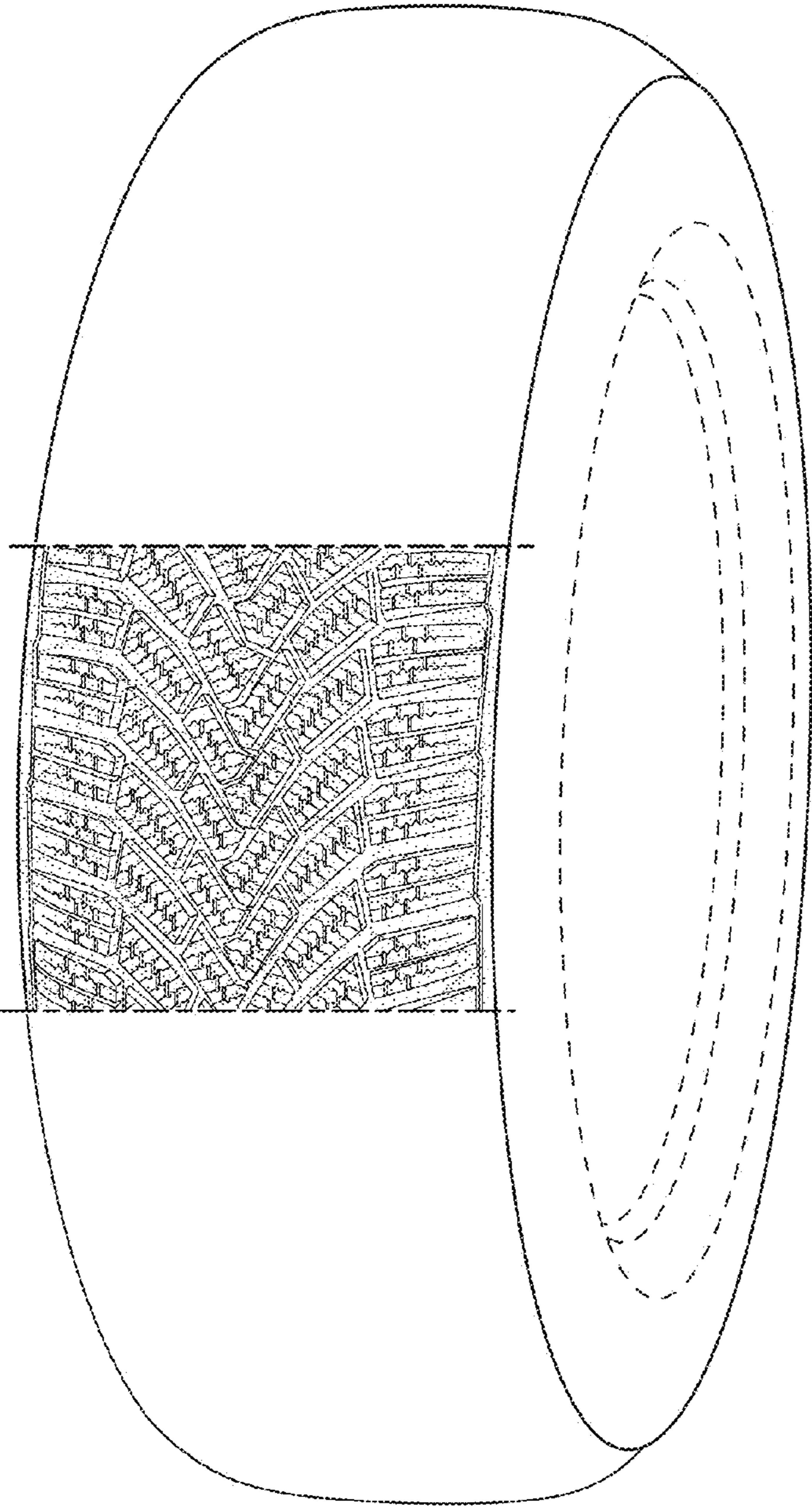


FIG. 1

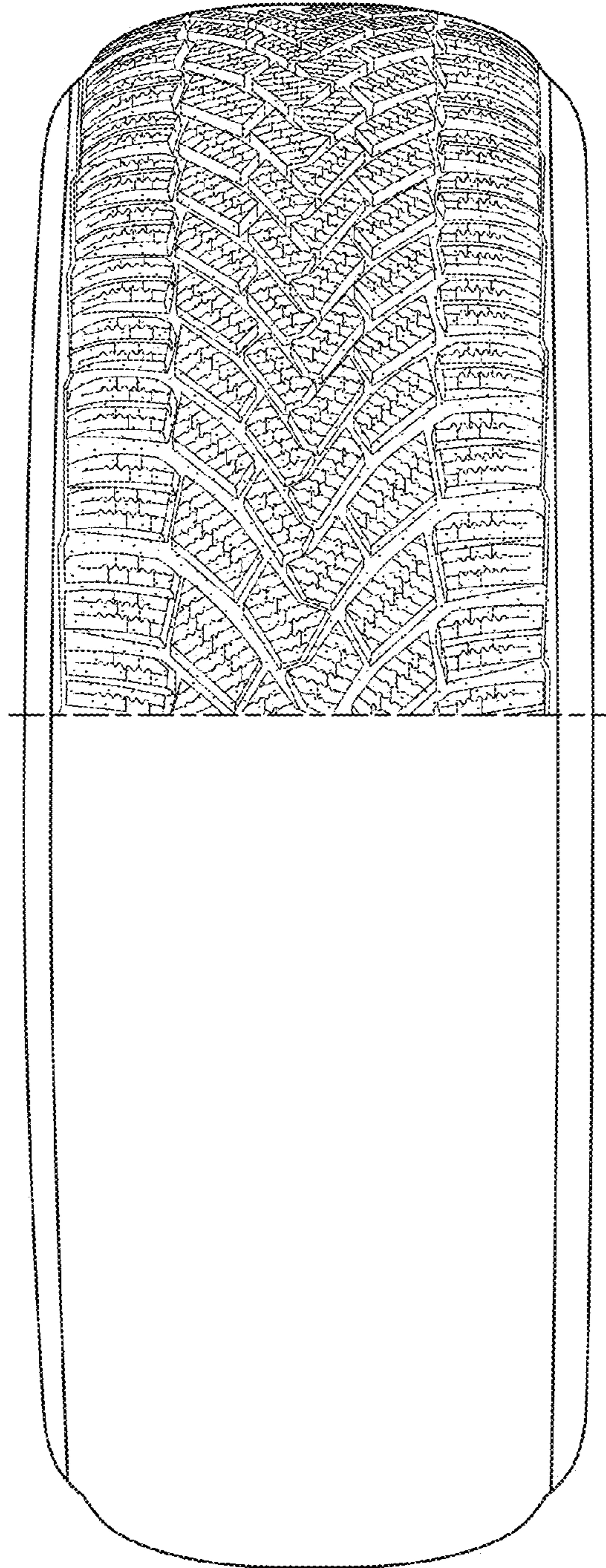


FIG. 2




FIG. 3

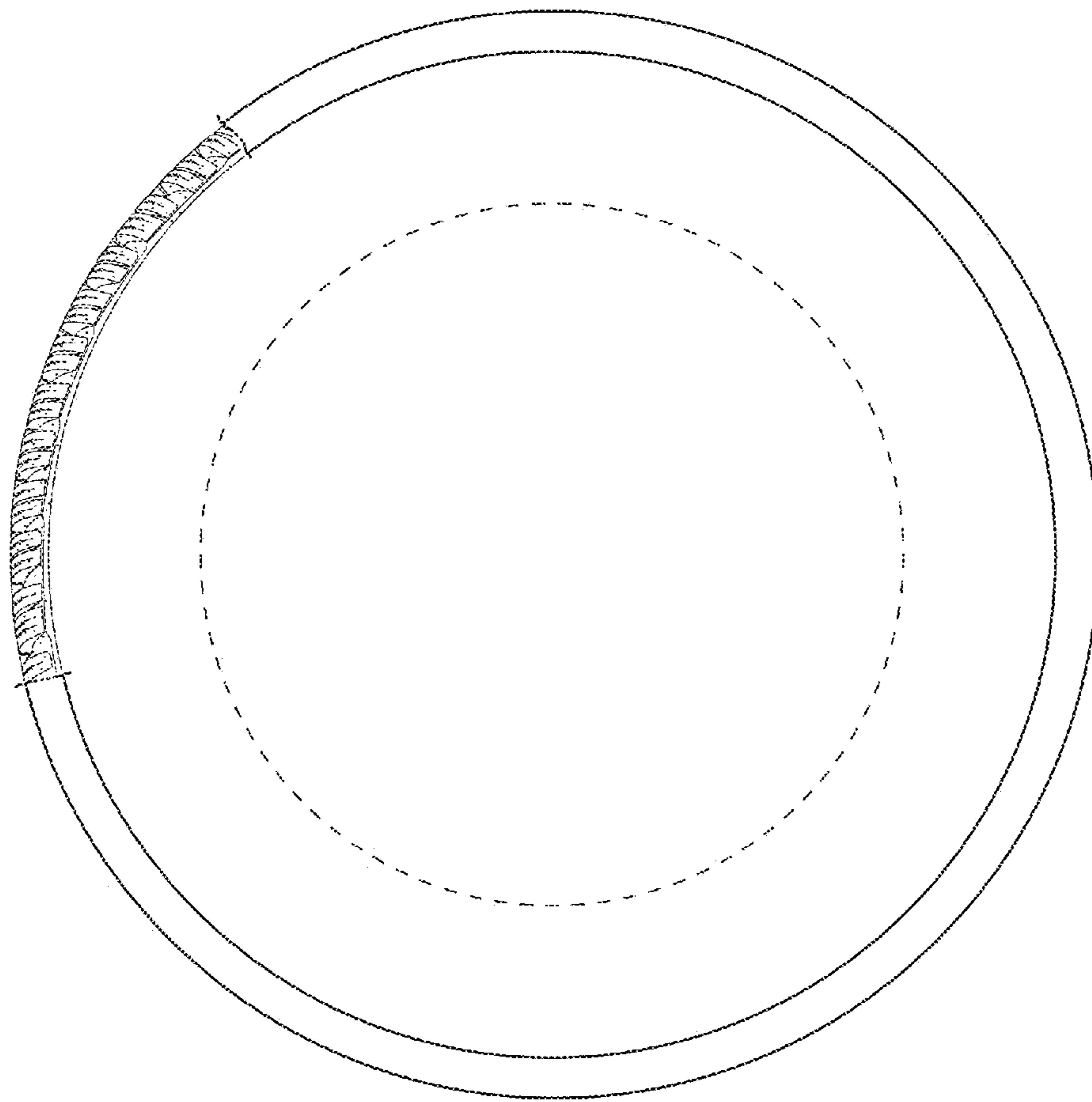


FIG. 4

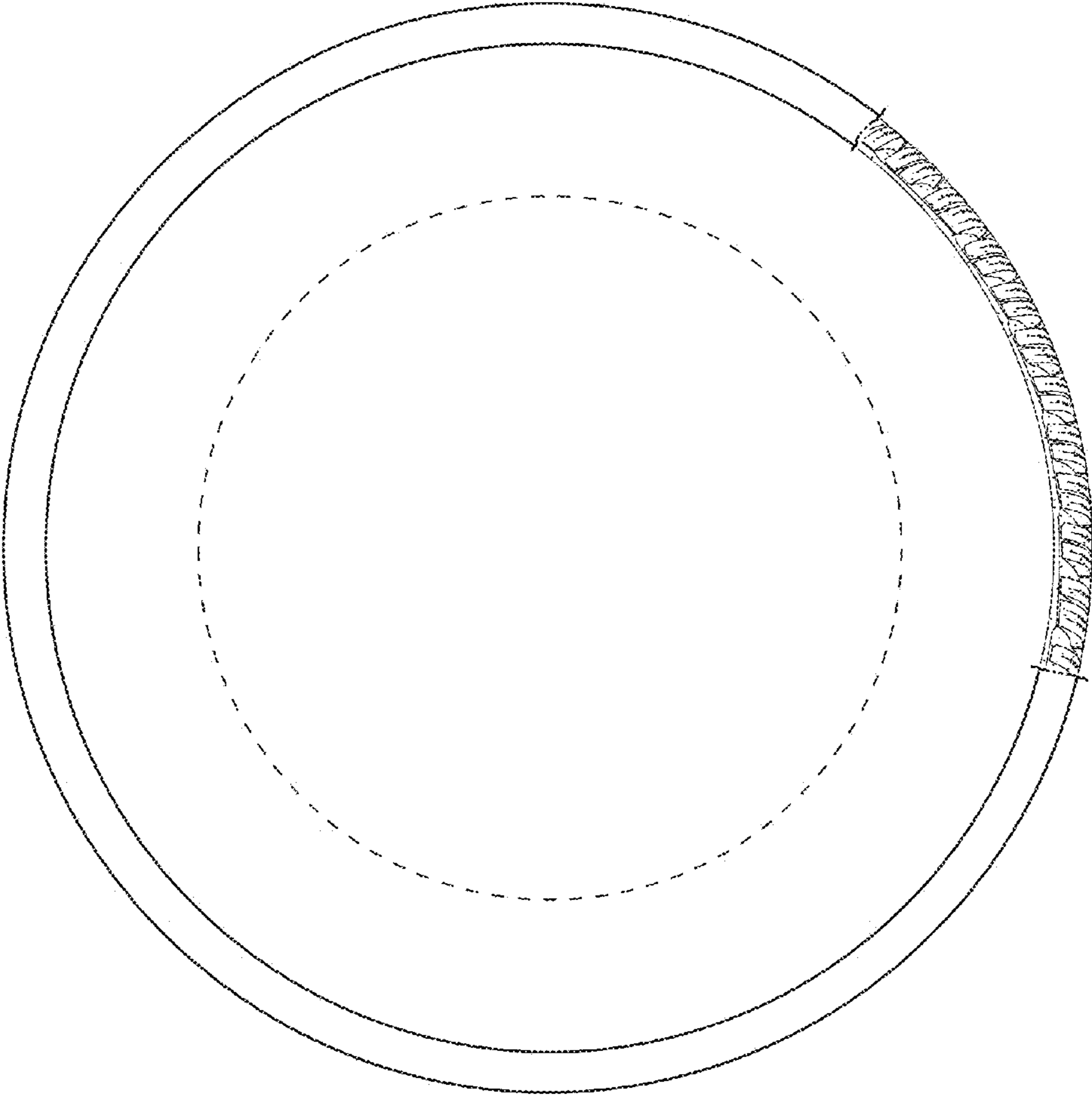


FIG. 5