



US00D716710S

(12) **United States Design Patent**  
**Setina**

(10) **Patent No.:** **US D716,710 S**  
(45) **Date of Patent:** **\*\* Nov. 4, 2014**

(54) **INTERIOR DOOR PANEL PROTECTIVE COVER**

(76) Inventor: **Terry L. Setina**, Olympia, WA (US)

(\*\*) Term: **14 Years**

(21) Appl. No.: **29/409,624**

(22) Filed: **Dec. 27, 2011**

6,926,341	B1	8/2005	Addesso et al.	
D518,763	S *	4/2006	Sudo .....	D12/195
D519,429	S *	4/2006	Miyashita .....	D12/195
D519,890	S *	5/2006	Sakae .....	D12/163
D521,917	S *	5/2006	Takagi et al. ....	D12/195
D529,425	S *	10/2006	Maezono et al. ....	D12/195
D533,821	S *	12/2006	Tamagawa et al. ....	D12/195
D534,470	S *	1/2007	Tsuchiya et al. ....	D12/195
D534,849	S *	1/2007	Tamagawa et al. ....	D12/195
7,731,269	B2 *	6/2010	Sakamoto .....	296/153
D672,300	S *	12/2012	Matsuda et al. ....	D12/195
D675,142	S *	1/2013	Matsuo et al. ....	D12/195

**Related U.S. Application Data**

(63) Continuation-in-part of application No. 13/226,028, filed on Sep. 6, 2011, now Pat. No. 8,615,932.

(51) **LOC (10) Cl.** ..... **12-16**

(52) **U.S. Cl.**  
USPC ..... **D12/195**

(58) **Field of Classification Search**  
USPC ..... D12/195, 193, 414, 190, 196; 180/190; 296/190.01-191, 153, 37.1-37.13, 296/149, 146.1; D15/17, 28; D10/46, 98, D10/102-103; 49/501-502; D8/302-303; 280/750-752

See application file for complete search history.

(56) **References Cited**

**U.S. PATENT DOCUMENTS**

5,811,719	A	9/1998	Madden, Jr.	
5,820,191	A	10/1998	Blakewood, Jr. et al.	
6,092,858	A	7/2000	Bolwell	
6,626,477	B2	9/2003	Maynard et al.	
D497,337	S *	10/2004	Takagi et al. ....	D12/195
D503,913	S *	4/2005	Wyszogrod .....	D12/195

\* cited by examiner

*Primary Examiner* — Katrina A Betton

(74) *Attorney, Agent, or Firm* — Klarquist Sparkman, LLP

(57) **CLAIM**

I claim the ornamental design for an interior door panel protective cover, as shown and described.

**DESCRIPTION**

FIG. 1 is a front plan view of an interior door panel protective cover showing my new design.

FIG. 2 is a left side elevation view of the interior door panel protective cover of FIG. 1.

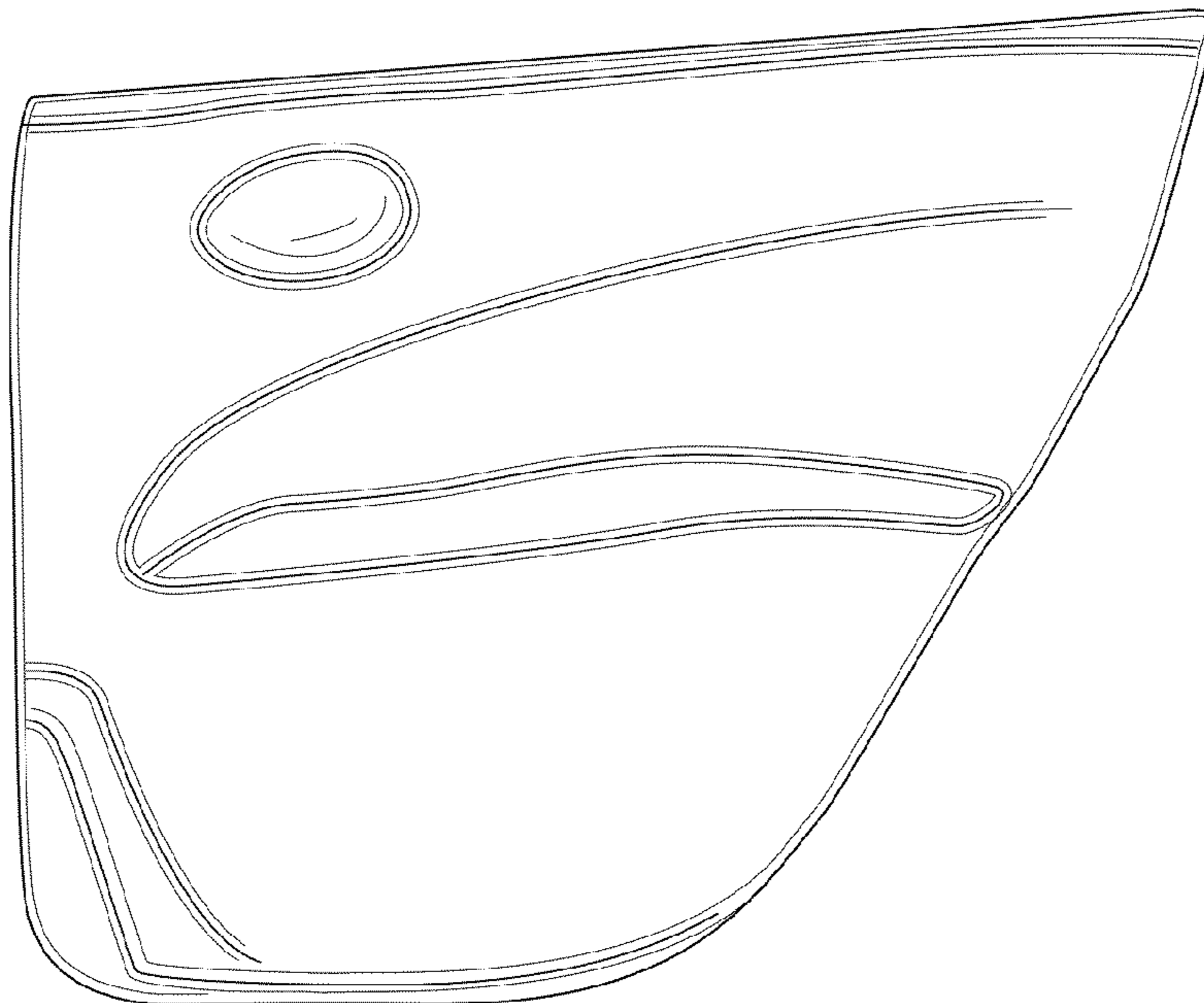
FIG. 3 is a right side elevation view of the interior door panel protective cover of FIG. 1.

FIG. 4 is a top side plan view of the interior door panel protective cover of FIG. 1; and,

FIG. 5 is a bottom side plan view of the interior door panel protective cover of FIG. 1.

The broken lines in the drawing figures show portions of the article that form no part of the claimed design.

**1 Claim, 1 Drawing Sheet**






FIG. 4




FIG. 2

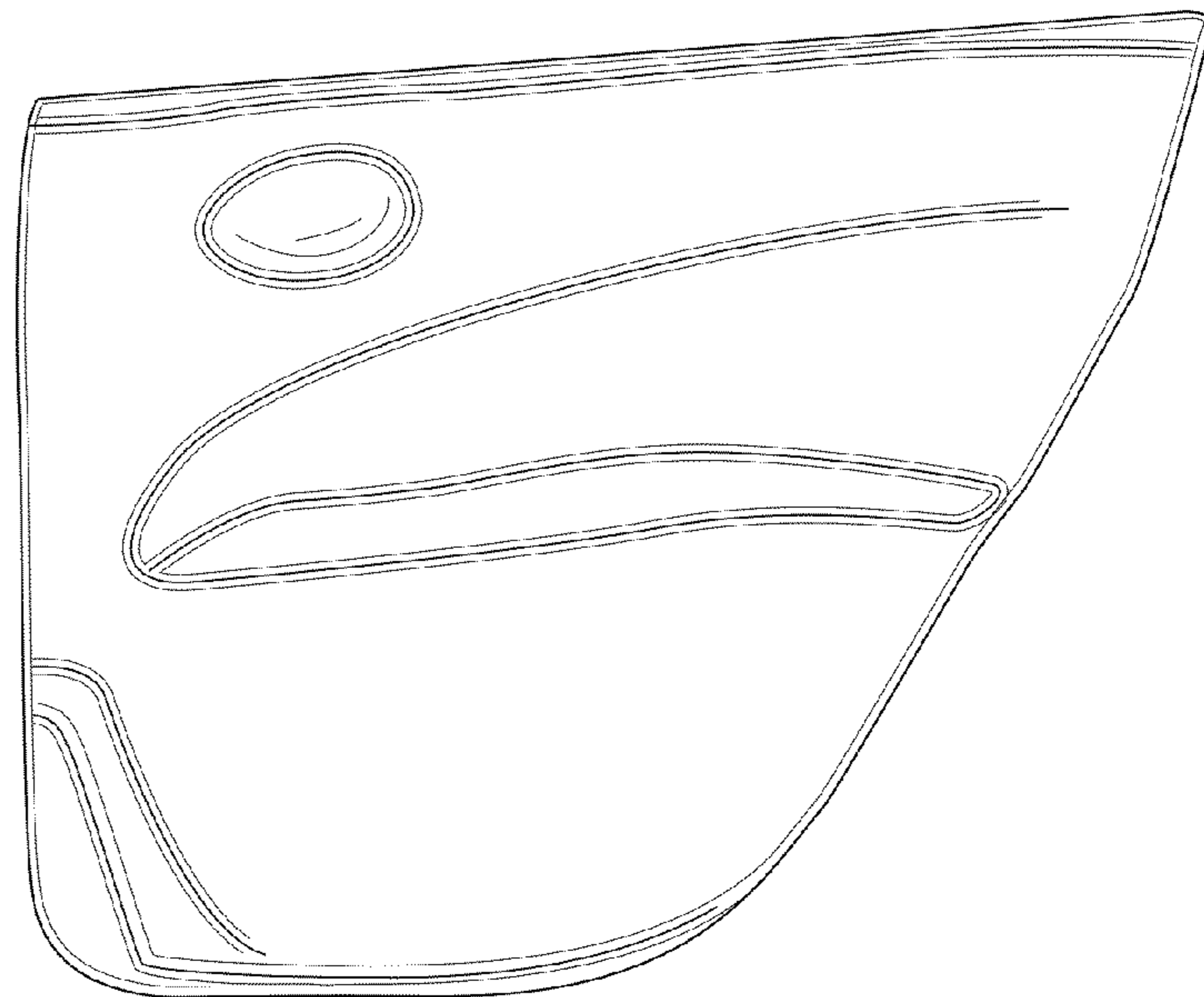


FIG. 1




FIG. 3

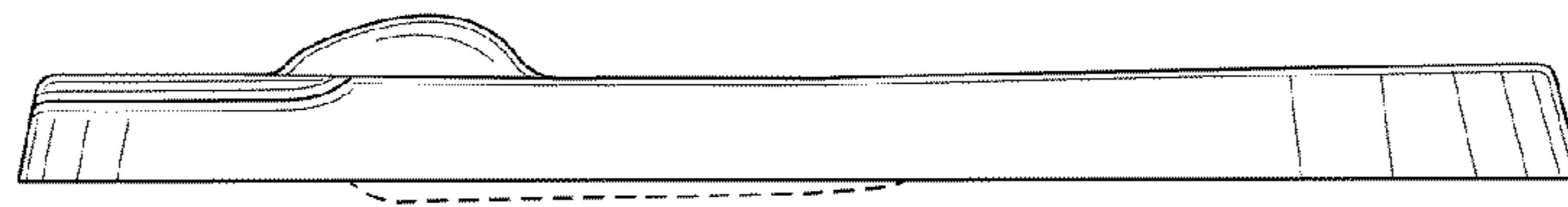


FIG. 5