



US00D716689S

(12) **United States Design Patent**  
**Takaoka**

(10) **Patent No.:** **US D716,689 S**  
(45) **Date of Patent:** **\*\* Nov. 4, 2014**

(54) **PLANTER**

(56) **References Cited**

(71) Applicant: **Takasho Co., Ltd.**, Kainan (JP)

U.S. PATENT DOCUMENTS

(72) Inventor: **Nobuo Takaoka**, Kainan (JP)

D266,218 S *	9/1982	Hodson	.....	D6/429
D271,954 S *	12/1983	Neil	.....	D11/156
D271,955 S *	12/1983	Neil	.....	D11/156
D279,038 S *	5/1985	Thompson, Jr.	.....	D32/37
D341,687 S *	11/1993	Park	.....	D34/5
D546,521 S *	7/2007	Mutert	.....	D34/5
D642,401 S *	8/2011	Lien et al.	.....	D6/403
D643,647 S *	8/2011	Owen et al.	.....	D6/403
D655,220 S *	3/2012	Rossi	.....	D11/145
D655,221 S *	3/2012	Adams	.....	D11/155
D676,355 S *	2/2013	Williamsen	.....	D11/156
D703,012 S *	4/2014	Yen	.....	D8/1
D703,895 S *	4/2014	Wang	.....	D32/37

(73) Assignee: **Takasho Co., Ltd.**, Kainan-shi,  
Wakayama-ken (JP)

(\*\*) Term: **14 Years**

(21) Appl. No.: **29/466,320**

(22) Filed: **Sep. 6, 2013**

(30) **Foreign Application Priority Data**

Aug. 23, 2013 (JP) ..... 2013-019315

(51) **LOC (10) Cl.** ..... **11-02**

(52) **U.S. Cl.**  
USPC ..... **D11/155**

(58) **Field of Classification Search**  
CPC ..... A01G 31/02; A01G 31/00; A01G 9/02;  
A01G 9/025; A01G 9/021; A01G 9/023;  
A01G 9/1026; A01G 9/1086; A01G 1/001;  
A01G 27/00; A01G 27/02; B65D 5/42;  
B65D 11/1873; B65D 2519/00034  
USPC ..... D6/300, 306, 403-405, 556-558;  
D7/300, 500, 509; D8/1;  
D11/143-156, 164; D25/100;  
D26/9-11, 16, 19; D34/1, 2, 4-6;  
D99/5, 19; 47/17, 32.4, 32.5, 32.7, 33,  
47/39, 41.01, 41.1, 41.11-41.15, 44-46,  
47/62, 63, 65.5, 65.9, 66.1, 66.2, 66.6,  
47/66.7, 67-71

See application file for complete search history.

\* cited by examiner

*Primary Examiner* — Robert M Spear

*Assistant Examiner* — Marissa Cash

(74) *Attorney, Agent, or Firm* — Robert P. Michal; Lucas & Mercanti LLP

(57) **CLAIM**

I claim the ornamental design for a planter, as shown and described.

**DESCRIPTION**

FIG. 1 is a front plan view of the planter showing my new design;

FIG. 2 is a rear plan view thereof;

FIG. 3 is a right side plan view thereof;

FIG. 4 is a left side plan view thereof;

FIG. 5 is a top plan view thereof;

FIG. 6 is a bottom view thereof; and,

FIG. 7 is a top perspective view thereof.

The broken lines in the drawings represent unclaimed environmental subject matter and form no part of the claim.

**1 Claim, 7 Drawing Sheets**

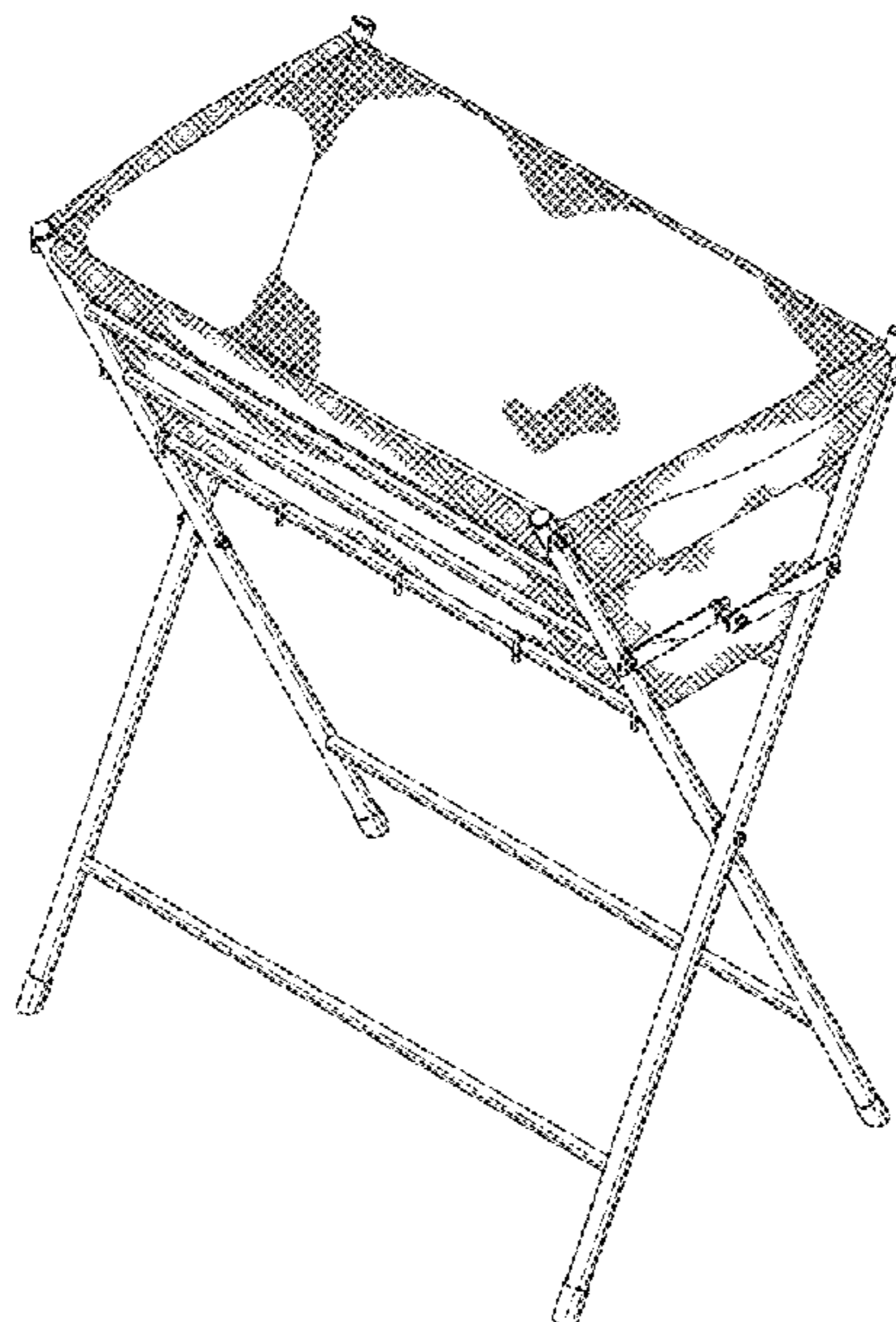


Fig. 1

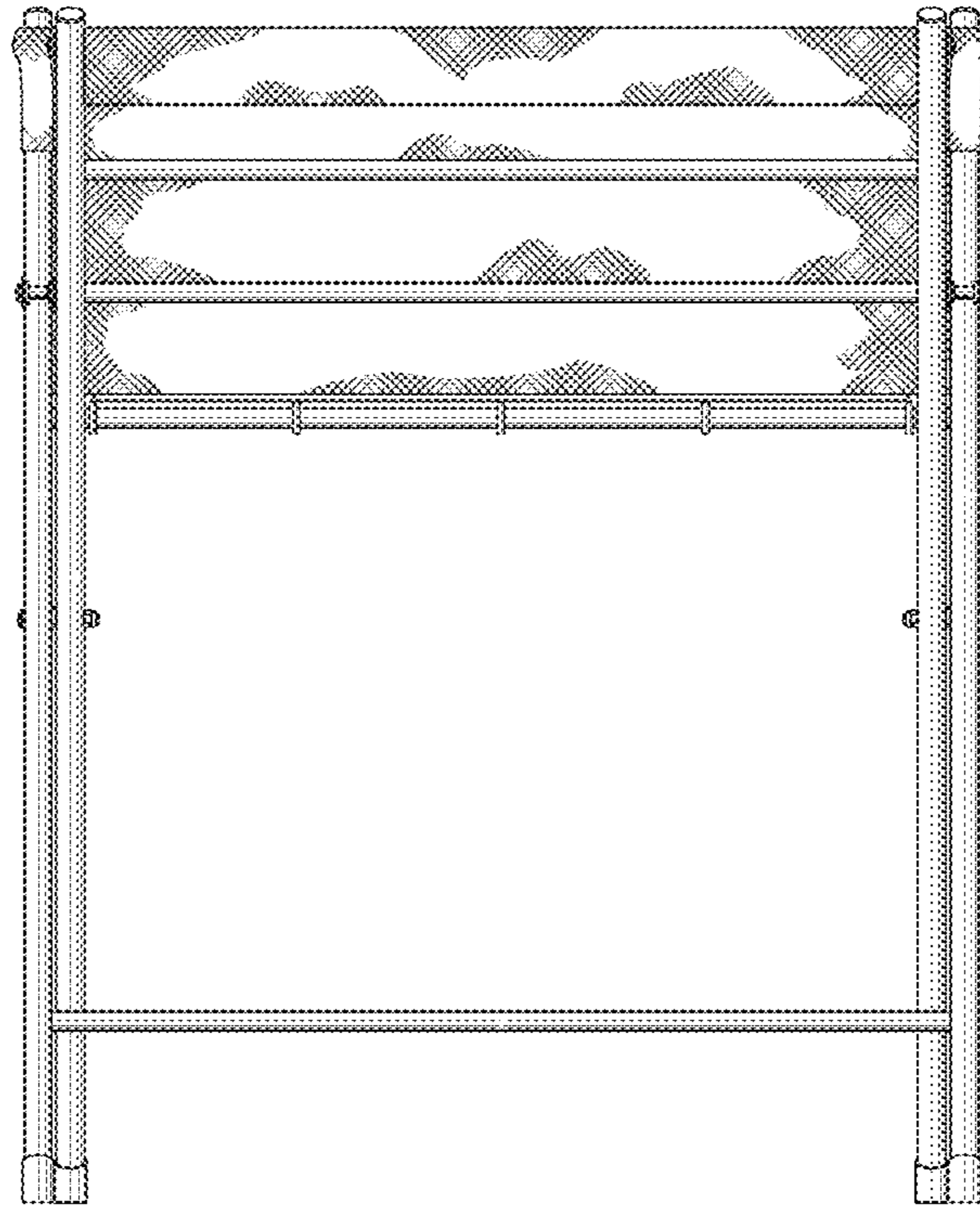


Fig. 2




Fig. 3

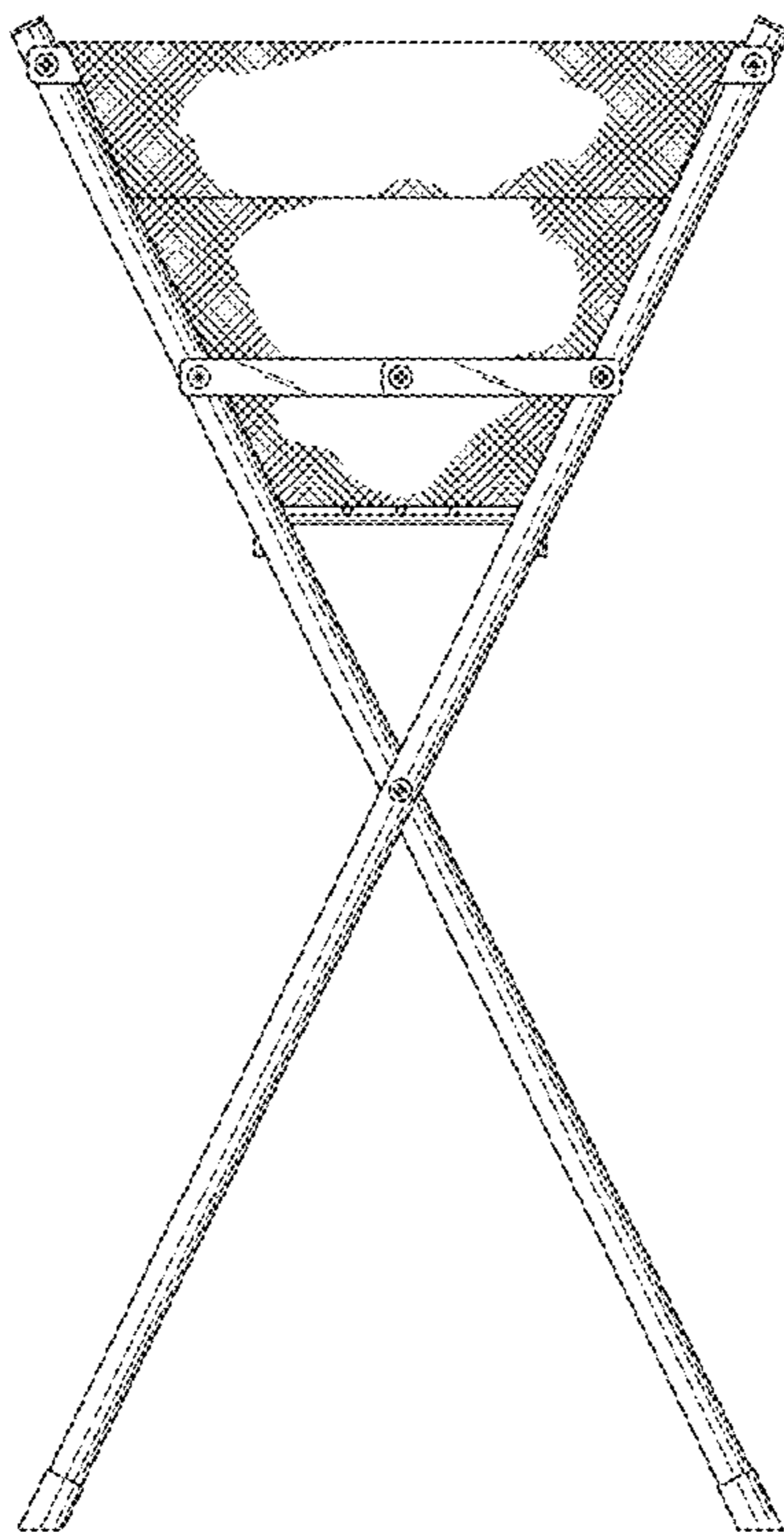


Fig. 4

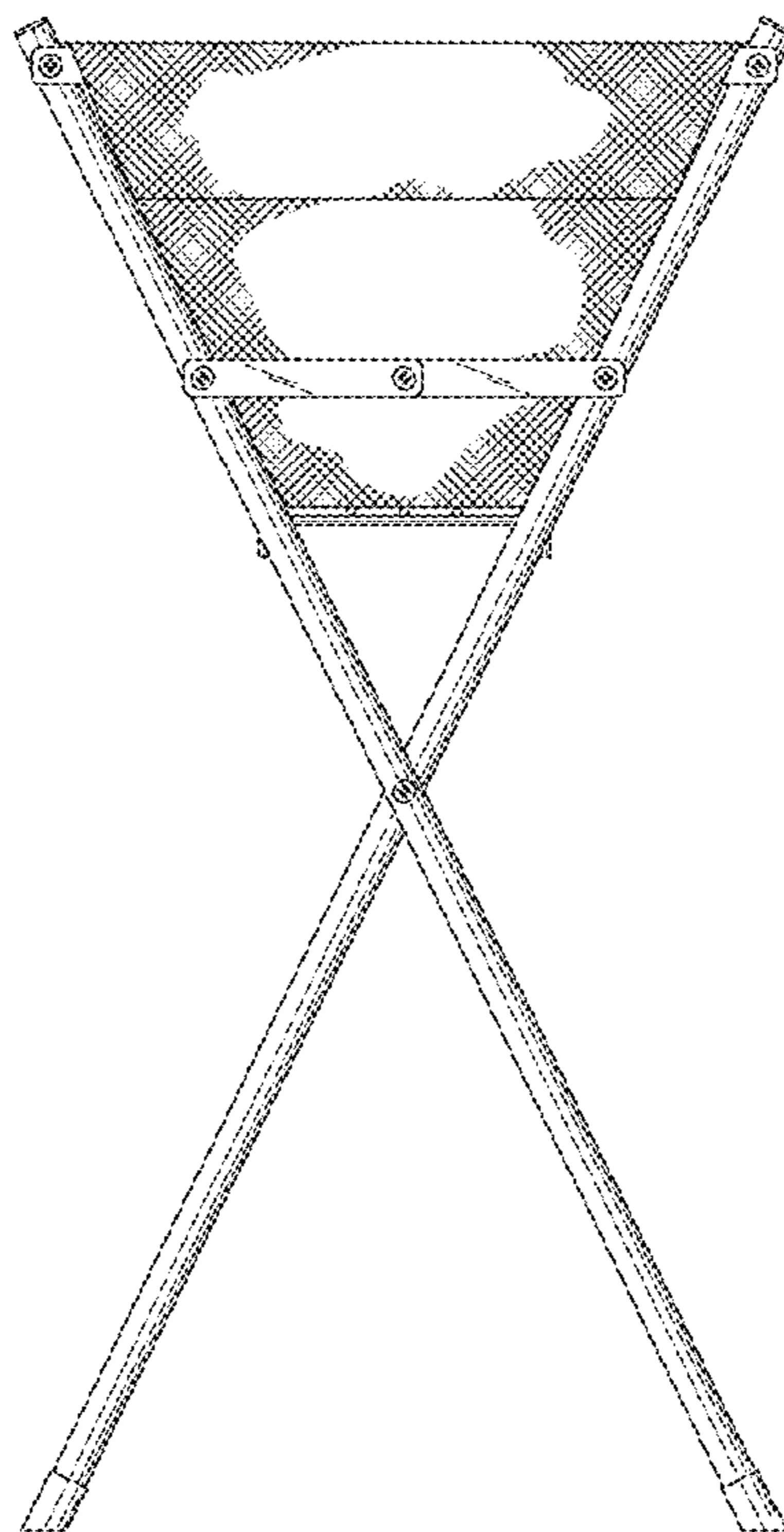


Fig. 5

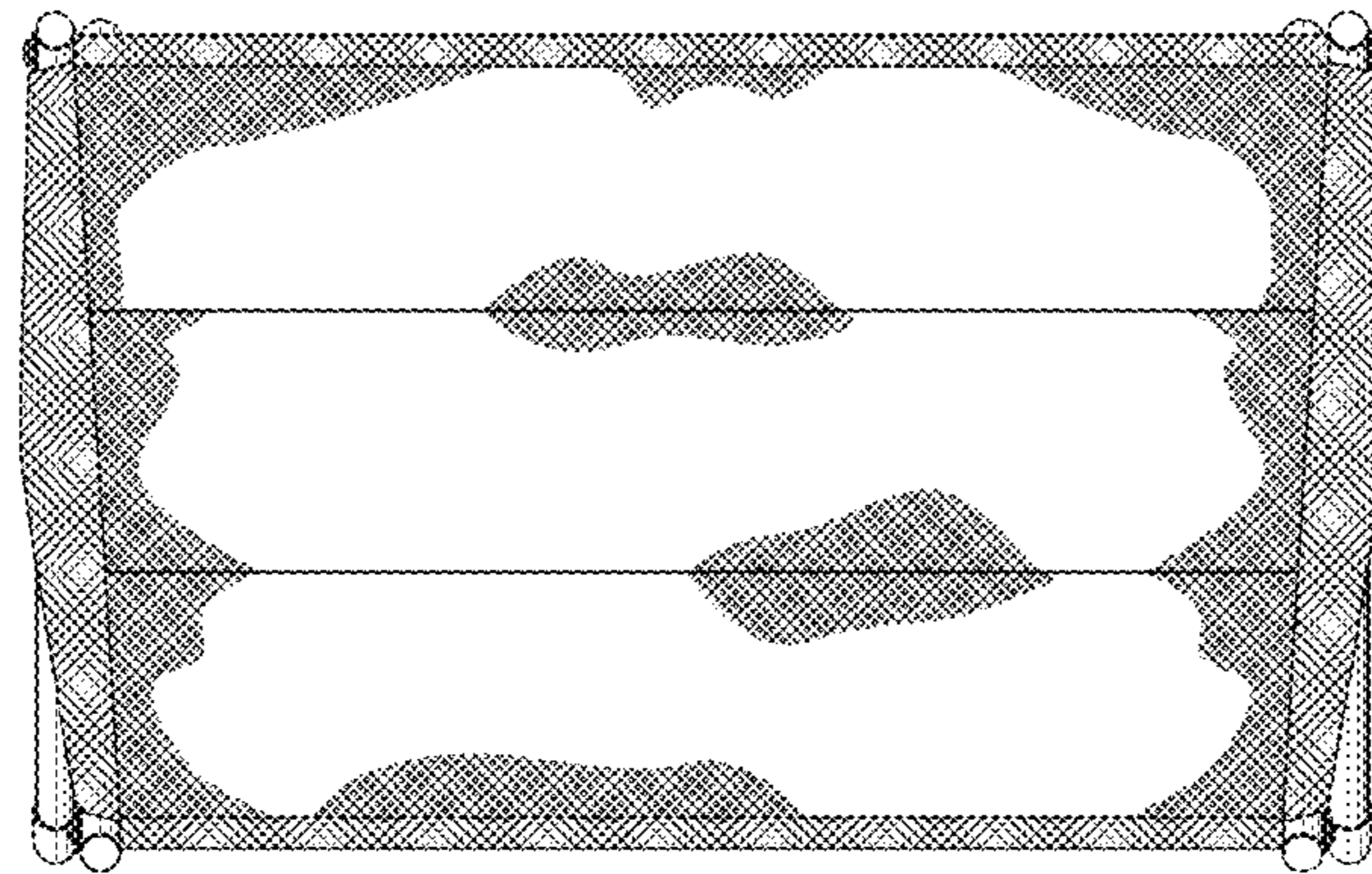


Fig. 6

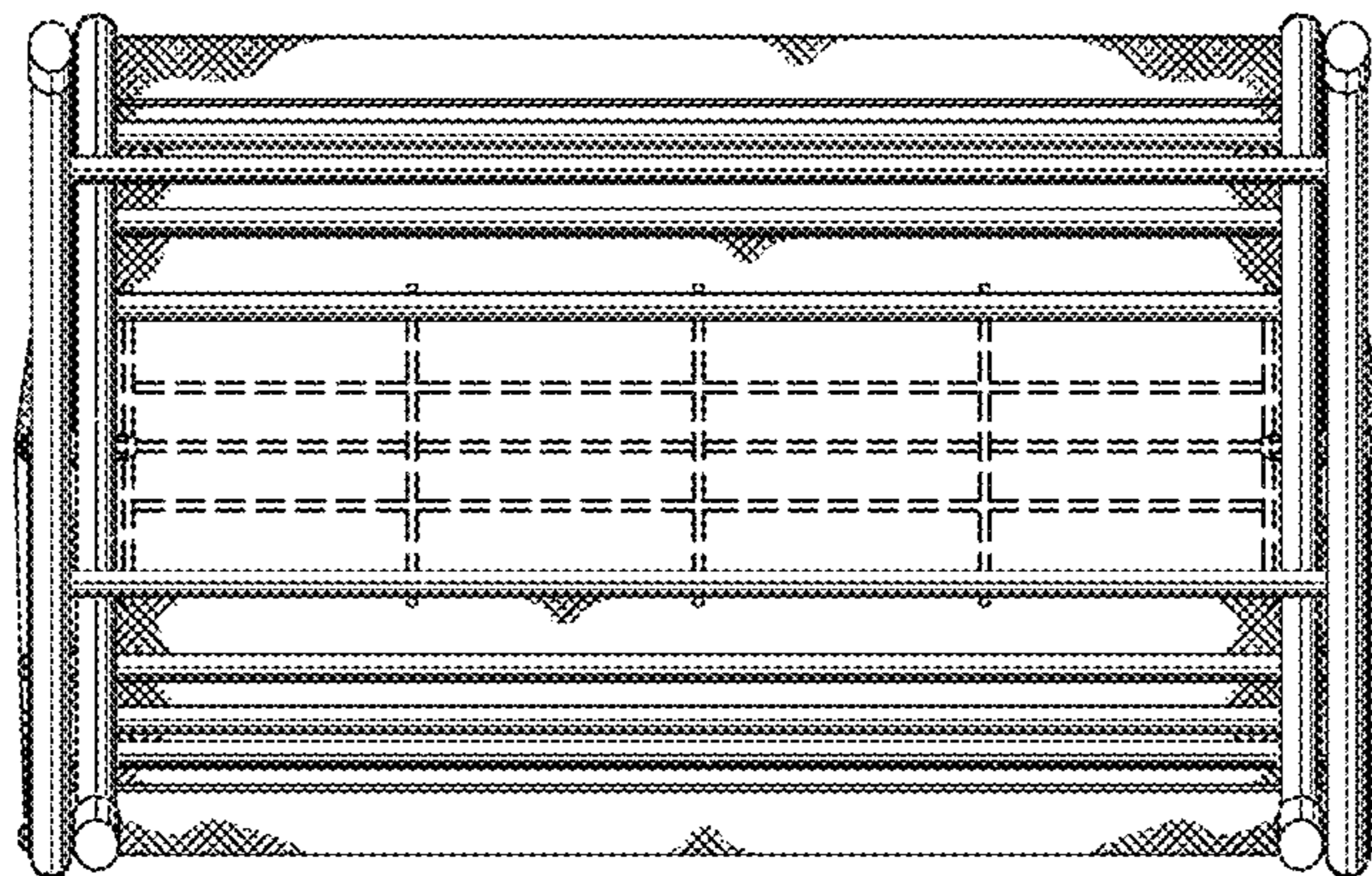


Fig. 7

