



US00D716688S

(12) **United States Design Patent**  
**Mette**

(10) **Patent No.:** **US D716,688 S**

(45) **Date of Patent:** **\*\* Nov. 4, 2014**

(54) **CONFIGURATION APPLIED TO  
DECORATIVE GRIDS**

(71) Applicant: **Carlos Reinaldo Mette**, Blumenau (BR)

(72) Inventor: **Carlos Reinaldo Mette**, Blumenau (BR)

(\*\*) Term: **14 Years**

(21) Appl. No.: **29/488,885**

(22) Filed: **Apr. 24, 2014**

(30) **Foreign Application Priority Data**

Oct. 25, 2013 (BR) ..... 30 2013 005477 2

(51) **LOC (10) Cl.** ..... **11-05**

(52) **U.S. Cl.**  
USPC ..... **D11/130**

(58) **Field of Classification Search**  
USPC ..... D11/117, 121, 130, 131, 132, 142, 143,  
D11/155, 164; 428/7, 8, 9, 12, 13, 14  
See application file for complete search history.

(56) **References Cited**

**U.S. PATENT DOCUMENTS**

3,410,011	A *	11/1968	Bowman	.....	40/504
3,706,148	A *	12/1972	Johnston	.....	40/505
4,123,862	A *	11/1978	Dyer et al.	.....	40/729
4,597,209	A *	7/1986	Hukill	.....	40/447
D349,471	S *	8/1994	Russo	.....	D11/164

D351,949	S *	11/1994	Tamas	.....	D6/302
D368,673	S *	4/1996	Hermisdorfer et al.	.....	D11/118
6,022,599	A *	2/2000	Rietveld et al.	.....	428/14
D437,490	S *	2/2001	Vincent	.....	D6/302
6,423,402	B1 *	7/2002	Ali	.....	428/304.4
6,449,916	B1 *	9/2002	Waters	.....	52/455
6,617,005	B2 *	9/2003	Duffney	.....	428/138
6,849,320	B2 *	2/2005	Duffney	.....	428/139
D529,301	S *	10/2006	Phillips	.....	D6/302
D530,103	S *	10/2006	Phillips	.....	D6/302
D590,603	S *	4/2009	Heuman	.....	D6/302

\* cited by examiner

*Primary Examiner* — Elizabeth J Oswecki

(74) *Attorney, Agent, or Firm* — Servilla Whitney LLC

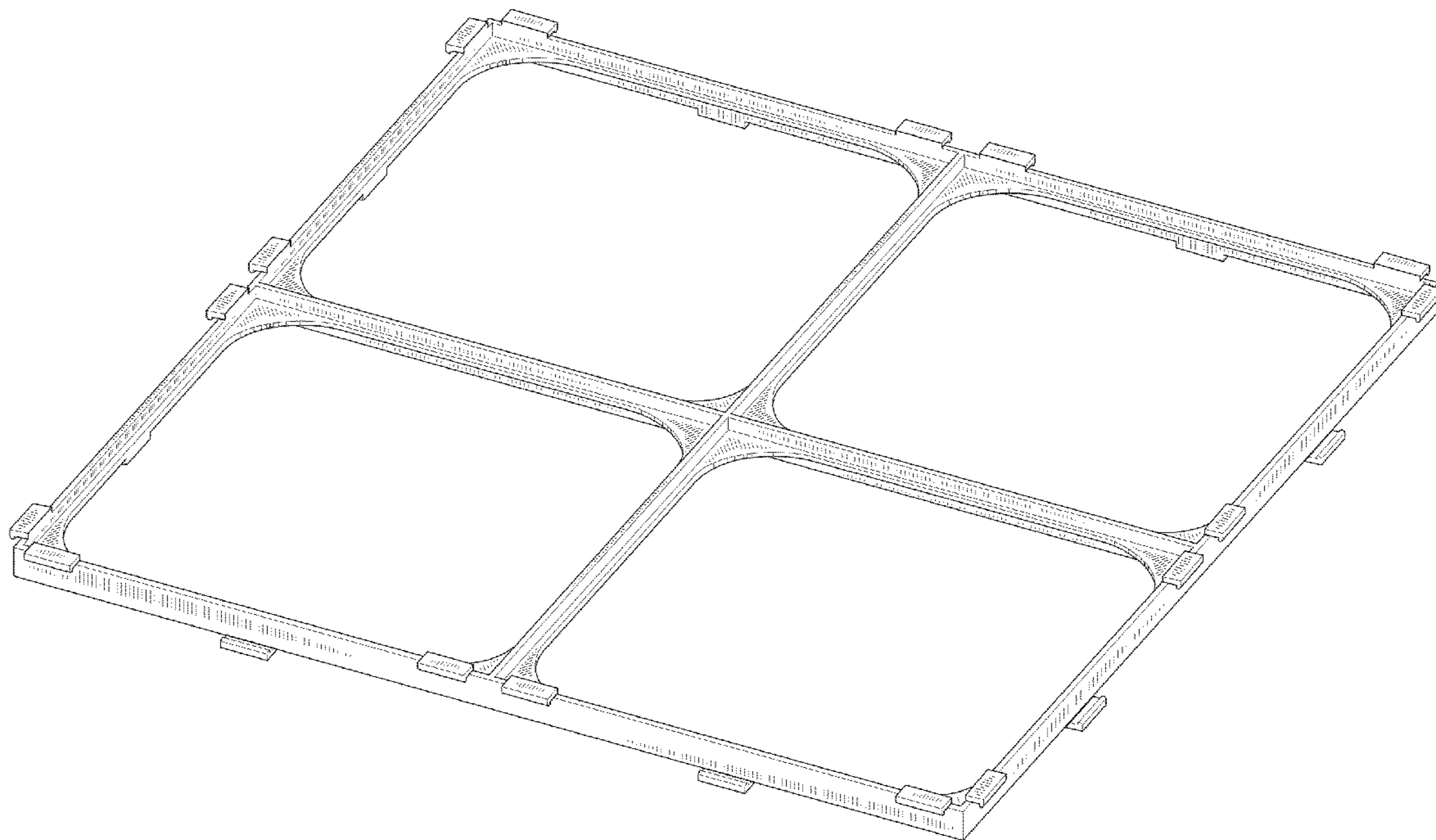
(57) **CLAIM**

The ornamental design for a configuration applied to decorative grids, as shown and described.

**DESCRIPTION**

FIG. 1 is a top perspective view of a configuration applied to decorative grids showing my new design;  
FIG. 2 is a bottom perspective view thereof;  
FIG. 3 is a top view thereof;  
FIG. 4 is a bottom view thereof;  
FIG. 5 is a front view thereof;  
FIG. 6 is a back view thereof;  
FIG. 7 is a left side view thereof; and,  
FIG. 8 is a right side view thereof.

**1 Claim, 5 Drawing Sheets**



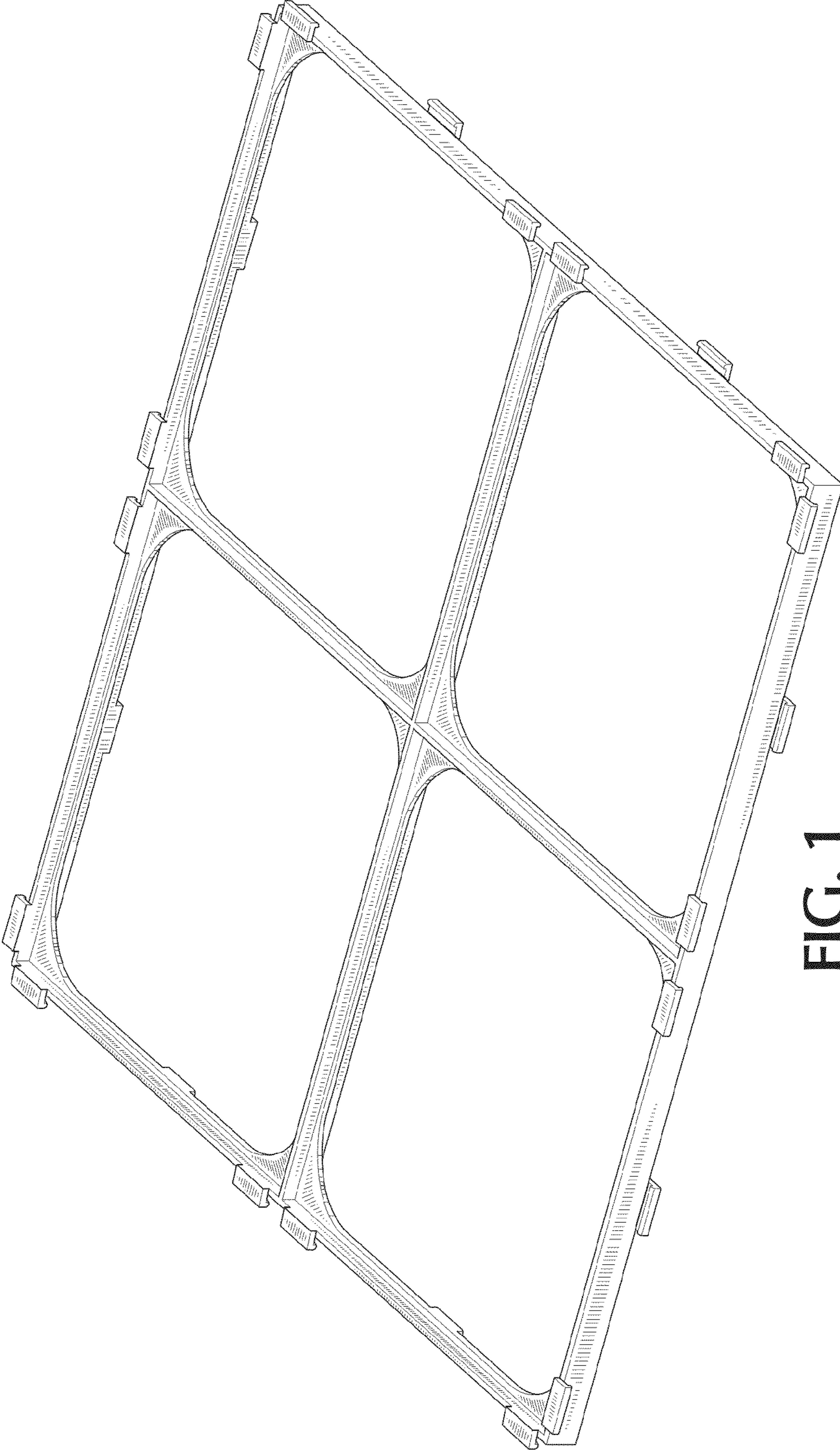


FIG. 1

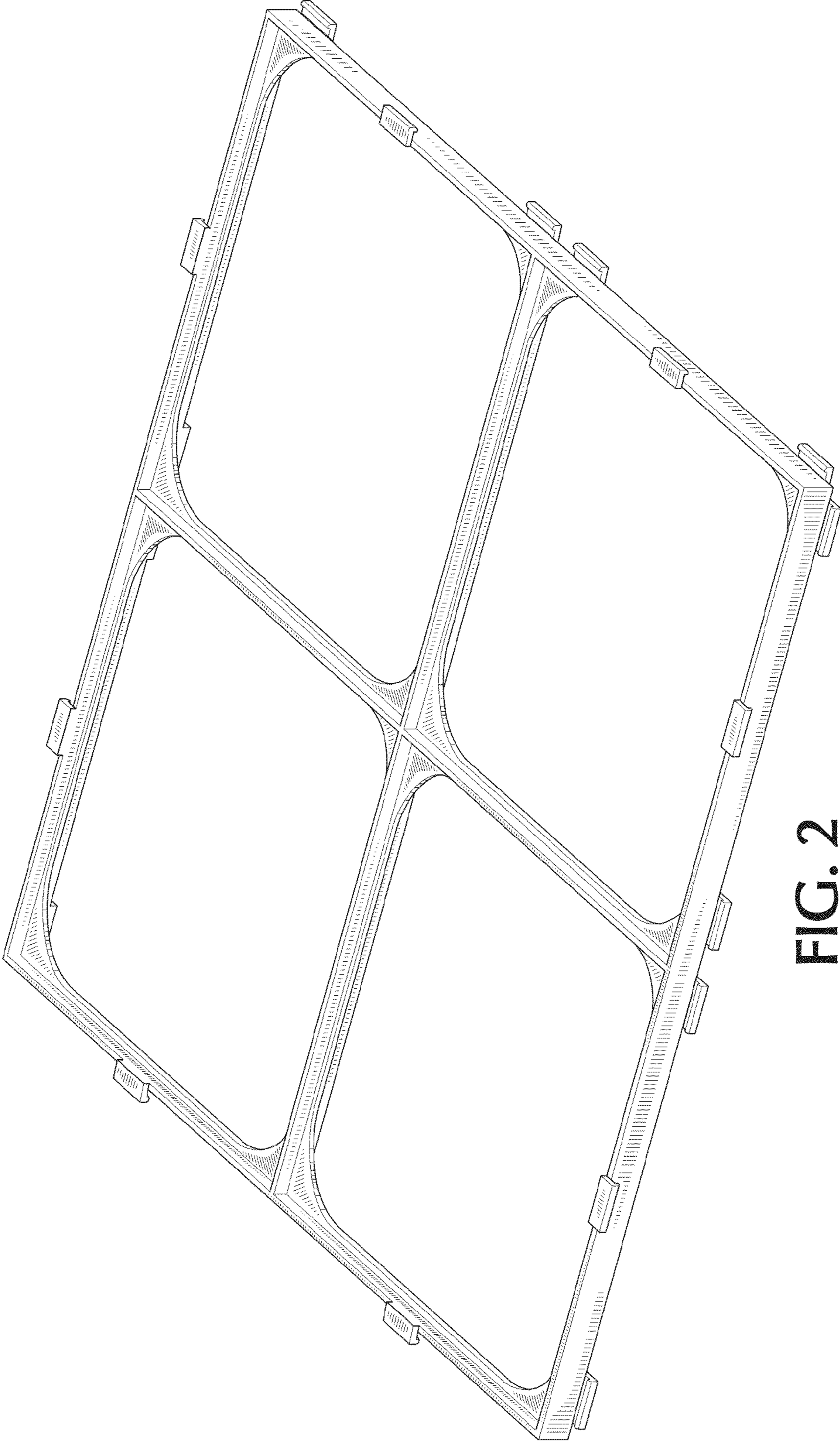


FIG. 2

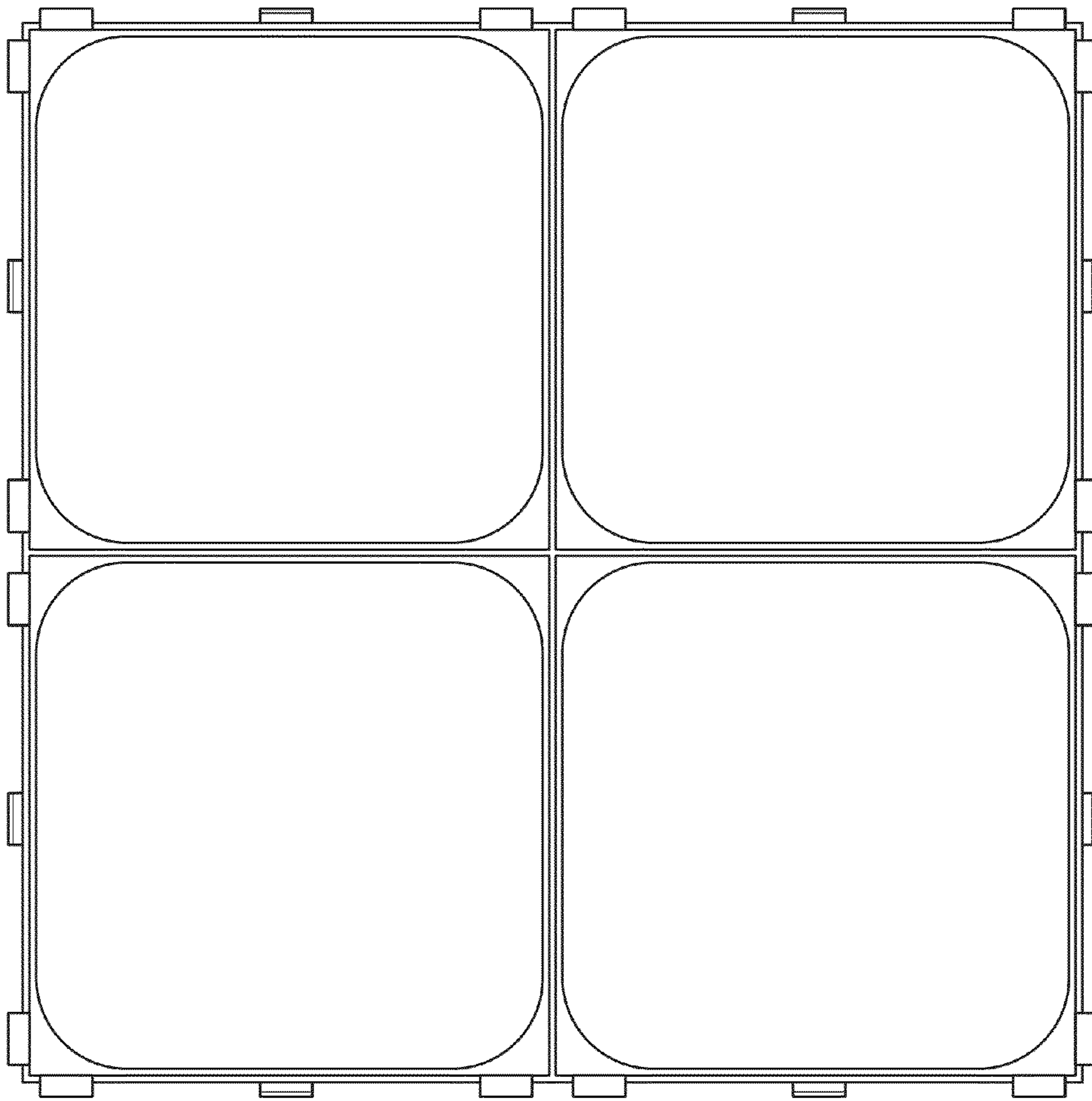


FIG. 3

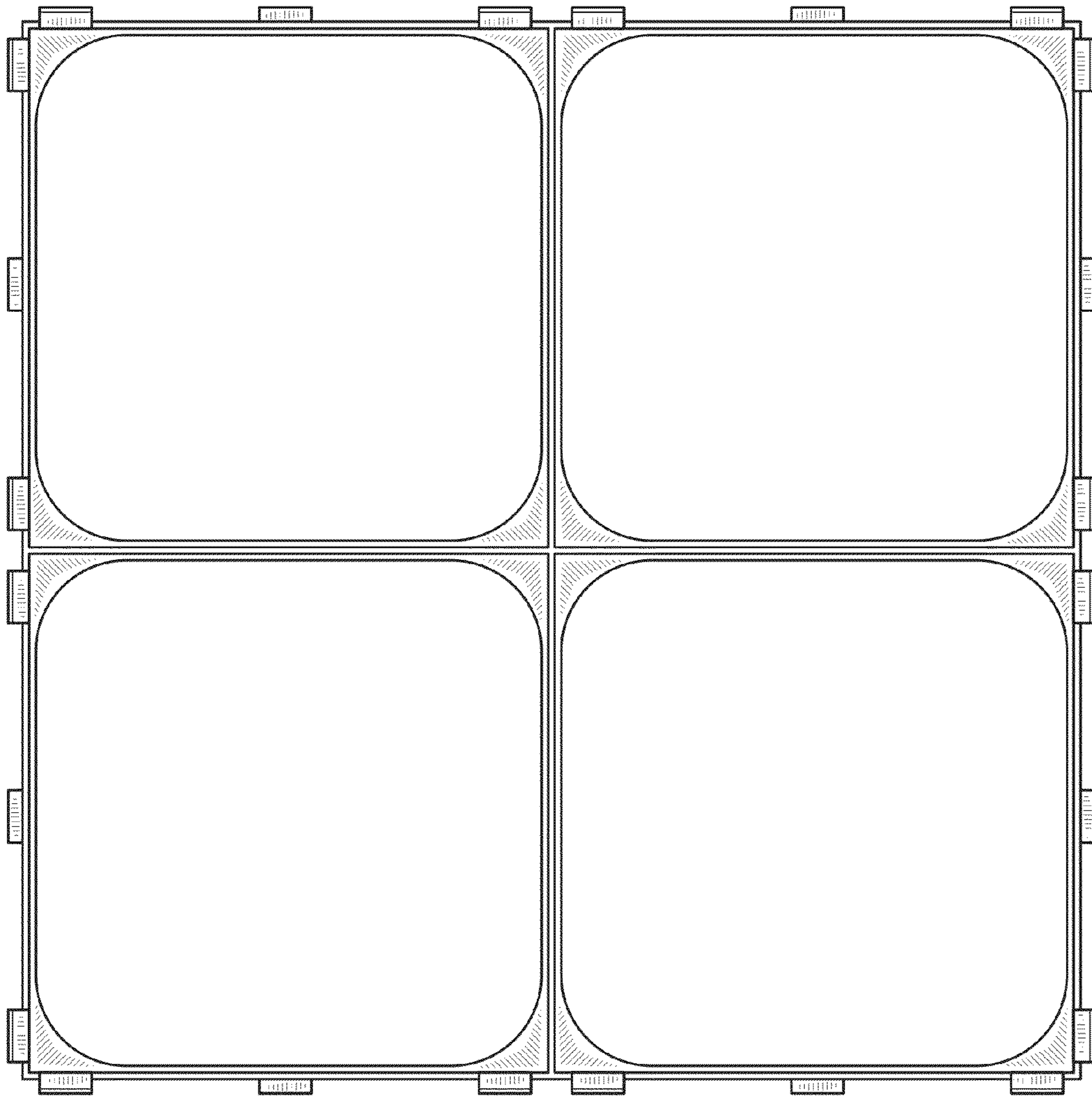


FIG. 4

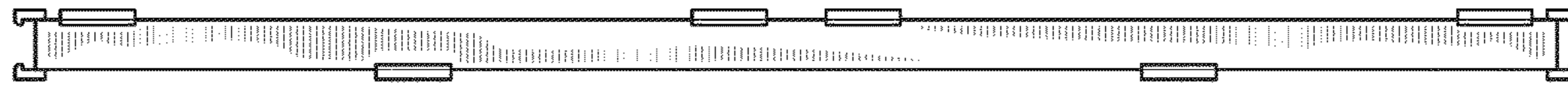


FIG. 5

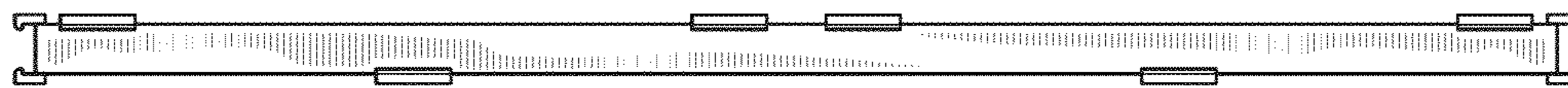


FIG. 6




FIG. 7

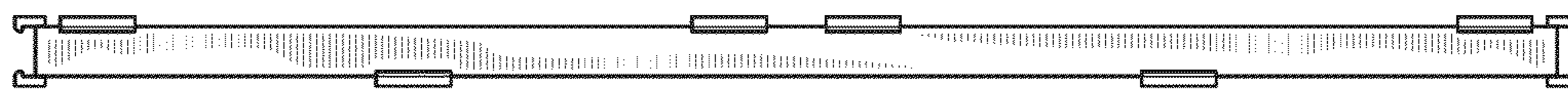


FIG. 8