



US00D716687S

(12) **United States Design Patent**
Spencer

(10) **Patent No.:** **US D716,687 S**
(45) **Date of Patent:** **** Nov. 4, 2014**

(54) **CROSS**

(75) Inventor: **Robert Keith Spencer**, Corpus Christi, TX (US)

(73) Assignee: **Robert Keith Spencer**, Corpus Christi, TX (US)

(**) Term: **14 Years**

(21) Appl. No.: **29/374,011**

(22) Filed: **Jun. 21, 2011**

Related U.S. Application Data

(63) Continuation-in-part of application No. 29/370,593, filed on Aug. 9, 2010, now abandoned.

(51) **LOC (10) Cl.** **11-03**

(52) **U.S. Cl.**
USPC **D11/96**

(58) **Field of Classification Search**
USPC D11/95-99, 116, 184, 86, 40, 79-82, D11/162, 157, 103-104, 222, 66, 107-108, D11/13, 133, 172, 25, 27, 41-43, 58, 131, D11/121, 7, 120; 63/1.11, 1.12, 1.13, 1.14, 63/1.16, 1.18, 13, 14.1, 35, 39; D99/25, D99/27

See application file for complete search history.

(56) **References Cited**

U.S. PATENT DOCUMENTS

D167,276 S * 7/1952 Karkins D11/81
D250,900 S * 1/1979 Newman D99/27
D386,714 S * 11/1997 Ritter D11/121
D396,929 S * 8/1998 Vinson D11/96

D401,883 S * 12/1998 Madhvani D11/81
D430,816 S * 9/2000 Pomponi D11/131
D485,206 S * 1/2004 Pachachi D11/96
D487,232 S * 3/2004 Pachachi D11/96
D506,948 S * 7/2005 Gehrke D11/96
D507,202 S * 7/2005 Soderholm et al. D11/96
D564,931 S * 3/2008 Tamir et al. D99/27
D580,815 S * 11/2008 Powell D11/96

* cited by examiner

Primary Examiner — T. Chase Nelson

Assistant Examiner — Mark Cavanna

(57) **CLAIM**

The ornamental design for a cross, substantially as shown and described.

DESCRIPTION

FIG. 1 shows a top plan view of a cross in accordance with the present disclosure.

FIG. 2 shows a perspective view of the cross, shown in FIG. 1, in accordance with the present disclosure.

FIG. 3 shows a perspective view of the cross, shown in FIG. 6, in accordance with the present disclosure.

FIG. 4 shows a longitudinal side view of the cross in accordance with the present disclosure.

FIG. 5 shows a lateral side view of the cross in accordance with the present disclosure.

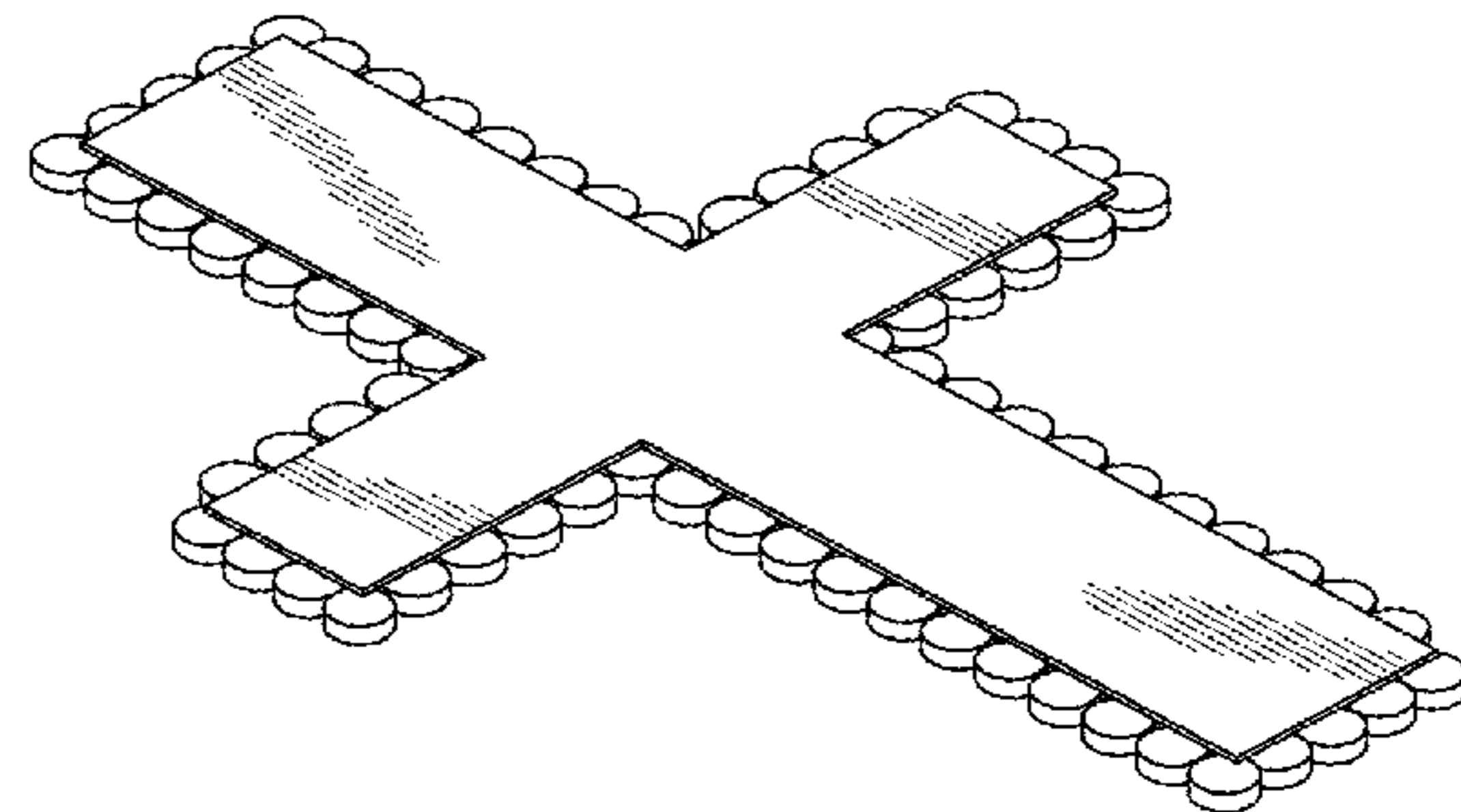

FIG. 6 shows a bottom plan view of the cross in accordance with the present disclosure.

FIG. 7 shows the other longitudinal side view of the cross in accordance with the present disclosure; and,

FIG. 8 shows the other lateral side view of the cross in accordance with the present disclosure.

The broken lines are included for the purpose of illustrating portions of the cross that form no part of the claimed design.

1 Claim, 2 Drawing Sheets



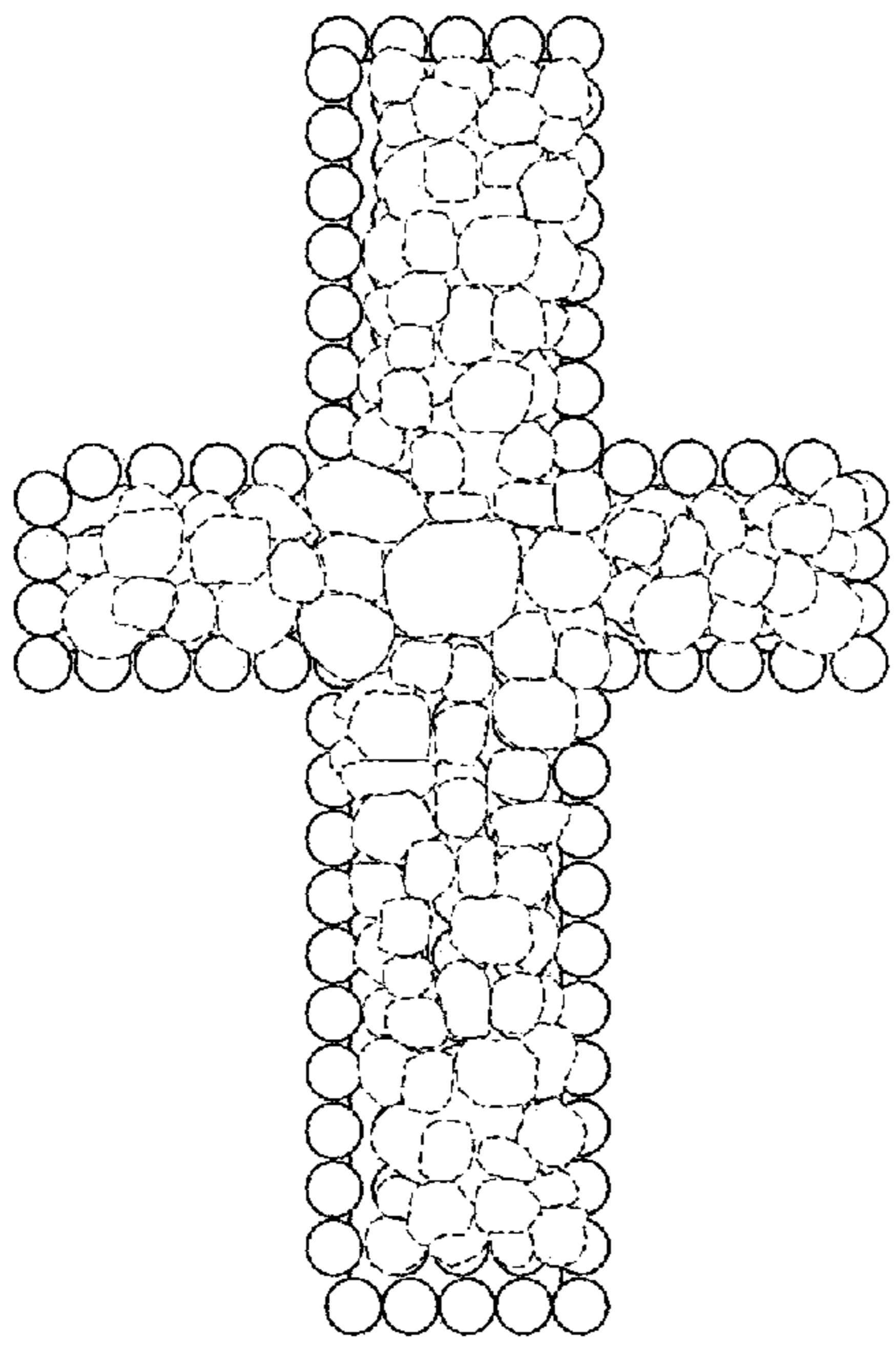


FIG. 1

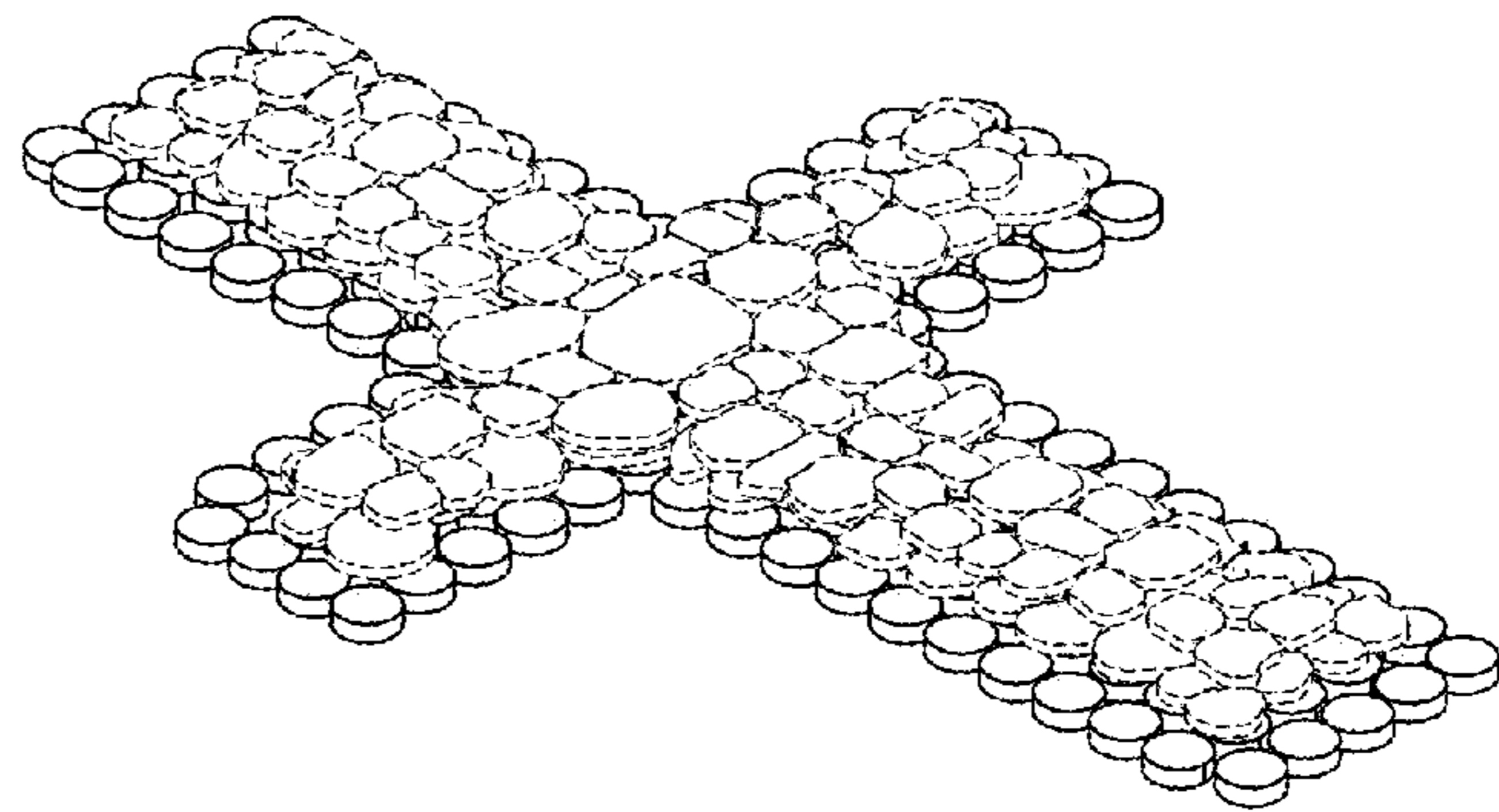


FIG. 2

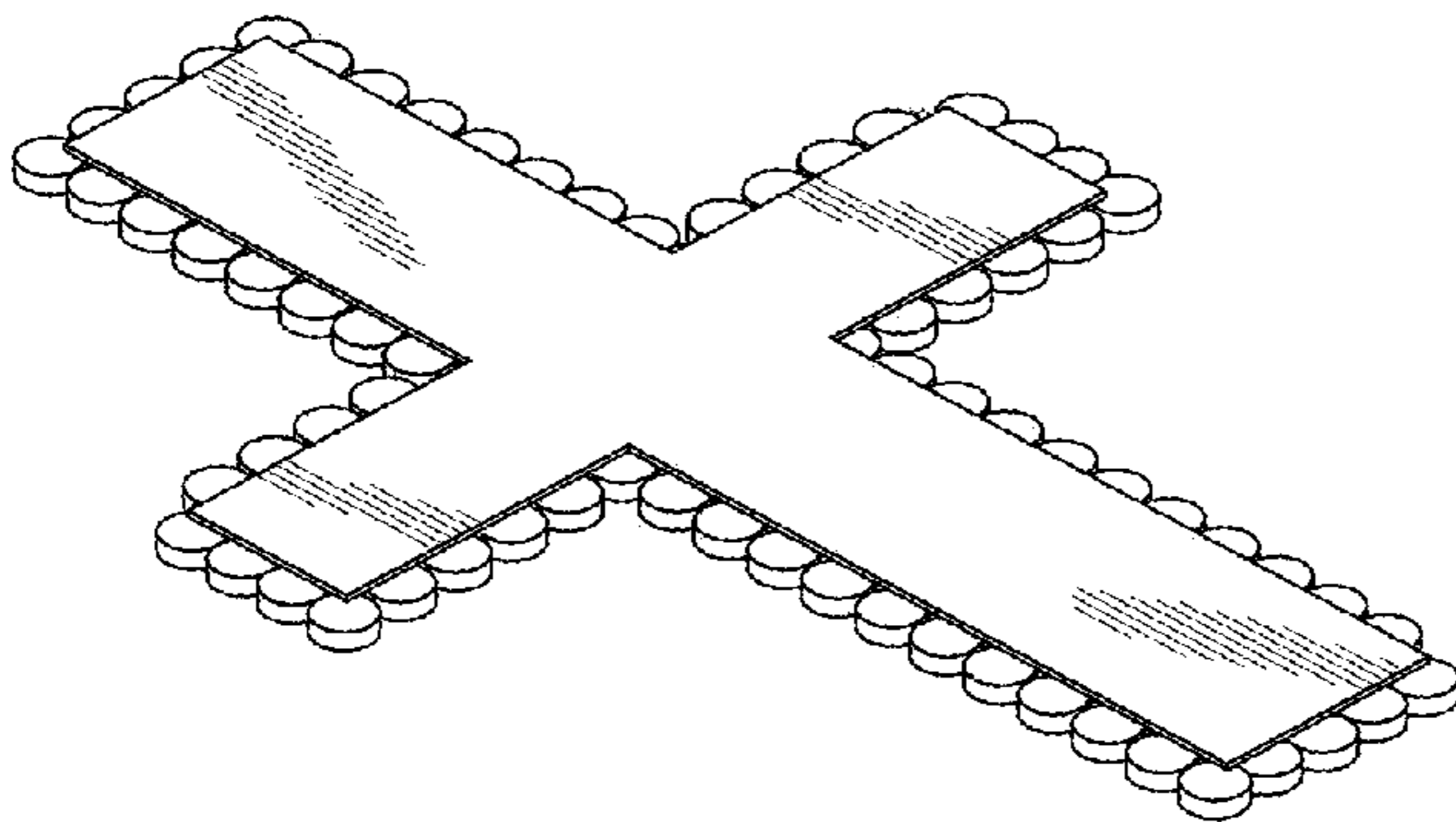


FIG. 3

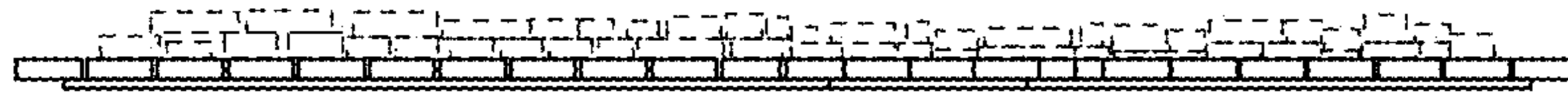


FIG. 4




FIG. 5

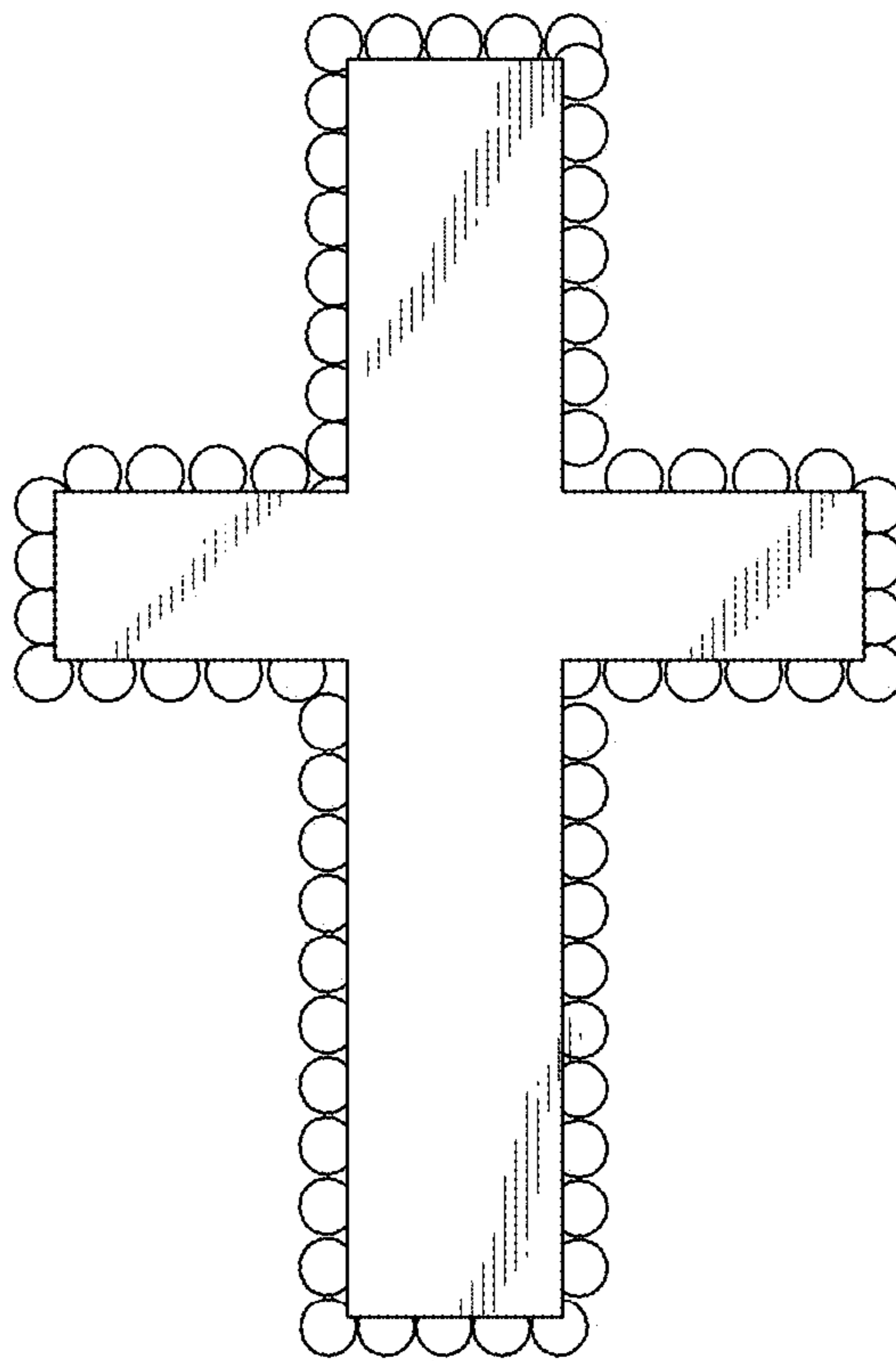


FIG. 6

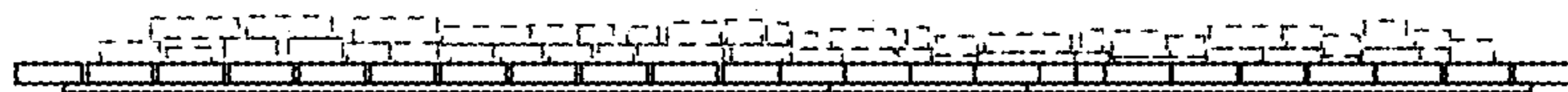


FIG. 7

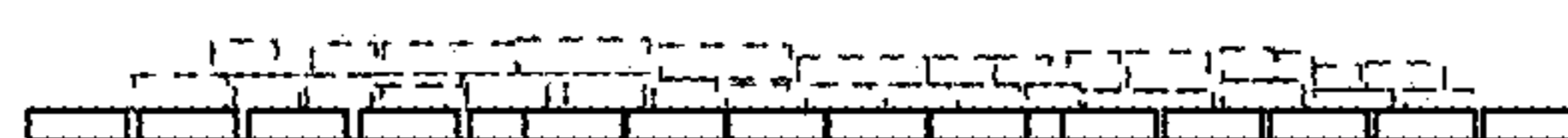


FIG. 8