



US00D716668S

(12) **United States Design Patent**  
**James et al.**

(10) **Patent No.:** **US D716,668 S**  
(45) **Date of Patent:** **\*\* Nov. 4, 2014**

- (54) **FLEXIBLE POUCH**
- (71) Applicants: **Timothy James**, Brooklyn, NY (US);  
**Haley Lowry**, Houston, TX (US); **Jill Martin**, Brazoria, TX (US)
- (72) Inventors: **Timothy James**, Brooklyn, NY (US);  
**Haley Lowry**, Houston, TX (US); **Jill Martin**, Brazoria, TX (US)
- (73) Assignee: **Dow Global Technologies LLC**,  
Midland, MI (US)
- (\*\*) Term: **14 Years**
- (21) Appl. No.: **29/446,111**
- (22) Filed: **Feb. 20, 2013**
- (51) **LOC (10) Cl.** ..... **09-05**
- (52) **U.S. Cl.**  
USPC ..... **D9/709**
- (58) **Field of Classification Search**  
USPC ..... D9/702-714, 720-722, 414, 434-435,  
D9/696, 716, 771, 447, 522, 571-575, 682,  
D9/738-747, 516-517, 529-530, 547-549,  
D9/569, 537-538, 544, 503-505, 545;  
383/6, 9, 22, 96, 61.1, 80-81, 104,  
383/901, 63, 203, 107, 119, 120, 123;  
D24/118, 207; 222/107, 92, 206;  
604/408, 410, 403; 220/495.03, 669,  
220/675; 215/381-385, 12.1; D3/202, 303,  
D3/232, 244  
See application file for complete search history.

D360,824 S *	8/1995	Ossendryver .....	D9/709
D447,694 S *	9/2001	Leggett .....	D9/521
7,066,360 B2	6/2006	Hearld et al.	
7,261,221 B2	8/2007	Awbrey et al.	
D573,897 S *	7/2008	Berman .....	D9/708
D587,122 S *	2/2009	Herstol et al. ....	D9/529
D603,957 S *	11/2009	Sato et al. ....	D24/118
D609,101 S *	2/2010	Herstol et al. ....	D9/529
D626,857 S *	11/2010	Spanjaard .....	D9/631
D631,363 S *	1/2011	Herstol et al. ....	D9/557
7,874,466 B2	1/2011	McConville et al.	
D667,313 S *	9/2012	Hensen .....	D9/708
2010/0021089 A1	1/2010	Arvizu	

**FOREIGN PATENT DOCUMENTS**

WO	94/00363 A1	1/1994
WO	99/08942 A1	2/1999

\* cited by examiner

*Primary Examiner* — Caron D Veynar

*Assistant Examiner* — Abraham Bahta

(74) *Attorney, Agent, or Firm* — Whyte Hirschboeck Dudek S.C.

(57) **CLAIM**

The ornamental design for a flexible pouch, as shown and described.

**DESCRIPTION**

FIG. 1 is a bottom perspective view of a flexible pouch showing our new design;  
 FIG. 2 is a front elevation view thereof with the rear elevation view being a mirror image to the front elevation view;  
 FIG. 3 is a left elevation view thereof with the right elevation view being a mirror image to the left elevation view;  
 FIG. 4 is a top plan view thereof; and,  
 FIG. 5 is a bottom plan view thereof.  
 The broken lines in the drawings represent unclaimed environmental matter.

**1 Claim, 3 Drawing Sheets**

(56) **References Cited**  
U.S. PATENT DOCUMENTS

D243,121 S *	1/1977	Ralston et al. ....	D24/118
D304,546 S *	11/1989	Cattach .....	D9/708
5,307,955 A	5/1994	Viegas	

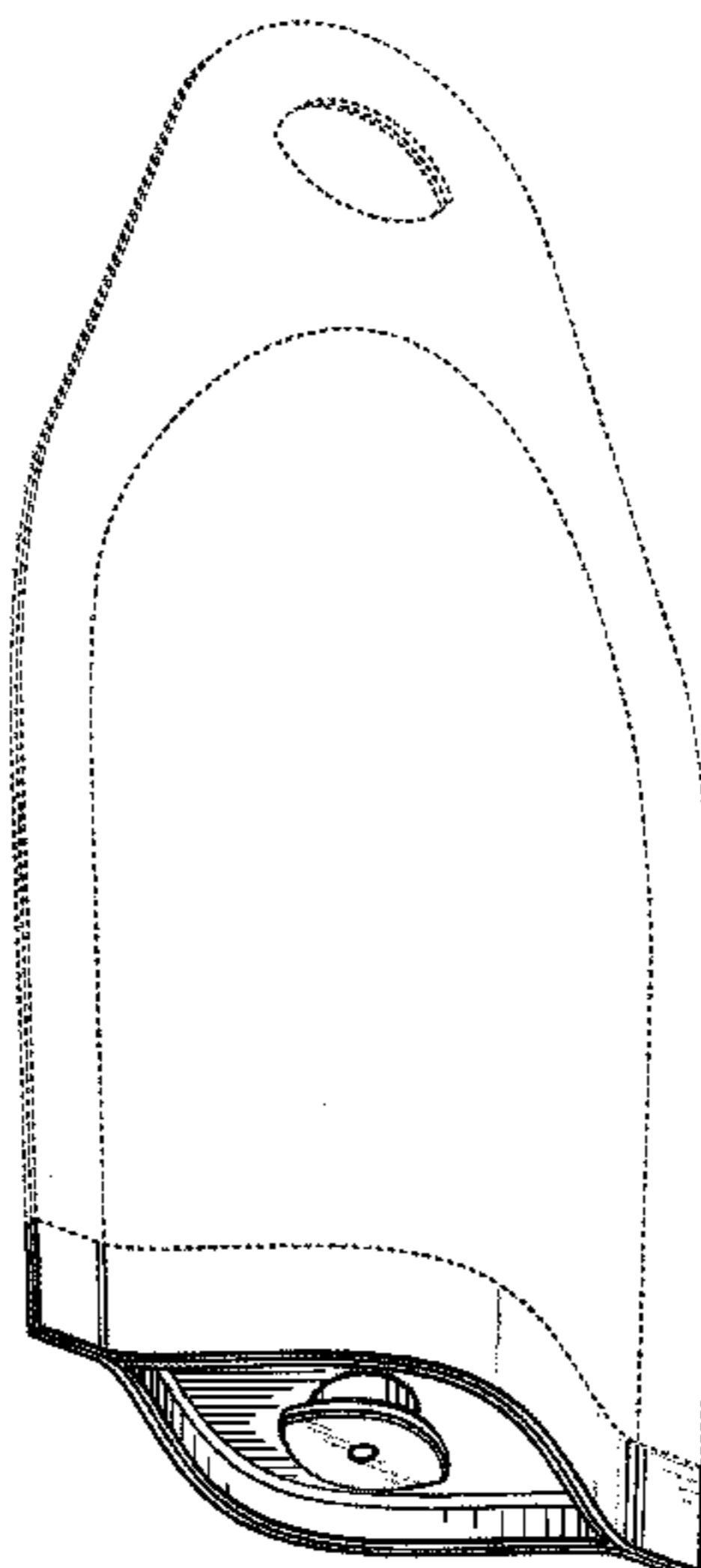


Fig. 1

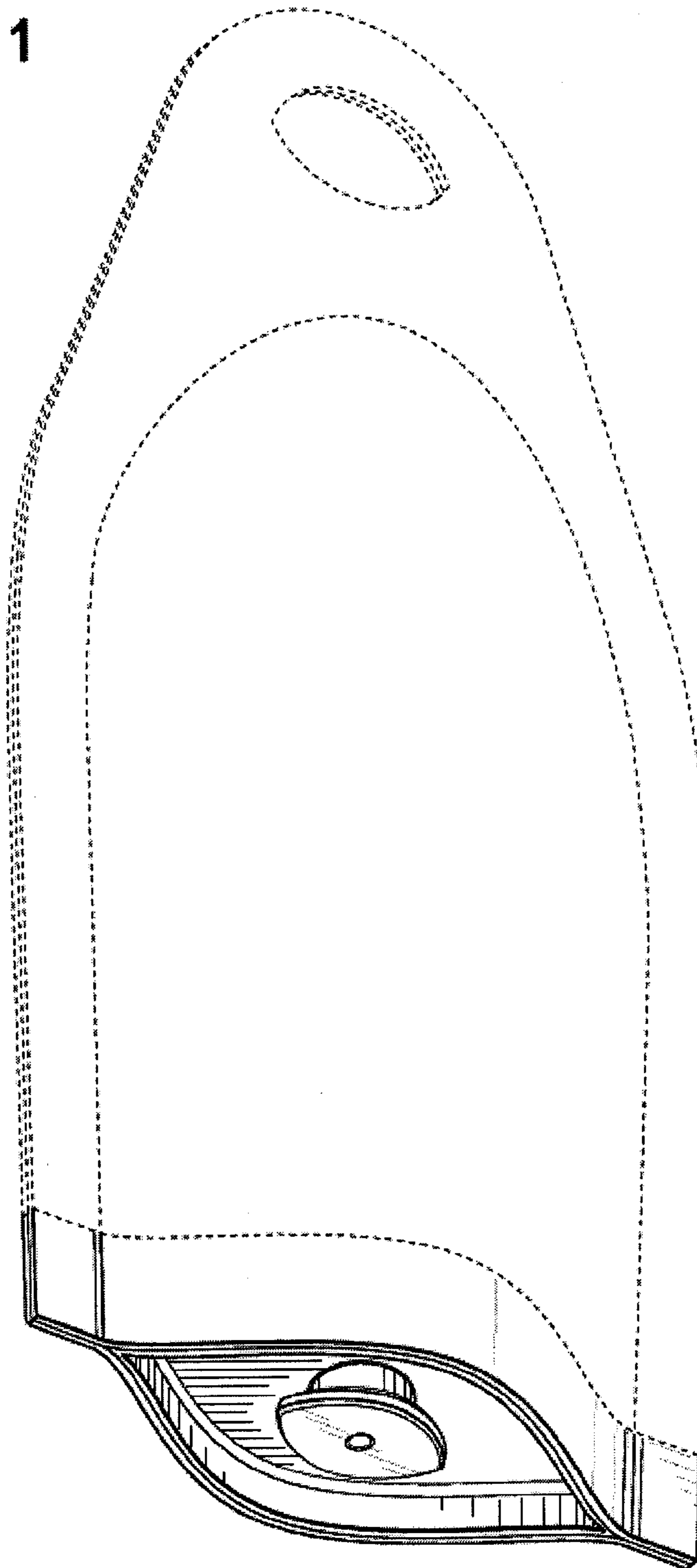


Fig. 2

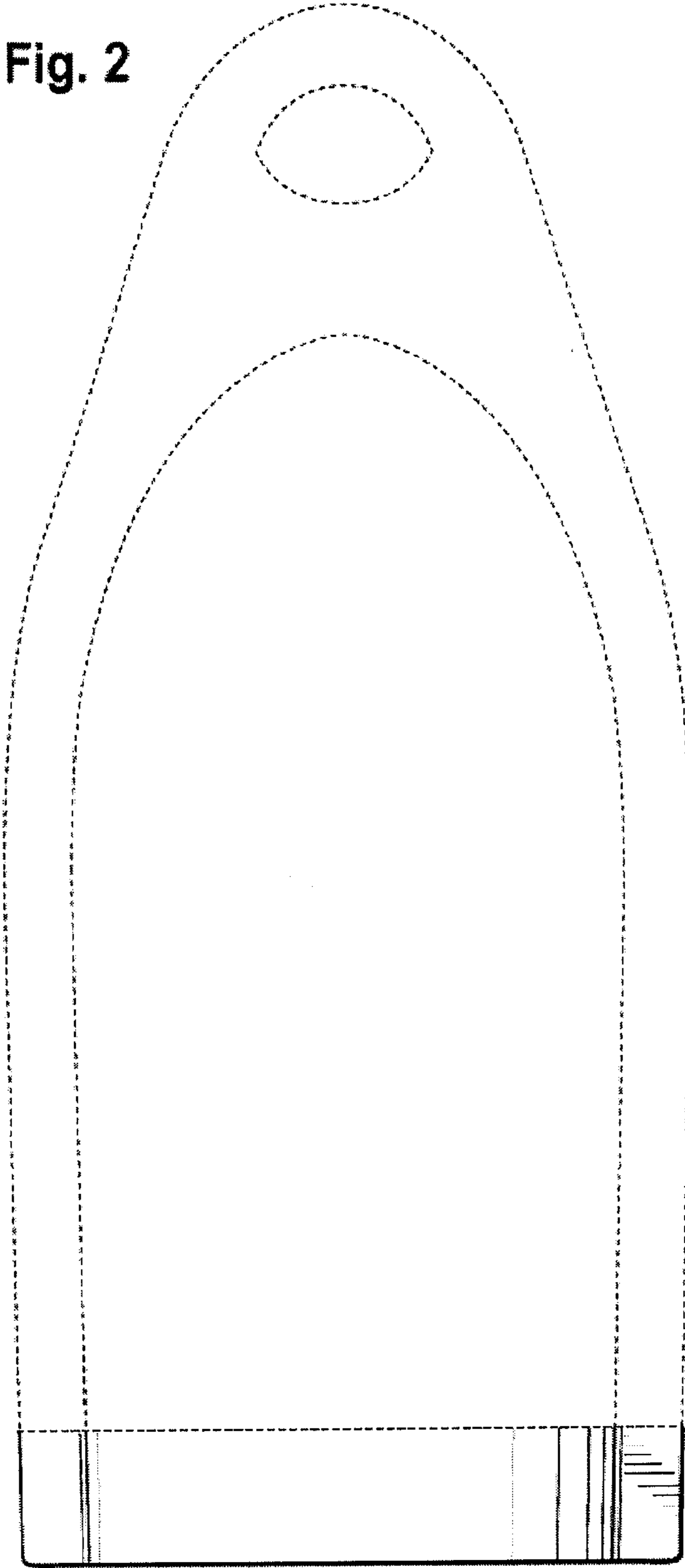

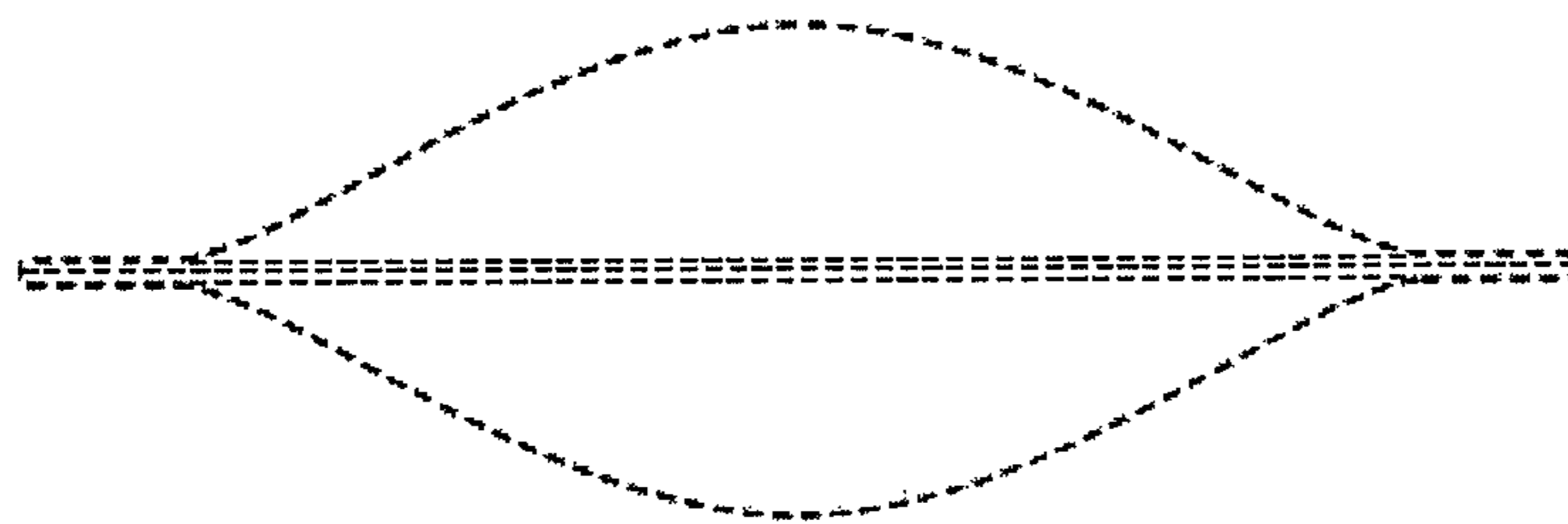


Fig. 3



**Fig. 4**



**Fig. 5**

