



US00D716650S

(12) **United States Design Patent**
Robinson

(10) **Patent No.:** **US D716,650 S**
(45) **Date of Patent:** **** Nov. 4, 2014**

(54) **CONTAINER WITH ORNAMENTATION**

(71) Applicant: **The Procter & Gamble Company,**
Cincinnati, OH (US)

(72) Inventor: **Joseph Robinson,** Uccle (BE)

(73) Assignee: **The Procter & Gamble Company,**
Cincinnati, OH (US)

(**) Term: **14 Years**

(21) Appl. No.: **29/452,775**

(22) Filed: **Apr. 22, 2013**

(30) **Foreign Application Priority Data**

Oct. 22, 2012 (WO) 698786001

(51) **LOC (10) Cl.** **09-07**

(52) **U.S. Cl.**
USPC **D9/434**

(58) **Field of Classification Search**

USPC D9/414-434, 703, 705, 707, 709, 711,
D9/690, 692, 697; D7/585-588,
D7/533.6-554.4, 560-565; D5/4, 7, 29,
D5/45, 14, 16, 19, 20, 25, 26, 27, 30, 47,
D5/53, 57, 61-63; D20/22, 40, 23, 27;
206/278, 297, 299, 770, 822, 457, 784,
206/551, 746; 229/100, 101, 106, 108,
229/101.2, 161.2, 992, 938; D14/248, 440

See application file for complete search history.

(56) **References Cited**

U.S. PATENT DOCUMENTS

D78,303 S * 4/1929 Miller D5/59
D79,888 S * 11/1929 MacMillan D9/432
D88,314 S * 11/1932 Murray D5/63
2,158,089 A * 5/1939 Slick 52/306
2,788,612 A * 4/1957 Sametz 446/418

D209,651 S * 12/1967 Meyer D3/5
D227,979 S * 7/1973 Bird D9/429
D244,669 S * 6/1977 Shiffman D3/294
D480,181 S * 9/2003 Sheng D28/83
D642,911 S 8/2011 Gonzalez et al.
D643,574 S 8/2011 Heidel et al.
D643,843 S * 8/2011 Hsieh et al. D14/440
D648,214 S 11/2011 Gonzalez et al.
D649,452 S 11/2011 Gonzalez et al.
D649,453 S 11/2011 Gonzalez et al.
D649,454 S 11/2011 Gonzalez et al.
D651,340 S 12/2011 Heidel et al.
D652,296 S 1/2012 Gonzalez et al.

(Continued)

OTHER PUBLICATIONS

U.S. Appl. No. 29/452,773, filed Apr. 22, 2012, Joseph Robinson.

(Continued)

Primary Examiner — Eric Goodman

Assistant Examiner — Brett Miller

(74) *Attorney, Agent, or Firm* — Gregory S.
Darley-Emerson; Steven W. Miller

(57) **CLAIM**

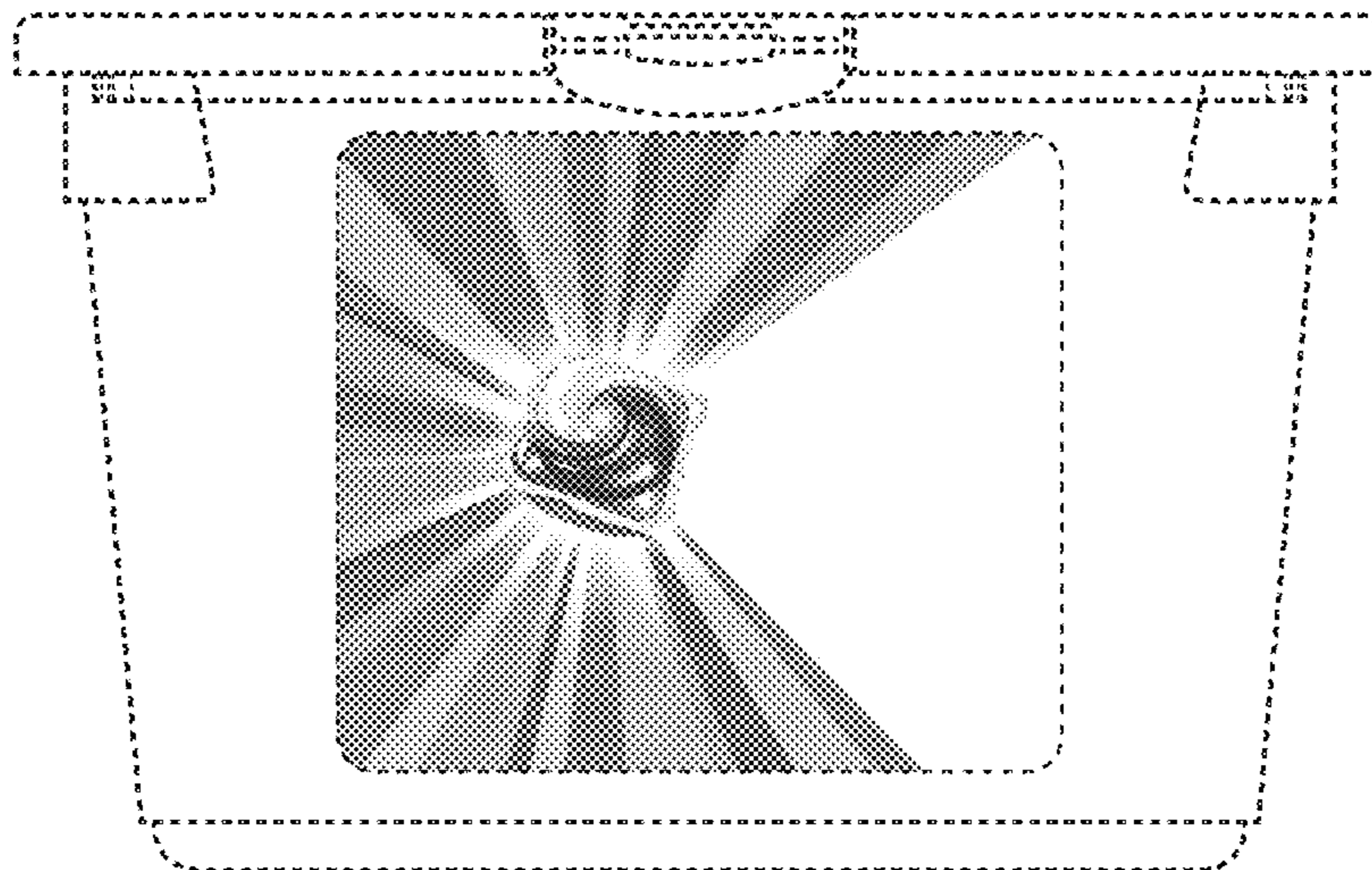
The container with ornamentation, as shown and described.

DESCRIPTION

FIG. 1 is an isometric view of a container with ornamentation, embodying the new design;
FIG. 2 is a left view thereof;
FIG. 3 is a right view thereof;
FIG. 4 is a front view thereof;
FIG. 5 is a back view thereof;
FIG. 6 is a top view thereof; and,
FIG. 7 is a bottom view thereof.

The broken lines are for the purpose of illustrating portions of the article and boundaries of the claim and form no part of the claimed design.

1 Claim, 4 Drawing Sheets



(56)

References Cited

U.S. PATENT DOCUMENTS

D656,397 S 3/2012 Gonzalez et al.
D656,398 S 3/2012 Gonzalez et al.
D656,399 S 3/2012 Gonzalez et al.
D665,785 S * 8/2012 Zheng et al. D14/248

D666,183 S * 8/2012 Zheng et al. D14/248
D696,257 S * 12/2013 Ward et al. D14/440

OTHER PUBLICATIONS

U.S. Appl. No. 29/452,785, filed Apr. 22, 2012, Joseph Robinson.

* cited by examiner

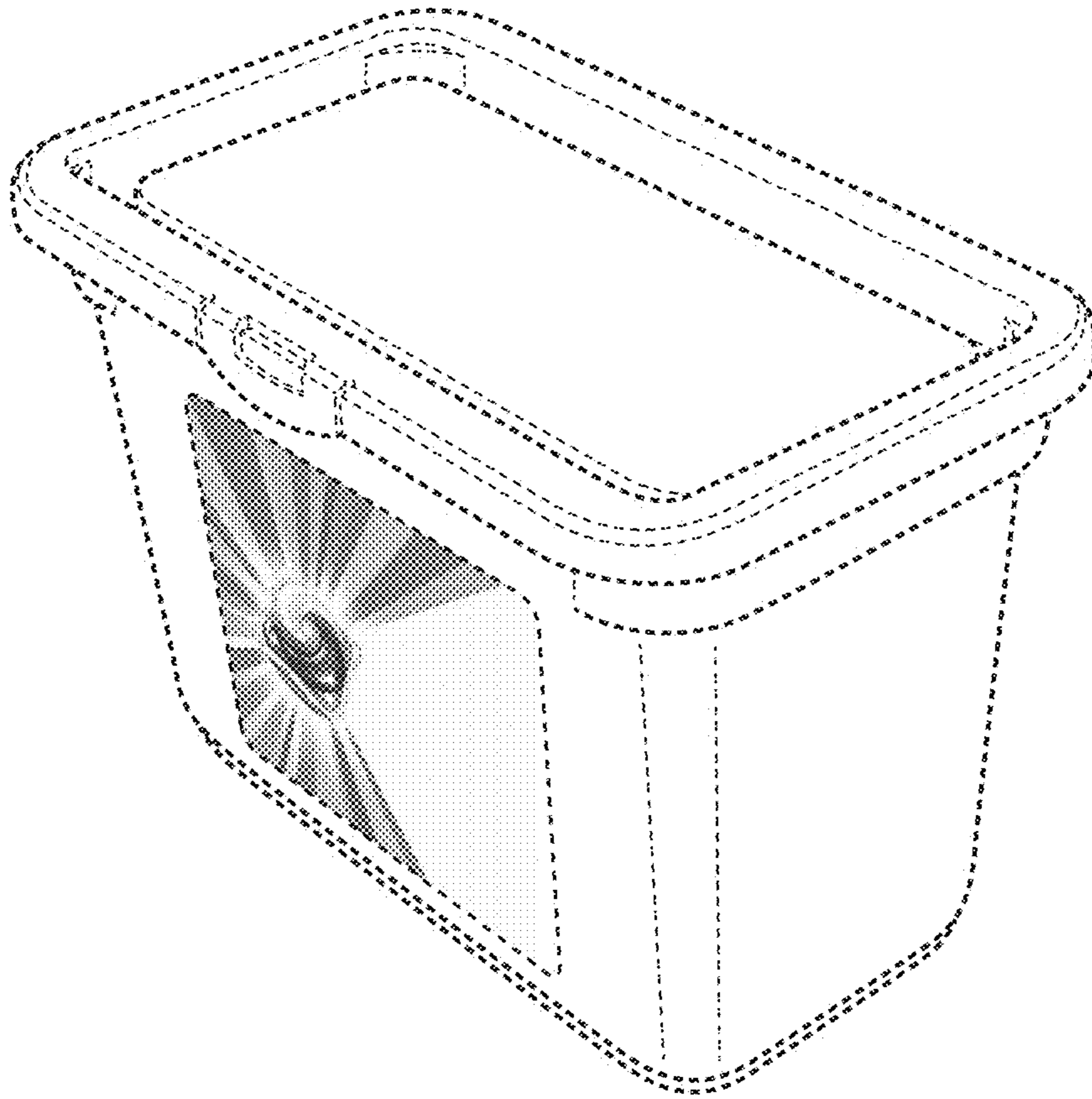


FIG. 1

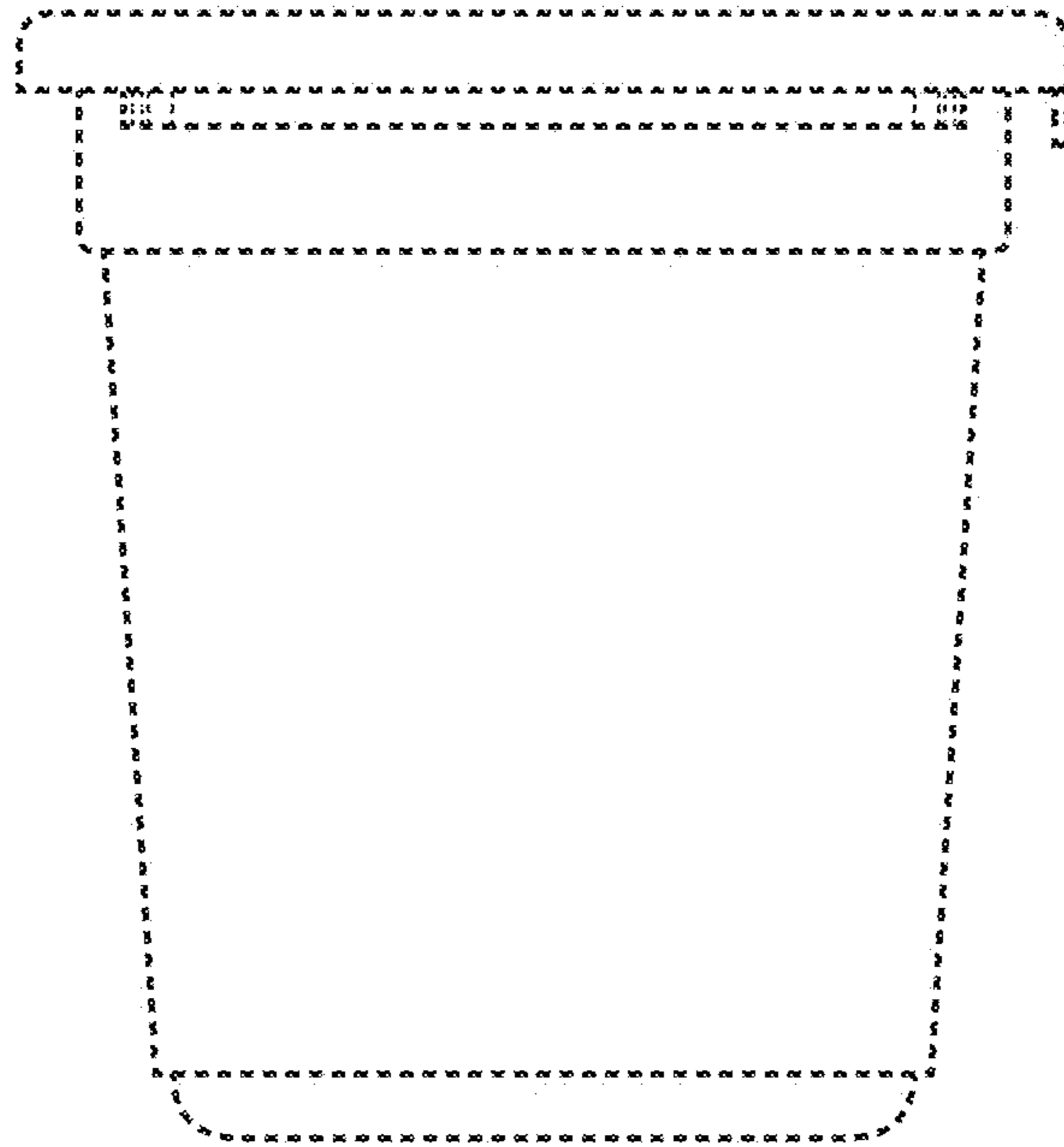


FIG. 2

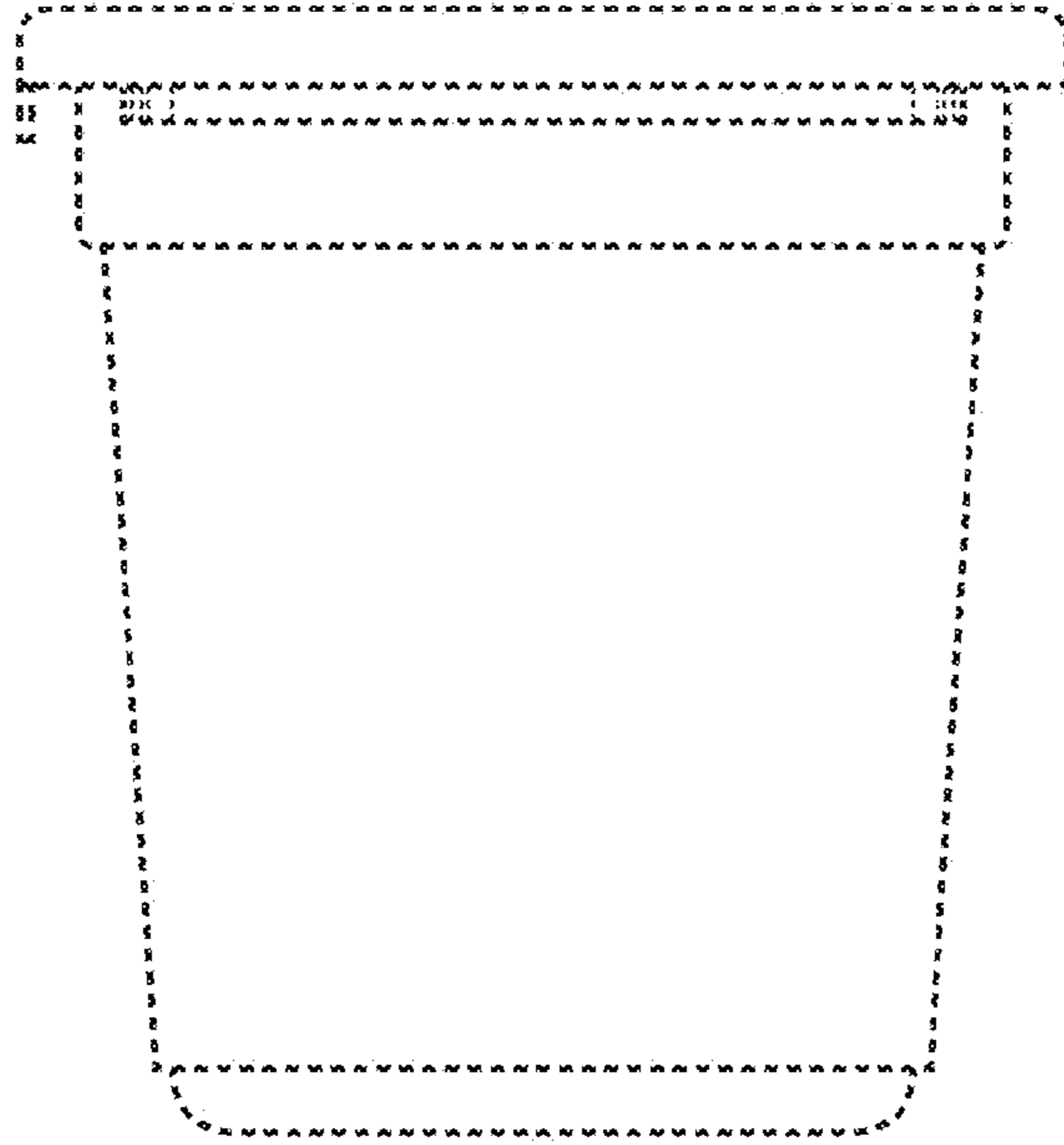


FIG. 3

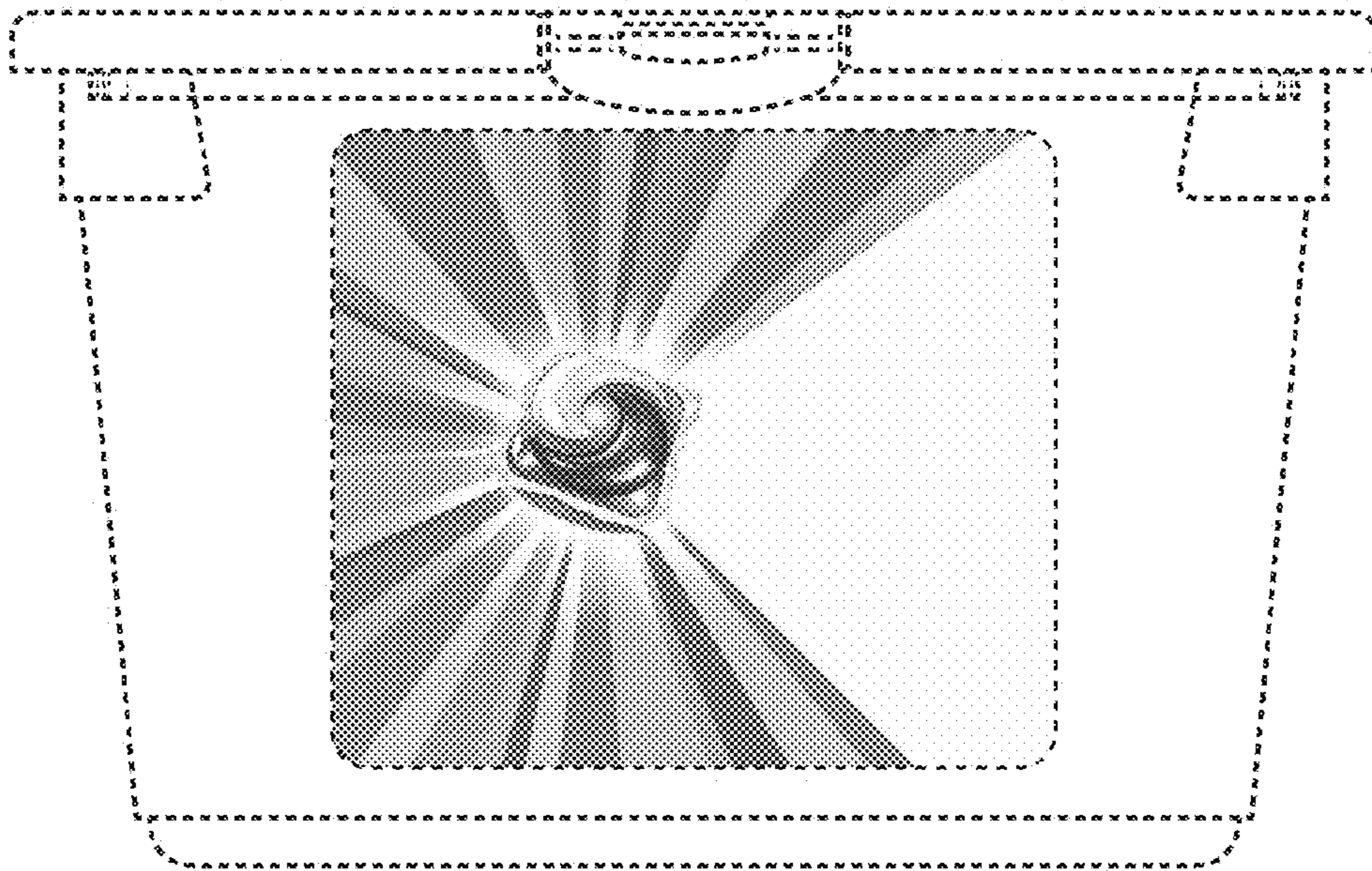


FIG. 4




FIG. 5




FIG. 6




FIG. 7