



US00D716647S

(12) **United States Design Patent**  
**Mizuno**

(10) **Patent No.:** **US D716,647 S**

(45) **Date of Patent:** **\*\* \*Nov. 4, 2014**

(54) **PACKAGE FOR SEWING MACHINE NEEDLES**

(71) Applicant: **Organ Needle Co., Ltd.**, Ueda (JP)

(72) Inventor: **Ryoji Mizuno**, Ueda (JP)

(73) Assignee: **Organ Needle Co., Ltd.**, Ueda-shi (JP)

(\*) Notice: This patent is subject to a terminal disclaimer.

(\*\*) Term: **14 Years**

(21) Appl. No.: **29/466,843**

(22) Filed: **Sep. 12, 2013**

(30) **Foreign Application Priority Data**

Jun. 26, 2013 (JP) ..... D2013-014423

(51) **LOC (10) Cl.** ..... **09-03**

(52) **U.S. Cl.**  
USPC ..... **D9/415**

(58) **Field of Classification Search**  
USPC ..... D9/414-418, 425, 423, 429, 432, 445,  
D9/499, 702, 715, 722, 748, 759, 718, 426,  
D9/433, 457, 700, 701, 434; 206/395, 396,  
206/397-223, 756, 495, 349, 760; 229/107,  
229/122, 132, 122.32, 174, 120.04, 120.13,  
229/120.23, 103.3, 114, 117, 117.08;  
D6/491

See application file for complete search history.

(56) **References Cited**

**U.S. PATENT DOCUMENTS**

D299,433 S \* 1/1989 Gustafsson ..... D9/433  
D299,621 S \* 1/1989 Kirk ..... D9/457

D327,427 S \* 6/1992 McCooey ..... D9/722  
D469,012 S \* 1/2003 Lee ..... D9/434  
D479,687 S \* 9/2003 Kumakura ..... D9/457  
D505,809 S \* 6/2005 Cassidy et al. .... D6/491  
D524,653 S \* 7/2006 Baumgarten ..... D9/457  
D615,402 S \* 5/2010 Doster ..... D9/457

**OTHER PUBLICATIONS**

“6 cards or skeins of . . . ” reference dated Jan. 19, 2014, found on internet at <http://www.etsy.com/listing/163054954/6-cards-or-skeins-of-crewel-embroidery?ref=market>.\*

“Japanese tape and paper yarn in new colours” reference dated Mar. 8, 2014 found on internet at <http://www.paperphine.com/?p=348>.\*

\* cited by examiner

*Primary Examiner* — Ian Simmons

*Assistant Examiner* — Rhea Shields

(74) *Attorney, Agent, or Firm* — Kratz, Quintos & Hanson, LLP

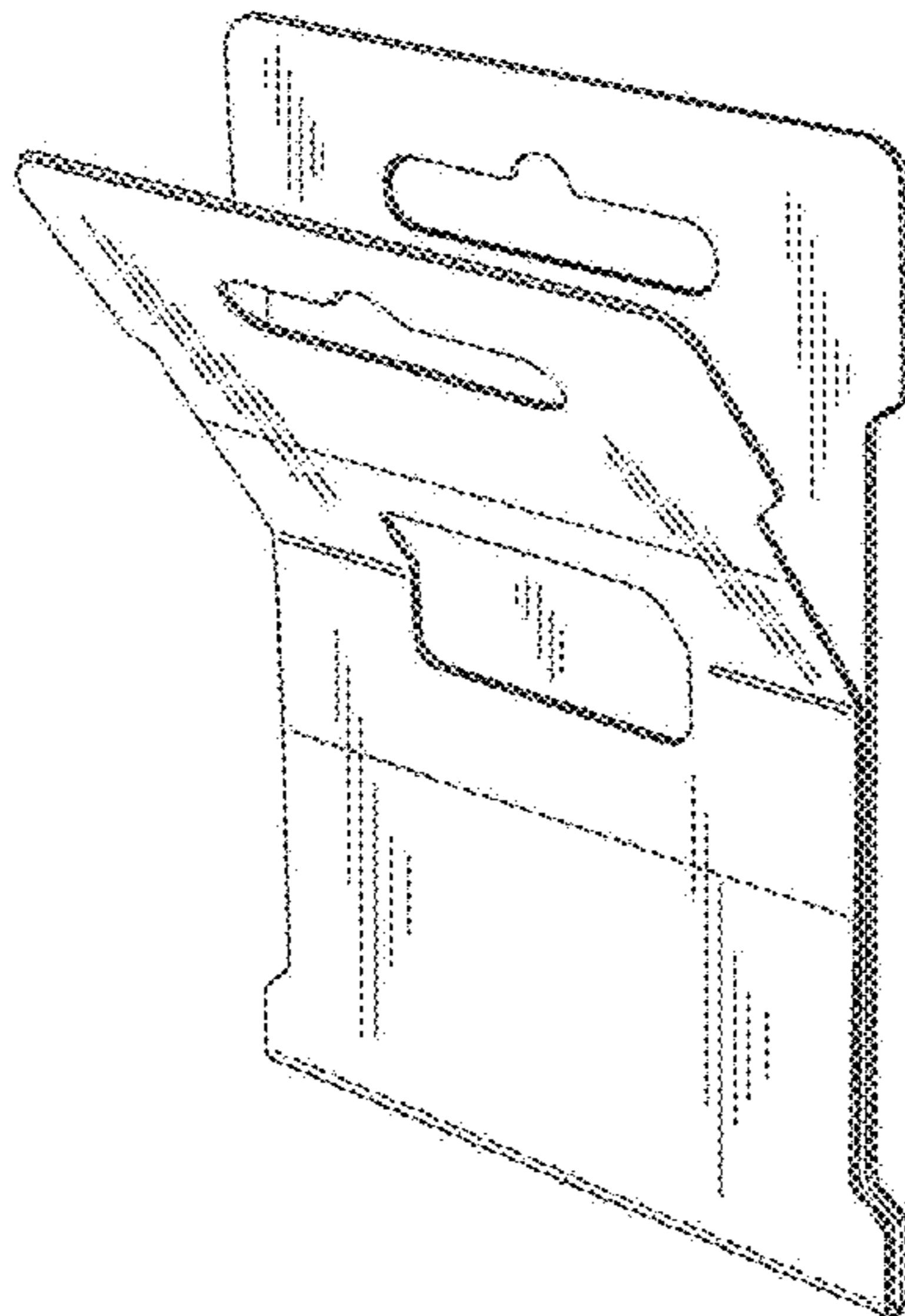
(57) **CLAIM**

The ornamental design of a package for sewing machine needles, as shown and described.

**DESCRIPTION**

FIG. 1 is a front view of a package for sewing machine needles according to the present invention;  
FIG. 2 is a back view thereof;  
FIG. 3 is a right side view thereof, the left side view being a mirror image thereof;  
FIG. 4 is a top view thereof;  
FIG. 5 is a bottom view thereof;  
FIG. 6 is a perspective view thereof; and,  
FIG. 7 is a perspective view thereof with the upper part of the component opened by sliding the wrapper film downward.

**1 Claim, 5 Drawing Sheets**



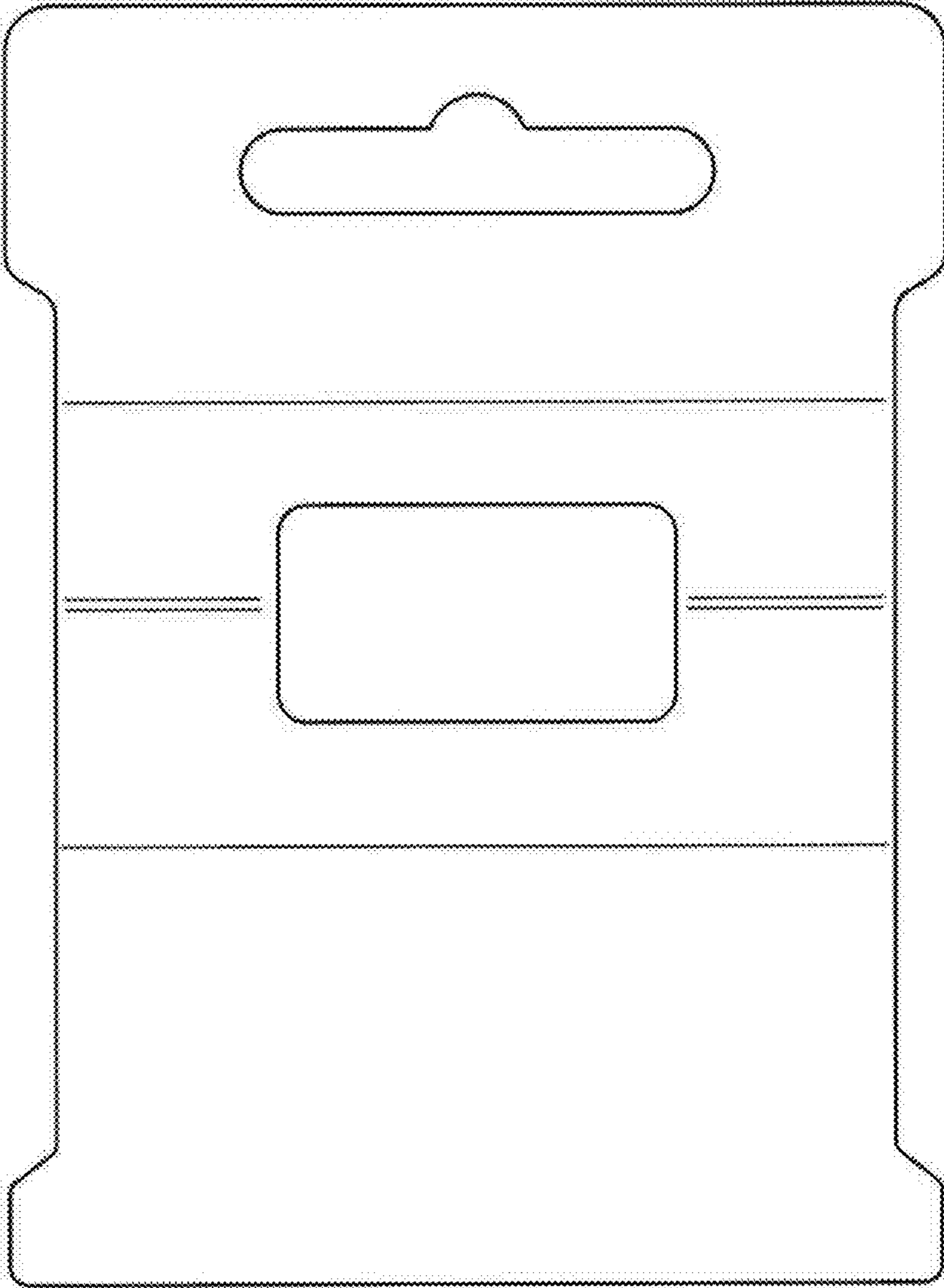


Fig. 1

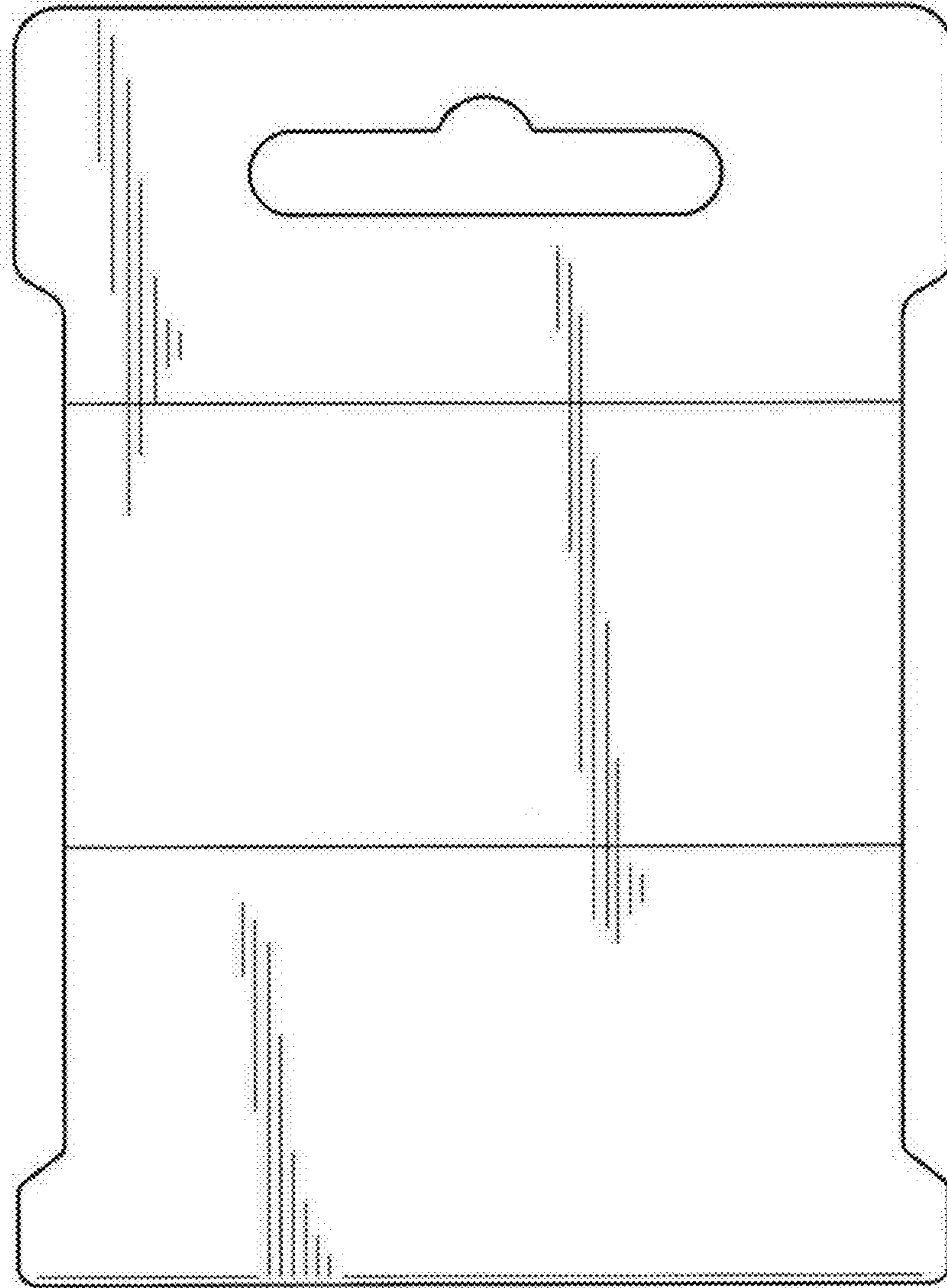


Fig. 2




Fig. 3



Fig. 4




Fig. 5

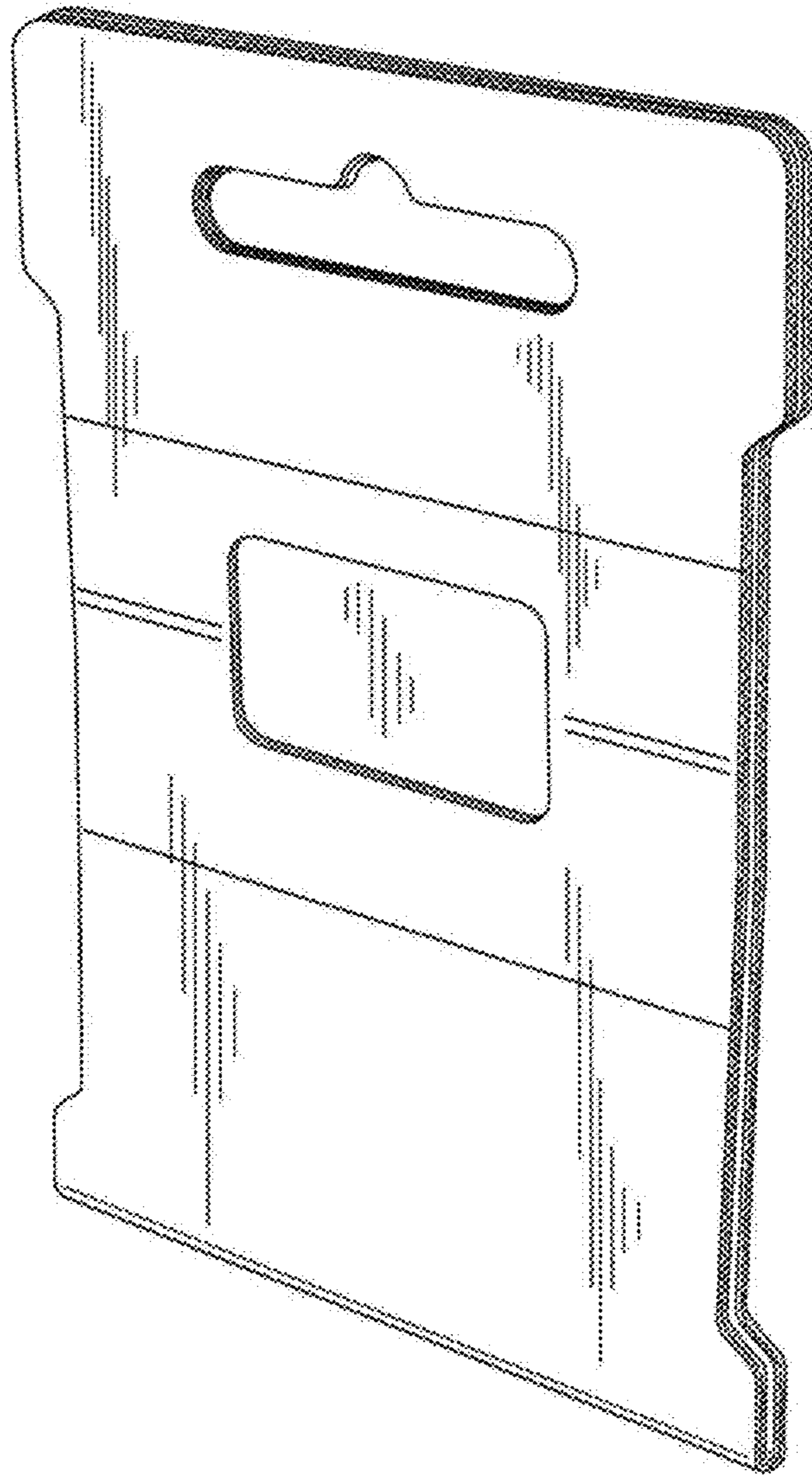


Fig. 6




Fig. 7