



US00D716612S

(12) **United States Design Patent**  
**Mills et al.**

(10) **Patent No.:** **US D716,612 S**  
(45) **Date of Patent:** **\*\* Nov. 4, 2014**

- (54) **STAND FOR A WINE AERATOR**
- (71) Applicant: **Brookstone Purchasing, Inc.**,  
Merrimack, NH (US)
- (72) Inventors: **Stephen B. Mills**, Atkinson, NH (US);  
**Christopher M. Petersen**, Milford, NH  
(US)
- (73) Assignee: **Brookstone Purchasing, Inc.**,  
Merrimack, NH (US)

D257,609	S	*	12/1980	Eliasson	.....	D7/403
4,494,452	A		1/1985	Barzso		
4,785,724	A		11/1988	Vassallo		
D317,246	S	*	6/1991	Driscoll	.....	D9/434
5,154,112	A		10/1992	Wettern		
5,595,104	A		1/1997	Delaplaine		
D384,222	S	*	9/1997	Cheng	.....	D6/403
D391,718	S	*	3/1998	Cagas	.....	D32/58
D432,943	S	*	10/2000	Schottin	.....	D11/143
6,508,163	B1	*	1/2003	Weatherill	.....	99/323.1
D511,438	S	*	11/2005	Johnson	.....	D7/619.1
D605,465	S	*	12/2009	Benton et al.	.....	D7/396.2

(Continued)

(\*\*) Term: **14 Years**

**OTHER PUBLICATIONS**

(21) Appl. No.: **29/451,332**

U.S. Appl. No. 29/437,876, filed Nov. 21, 2012, Mills, et al., Wine Aerator.

(22) Filed: **Apr. 1, 2013**

(Continued)

(51) **LOC (10) Cl.** ..... **07-99**

(52) **U.S. Cl.**  
USPC ..... **D7/600.1; D7/398; D7/397; D11/146**

(58) **Field of Classification Search**  
CPC ..... **A47J 47/16; A47J 47/20; B67D 1/1215; B67D 1/025**  
USPC ..... **D7/213, 300, 306, 307, 380, 388, 399, D7/396, 396.1, 396.2, 397, 398, 400, 403, D7/404, 412, 415, 592, 600.1, 600.2, 602, D7/690, 700, 704, 705; D8/93; D9/440, D9/434, 456, 439; D24/224; D19/66, 90, D19/91; 224/148.1, 148.2; 215/386; 248/27.8, 688; D11/130.1, 143, 146**

See application file for complete search history.

*Primary Examiner* — Marianne Pandozzi  
*Assistant Examiner* — Jae Liang  
(74) *Attorney, Agent, or Firm* — Grossman Tucker Perreault & Pflieger, PLLC

(57) **CLAIM**

The ornamental design for a stand for a wine aerator, as shown and described.

**DESCRIPTION**

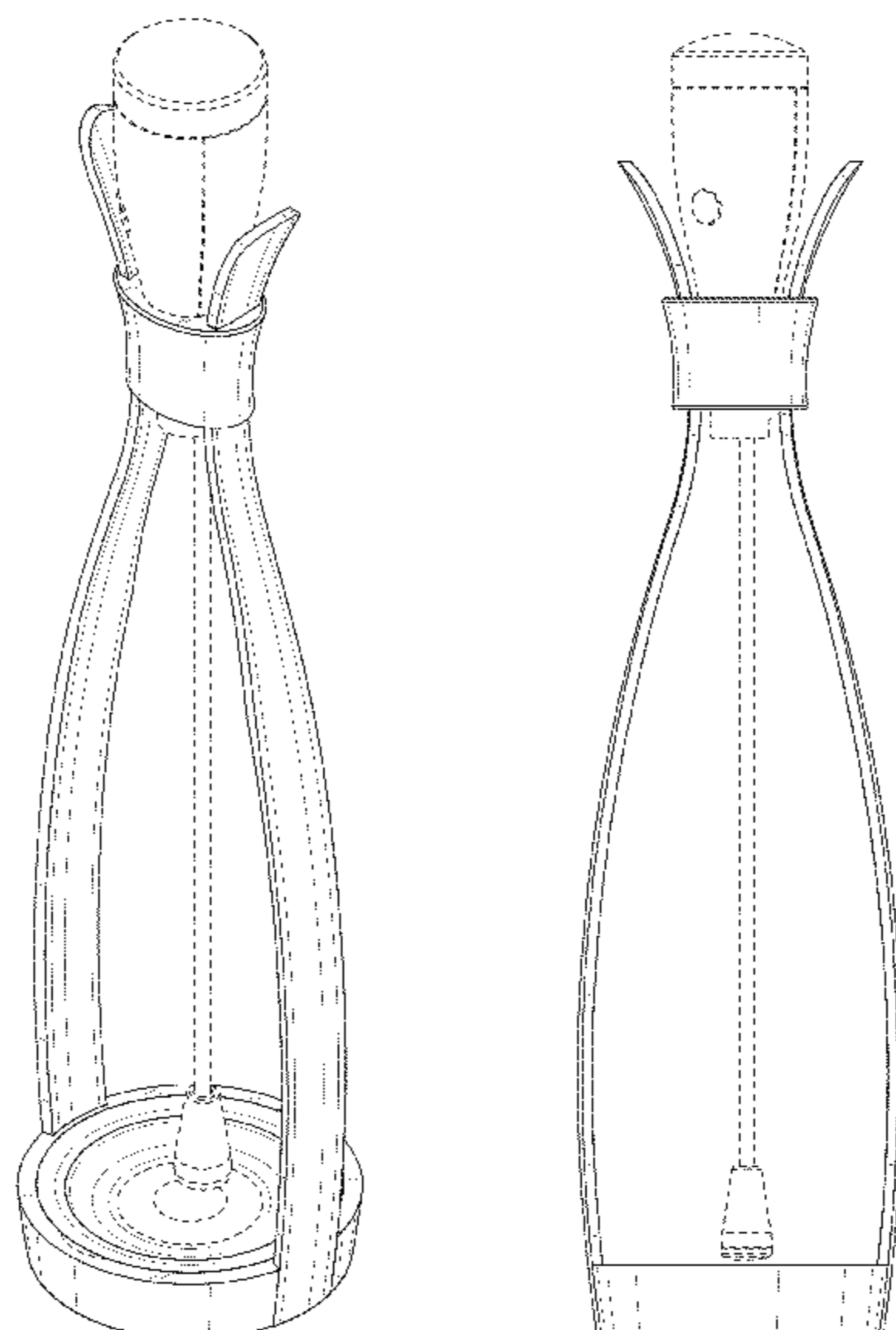
FIG. 1 is a right side perspective view of a stand for a wine aerator.  
FIG. 2 is a front elevation view thereof.  
FIG. 3 is a rear elevation view thereof.  
FIG. 4 is a left side elevation view thereof.  
FIG. 5 is a right side elevation view thereof.  
FIG. 6 is a top plan view thereof; and,  
FIG. 7 is a bottom plan view thereof.  
The broken lines in the figures are included for illustrative purposes and form no part of the claimed design.

(56) **References Cited**

**U.S. PATENT DOCUMENTS**

711,468	A	*	10/1902	Brown	.....	141/1
1,642,231	A	*	9/1927	Dover	.....	47/40.5
D181,207	S	*	10/1957	Lax	.....	D7/366
2,854,203	A	*	9/1958	Grube	.....	47/40.5
D217,828	S	*	6/1970	Hilliard	.....	D7/622
D237,578	S	*	11/1975	Thomas et al.	.....	D7/354

**1 Claim, 6 Drawing Sheets**



(56)

**References Cited**

**OTHER PUBLICATIONS**

U.S. PATENT DOCUMENTS

D611,752 S \* 3/2010 Ross ..... D7/300  
D631,291 S 1/2011 Kushner et al.  
D638,296 S \* 5/2011 Levine ..... D9/455  
D640,923 S \* 7/2011 Kim ..... D9/434  
D674,276 S \* 1/2013 Cohen et al. .... D9/434  
D693,693 S \* 11/2013 Sanchez ..... D9/545  
D701,080 S \* 3/2014 Mills et al. .... D7/397  
D701,081 S \* 3/2014 Mills et al. .... D7/397  
D705,004 S \* 5/2014 Mills et al. .... D7/397  
2007/0199908 A1\* 8/2007 Kasden et al. .... 211/41.5  
2010/0058933 A1 3/2010 Cheng

U.S. Appl. No. 29/437,886, filed Nov. 21, 2012, Mills, et al., Wine  
Aerator.  
U.S. Appl. No. 29/437,888, filed Nov. 21, 2012, Mills, et al., Wine  
Aerator.  
U.S. Appl. No. 13/748,500, filed Jan. 23, 2013, Mills, et al., Wine  
Aerator.

\* cited by examiner

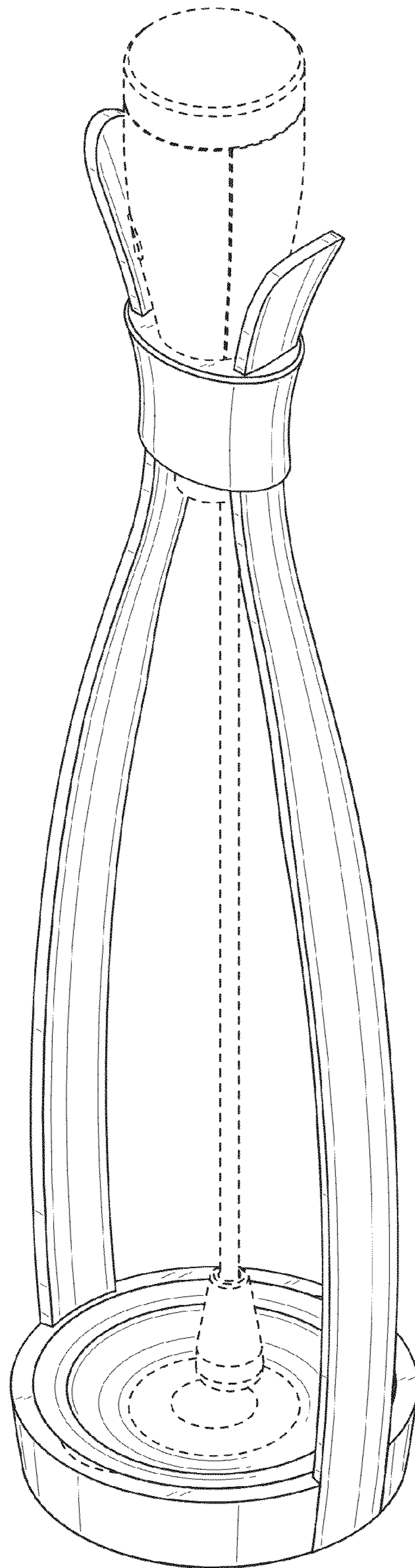


FIG. 1

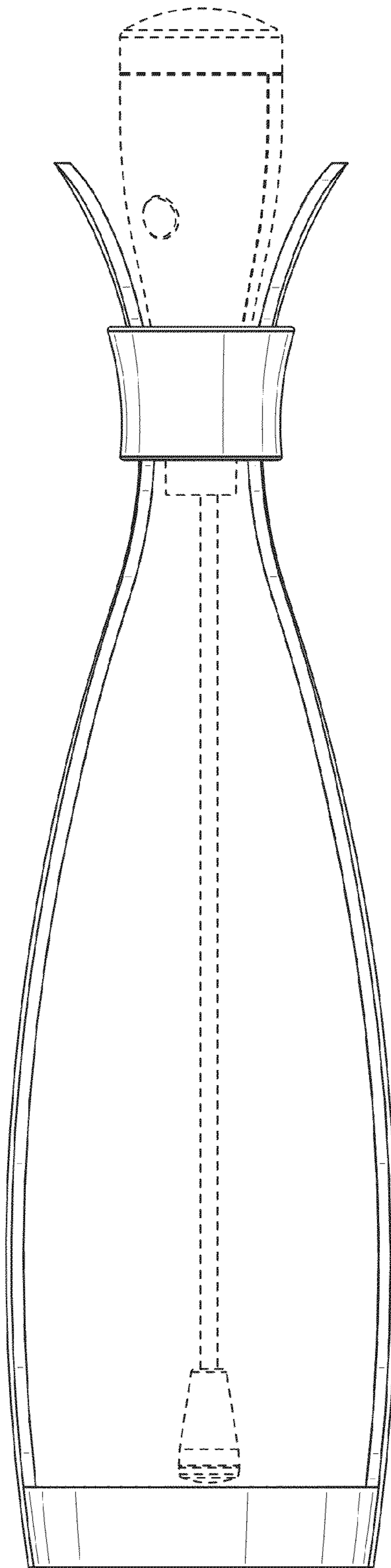


FIG. 2

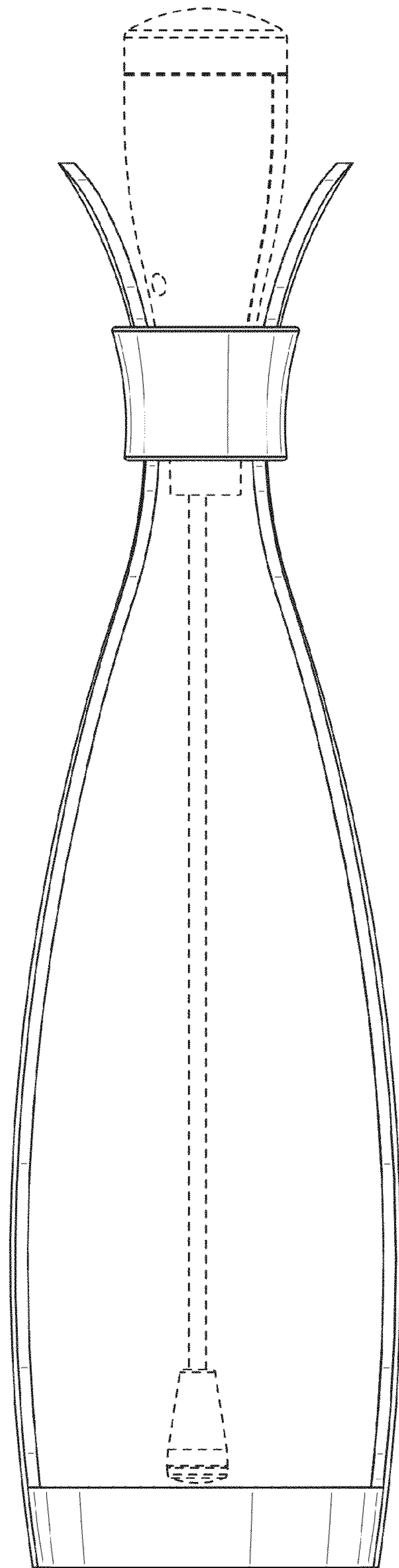


FIG. 3

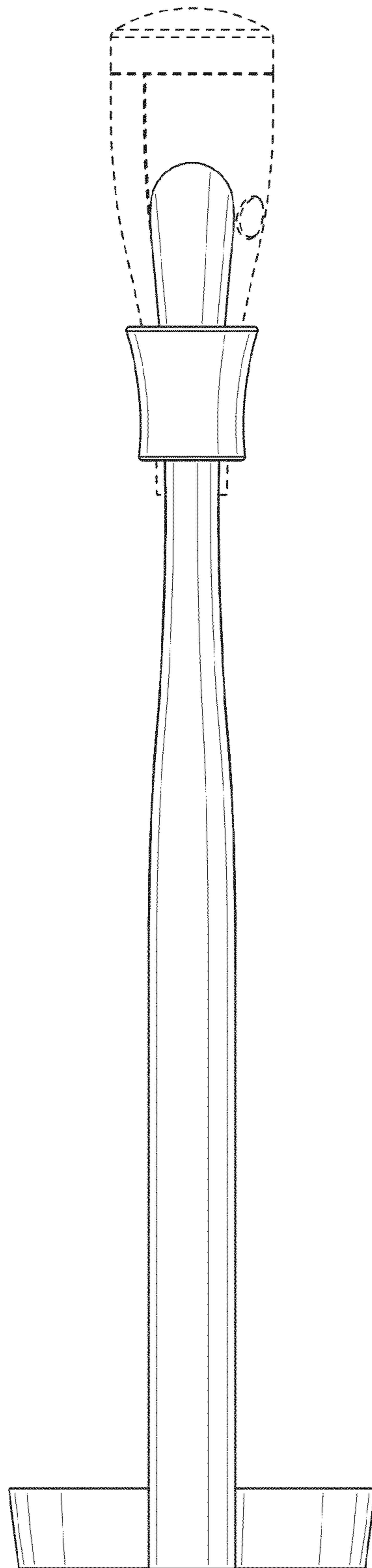


FIG. 4

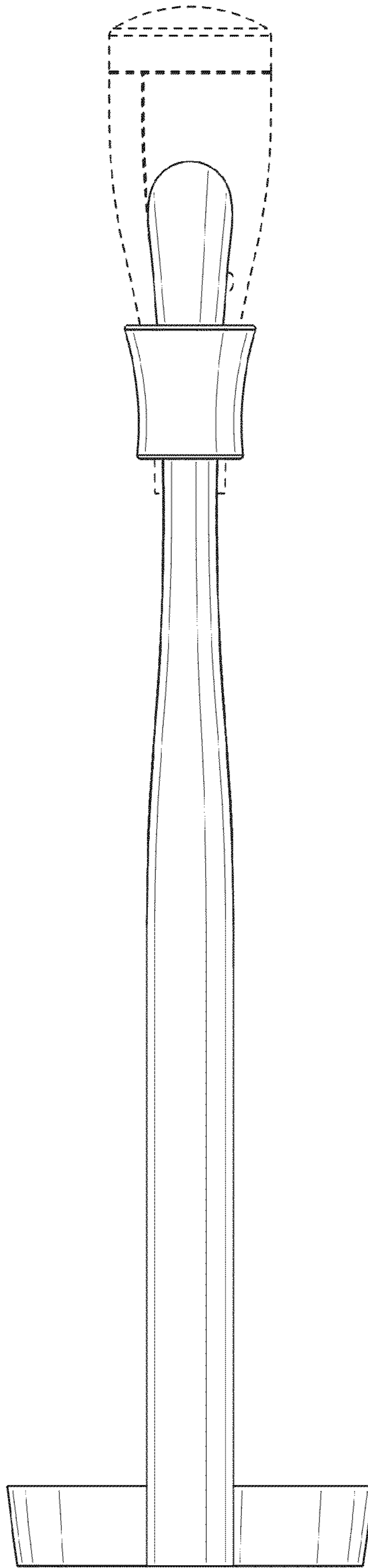


FIG. 5

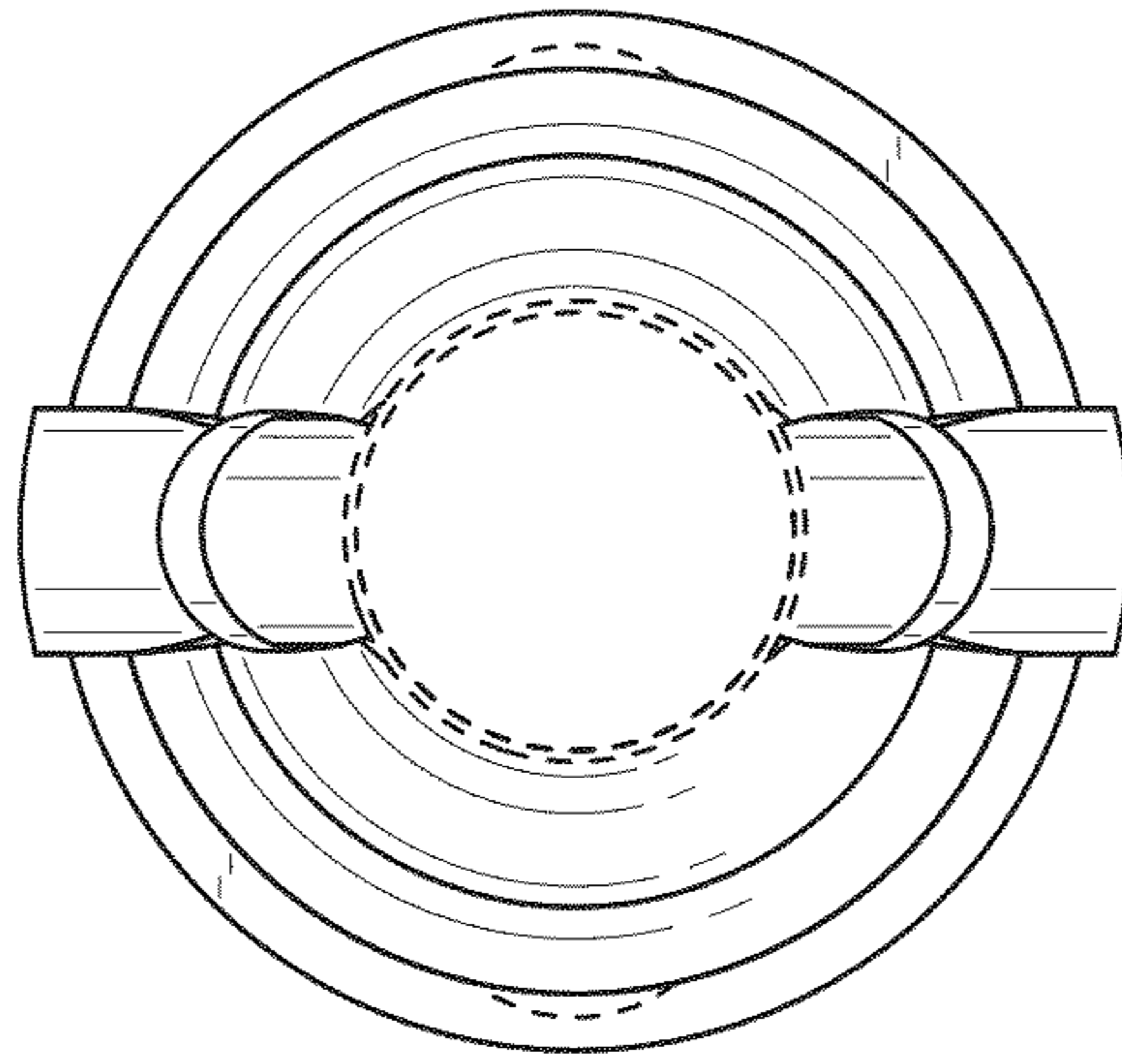


FIG. 6

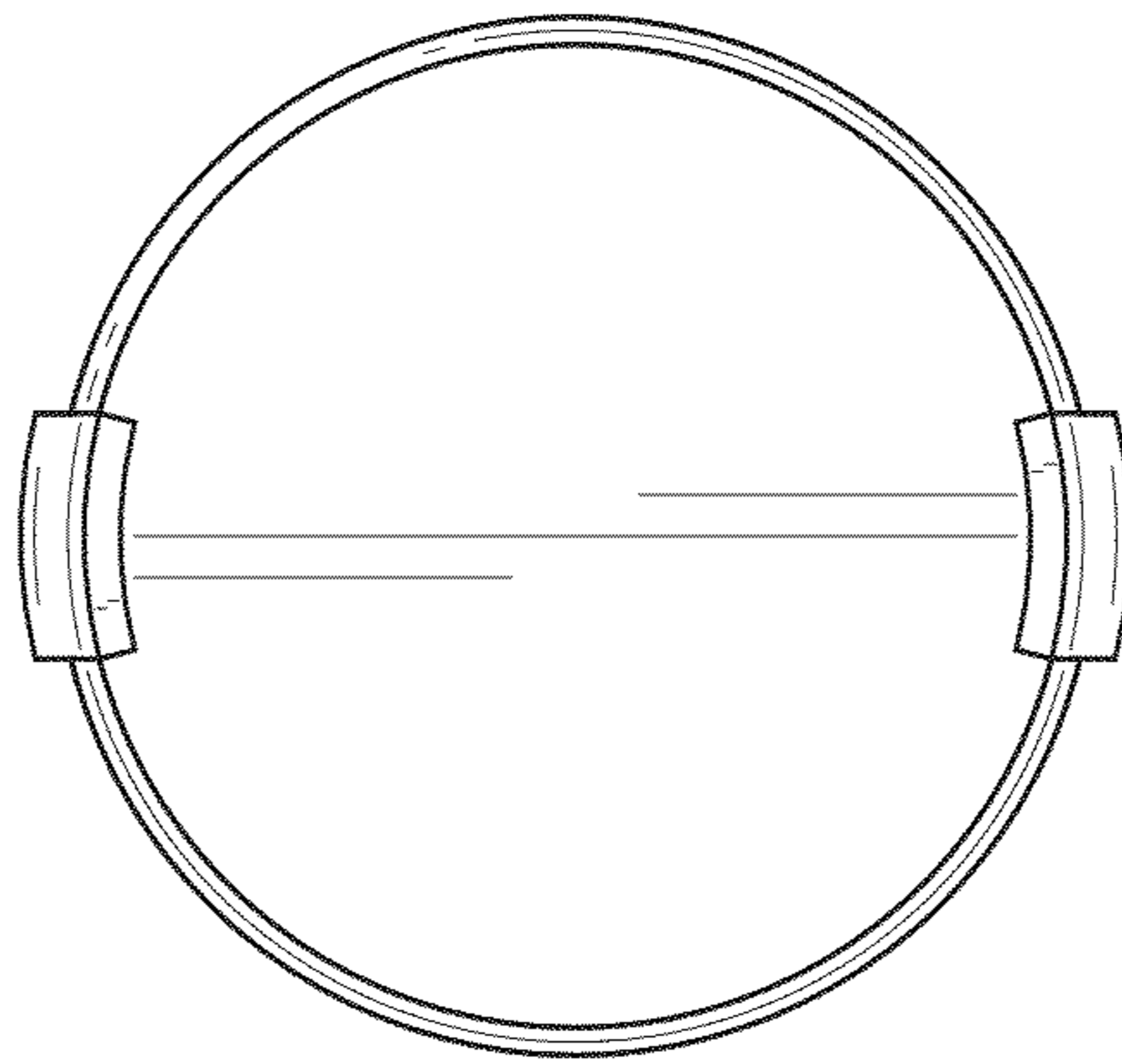


FIG. 7