



US00D716611S

(12) **United States Design Patent**
Pople et al.

(10) **Patent No.:** **US D716,611 S**
(45) **Date of Patent:** **** Nov. 4, 2014**

(54) **SURFACE ORNAMENTATION FOR
DINNERWARE**

(71) Applicant: **WKI Holding Company, Inc.**,
Rosemont, IL (US)

(72) Inventors: **Julie Pople**, Albert Dock (GB);
Annbjorg Eide, Elmire, NY (US);
Timothy Kern Virkus, Painted Post, NY
(US)

(73) Assignee: **WKI Holding Company, Inc.**,
Rosemont, IL (US)

(**) Term: **14 Years**

(21) Appl. No.: **29/477,670**

(22) Filed: **Dec. 24, 2013**

(51) **LOC (10) Cl.** **07-06**

(52) **U.S. Cl.**
USPC **D7/575; D7/576; D7/565; D7/396.4**

(58) **Field of Classification Search**
CPC A45C 11/20; A47G 19/02; A47G 19/06;
A47G 19/04
USPC D7/500, 505, 506, 507, 512, 513, 541,
D7/543, 545, 550.1, 551, 553, 554, 540,
D7/549, 555, 557, 560, 562, 565, 568, 570,
D7/571, 572, 584-588, 642-645, 653, 654,
D7/664, 329, 360, 396.4, 575; D9/715,
D9/717, 347, 432, 337, 338, 425, 718, 749,
D9/757, 758, 756, 760, 761, 762, 428, 430,
D9/431, 456, 499; D6/302, 303, 309, 592;
D11/33, 37, 67, 227, 241, 143;
D30/130; 220/574, 574.1; 206/541;
229/401

See application file for complete search history.

(56) **References Cited**

U.S. PATENT DOCUMENTS

D23,387 S *	6/1894	Von Grave	D6/300
D24,730 S *	10/1895	Sauer	D5/6
D64,532 S *	4/1924	De Passe	D7/575
D112,931 S *	1/1939	Buma	D7/575
2,642,390 A *	6/1953	Garofano	205/120
D176,145 S *	11/1955	Klingberg	D11/151
D194,933 S *	4/1963	Nagoya	D7/576
D196,856 S *	11/1963	Masuda	D7/575

(Continued)

OTHER PUBLICATIONS

Printed plate design, first disclosed more than a year before the filing date.

Primary Examiner — Marianne Pandozzi

Assistant Examiner — Jae Liang

(74) *Attorney, Agent, or Firm* — McDermott Will & Emery LLP

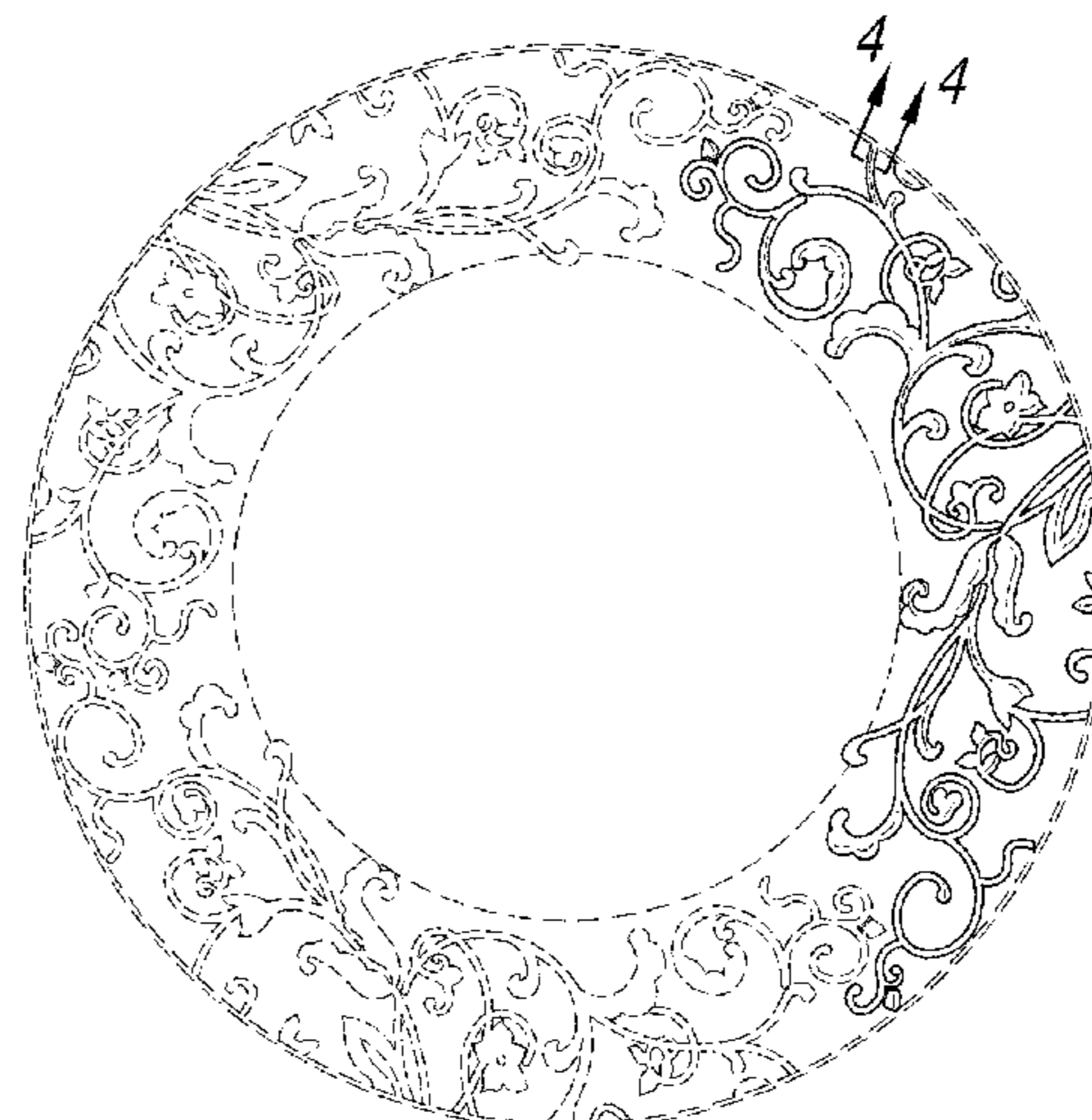
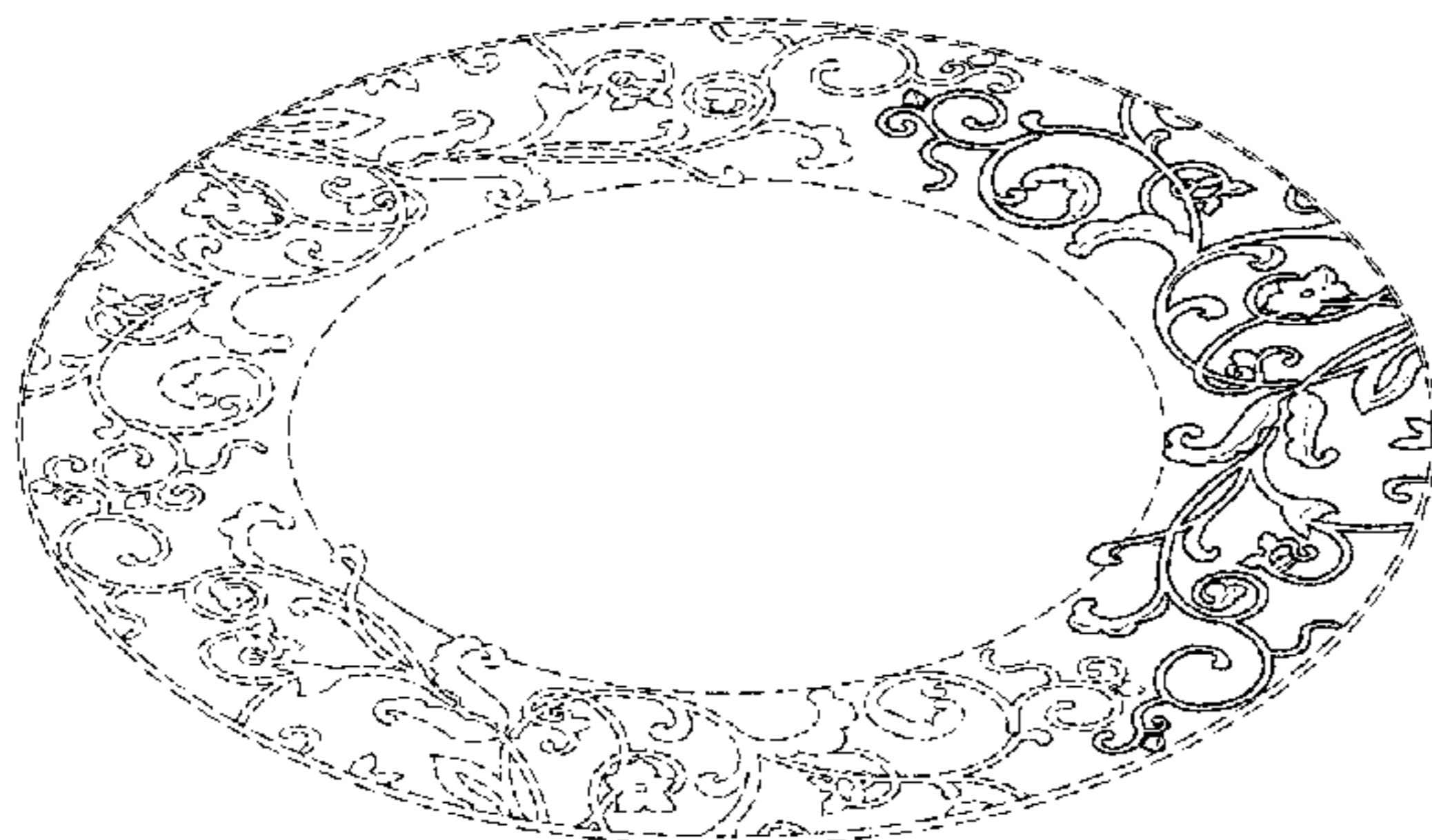
(57) **CLAIM**

We claim the ornamental design for a surface ornamentation for dinnerware, as shown and described.

DESCRIPTION

FIG. 1 is a first perspective view of a surface ornamentation for dinnerware according to the present invention.
FIG. 2 is a second perspective view of the surface ornamentation for dinnerware of FIG. 1;
FIG. 3 is a top plan view of the surface ornamentation for dinnerware of FIG. 1;
FIG. 4 is a cross-sectional view of the surface ornamentation for dinnerware of FIG. 1 taken along the line 4-4;
FIG. 5 is a front elevation view of the surface ornamentation for dinnerware of FIG. 1, the rear elevation view, and side elevation views being identical images thereof; and,
FIG. 6 is a bottom plan view of the surface ornamentation for dinnerware of FIG. 1.
The broken lines form no part of the claimed design.

1 Claim, 3 Drawing Sheets



(56)

References Cited

U.S. PATENT DOCUMENTS

D201,506 S *	6/1965	Masuda	D7/576	D593,106 S *	5/2009	Moshes	D14/484.1
D271,652 S *	12/1983	Saffell	D7/396.4	D612,616 S *	3/2010	Sanders et al.	D5/37
D456,306 S *	4/2002	Master	D11/151	D613,985 S *	4/2010	Schwartz	D6/588
D459,270 S *	6/2002	Kumar	D11/156	D655,616 S *	3/2012	Wanders	D9/661
D517,863 S *	3/2006	Hayes et al.	D7/396.5	D656,034 S *	3/2012	Wanders	D9/661
D533,830 S *	12/2006	Miyazaki	D12/605	D668,066 S *	10/2012	Diringer	D5/66
D546,629 S *	7/2007	Hayes et al.	D7/585	D674,200 S *	1/2013	Carrasco	D6/300
D592,671 S *	5/2009	Moshes	D14/484.1	D674,692 S *	1/2013	Chase et al.	D9/434
				D694,578 S *	12/2013	Eide et al.	D7/396.4
				D699,075 S *	2/2014	Mariotti	D7/521
				2010/0307671 A1 *	12/2010	David	156/247

* cited by examiner

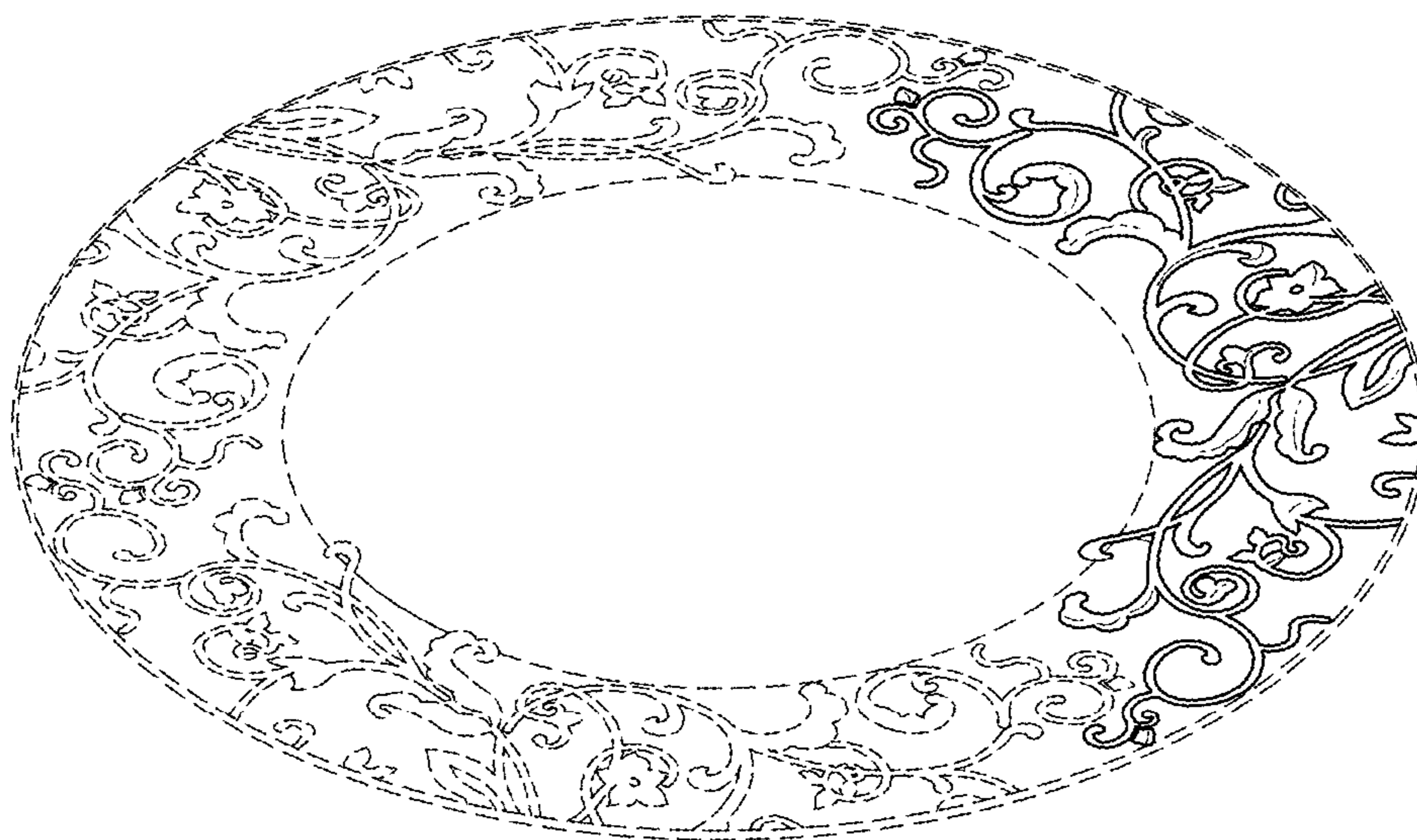


FIG. 1

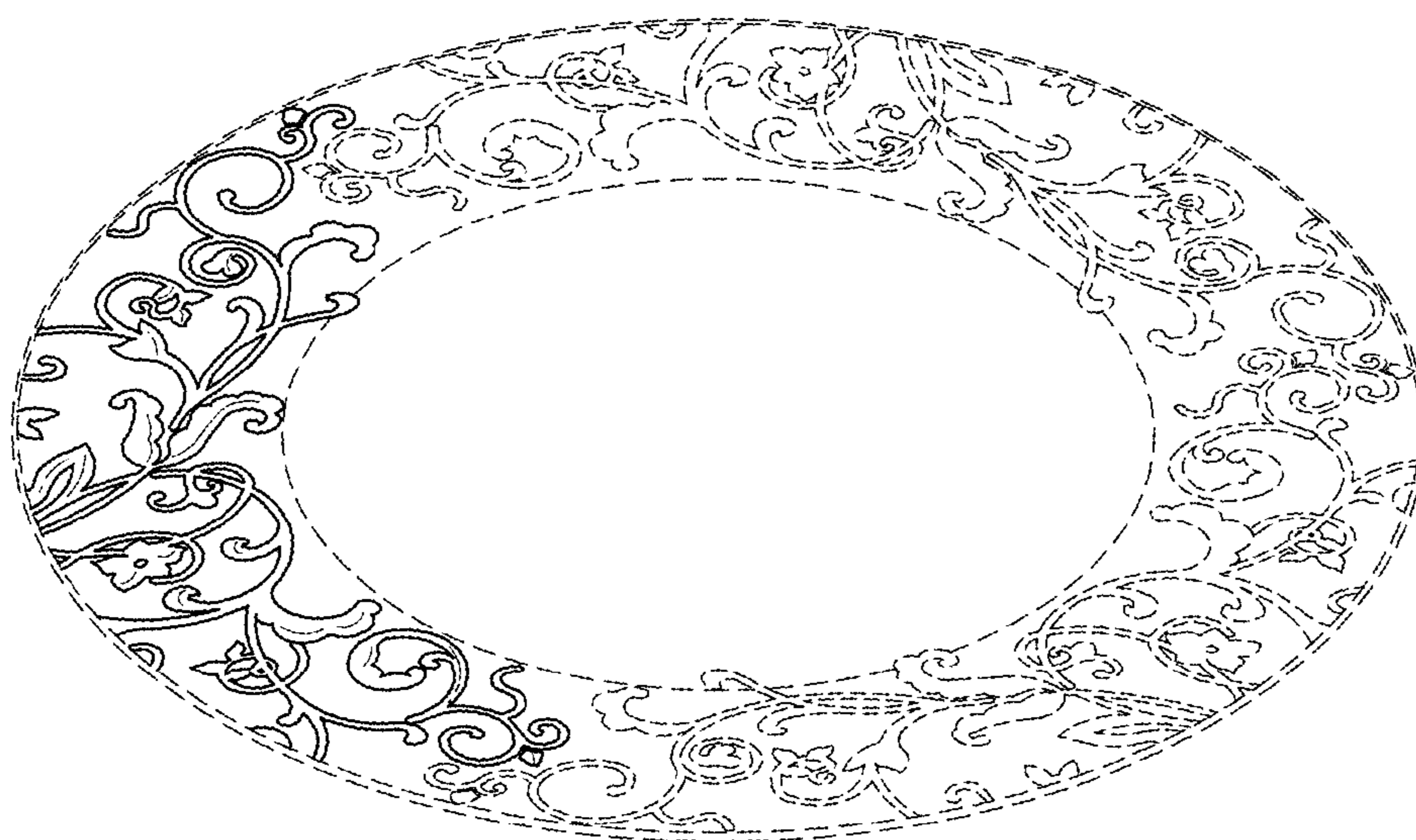


FIG. 2




FIG. 3

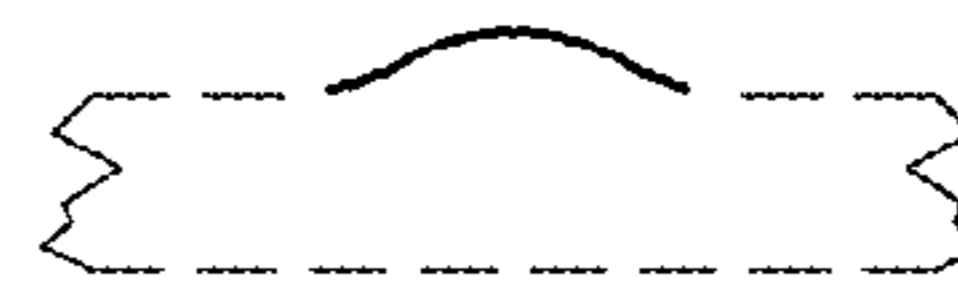


FIG. 4




FIG. 5

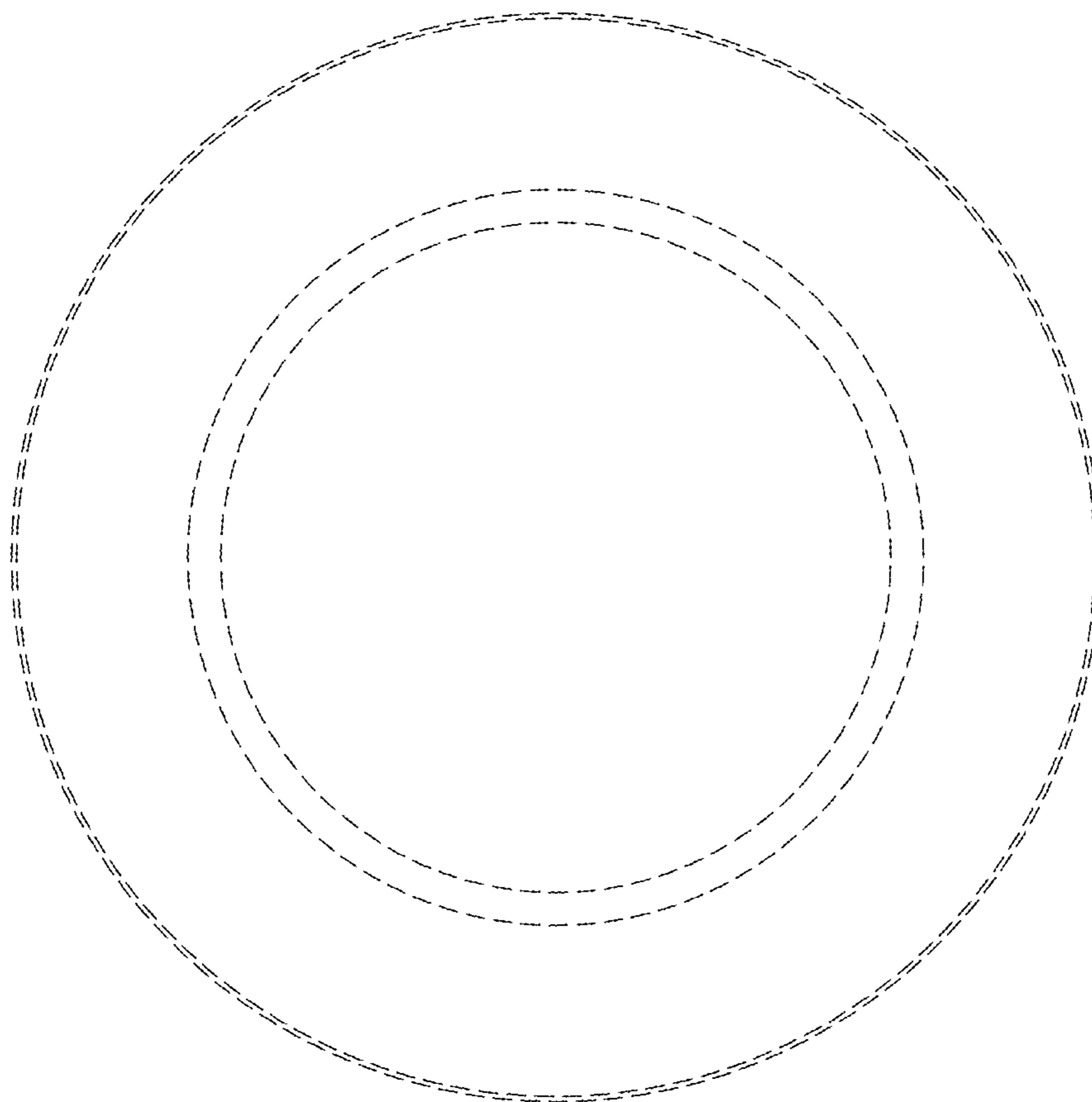


FIG. 6