



US00D716607S

(12) **United States Design Patent**
Bak

(10) **Patent No.:** **US D716,607 S**

(45) **Date of Patent:** **** Nov. 4, 2014**

- (54) **TRAY FOR MICROWAVE OVEN**
- (71) Applicant: **Samsung Electronics Co., Ltd.**,
Suwon-si (KR)
- (72) Inventor: **Myeong-Hee Bak**, Seoul (KR)
- (73) Assignee: **Samsung Electronics Co., Ltd.** (KR)
- (**) Term: **14 Years**
- (21) Appl. No.: **29/451,897**
- (22) Filed: **Apr. 10, 2013**
- (30) **Foreign Application Priority Data**
Oct. 10, 2012 (KR) 30-2012-0048178
- (51) **LOC (10) Cl.** **07-02**
- (52) **U.S. Cl.**
USPC **D7/402**
- (58) **Field of Classification Search**
USPC D7/350.1, 350.3, 350.4, 402, 403, 405,
D7/406, 554.2, 560, 587, 584; 219/762,
219/730, 725, 752-755, 756-758;
126/19 M, 21 A, 275 E; 206/557
See application file for complete search history.
- (56) **References Cited**
U.S. PATENT DOCUMENTS
D257,938 S * 1/1981 Danley et al. D7/402
D283,195 S * 4/1986 Danley et al. D7/402

D286,130 S *	10/1986	Bowen et al.	D7/402
D291,854 S *	9/1987	Pomroy et al.	D7/402
5,223,685 A *	6/1993	DeRienzo, Jr.	219/732
5,935,480 A *	8/1999	Takeoka et al.	219/752
6,601,758 B2 *	8/2003	Lizzio	229/120
7,202,455 B2 *	4/2007	Choi	219/754
D627,194 S *	11/2010	Marin	D7/402
8,384,001 B2 *	2/2013	Jeong	219/753
2001/0025850 A1 *	10/2001	Han et al.	219/754
2005/0051543 A1 *	3/2005	Isogai et al.	219/762
2008/0164178 A1 *	7/2008	Wnek et al.	206/557
2011/0233200 A1 *	9/2011	Rich	219/725

* cited by examiner

Primary Examiner — Ruth McInroy

(74) *Attorney, Agent, or Firm* — Cantor Colburn LLP

(57) **CLAIM**

The ornamental design for a tray for microwave oven, as shown and described.

DESCRIPTION

FIG. 1 is a top perspective view of a tray for microwave oven showing my new design;
 FIG. 2 is a front view thereof;
 FIG. 3 is a rear view thereof;
 FIG. 4 is a left side view thereof;
 FIG. 5 is a right side view thereof;
 FIG. 6 is a top plan view thereof;
 FIG. 7 is a bottom plan view thereof; and,
 FIG. 8 is a perspective view thereof in an alternate position.
 The details shown in broken lines form no part of the claimed design.

1 Claim, 5 Drawing Sheets

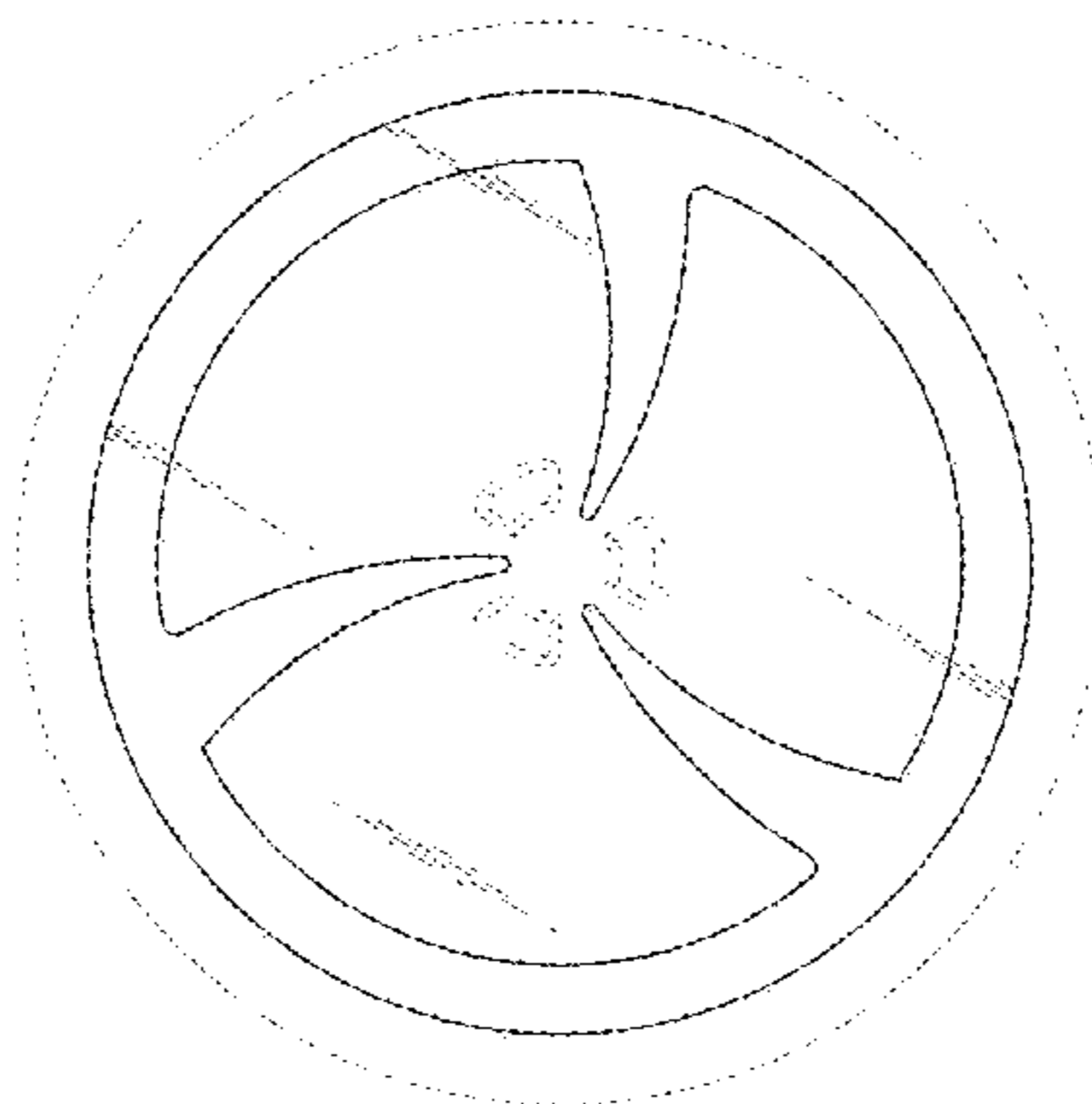
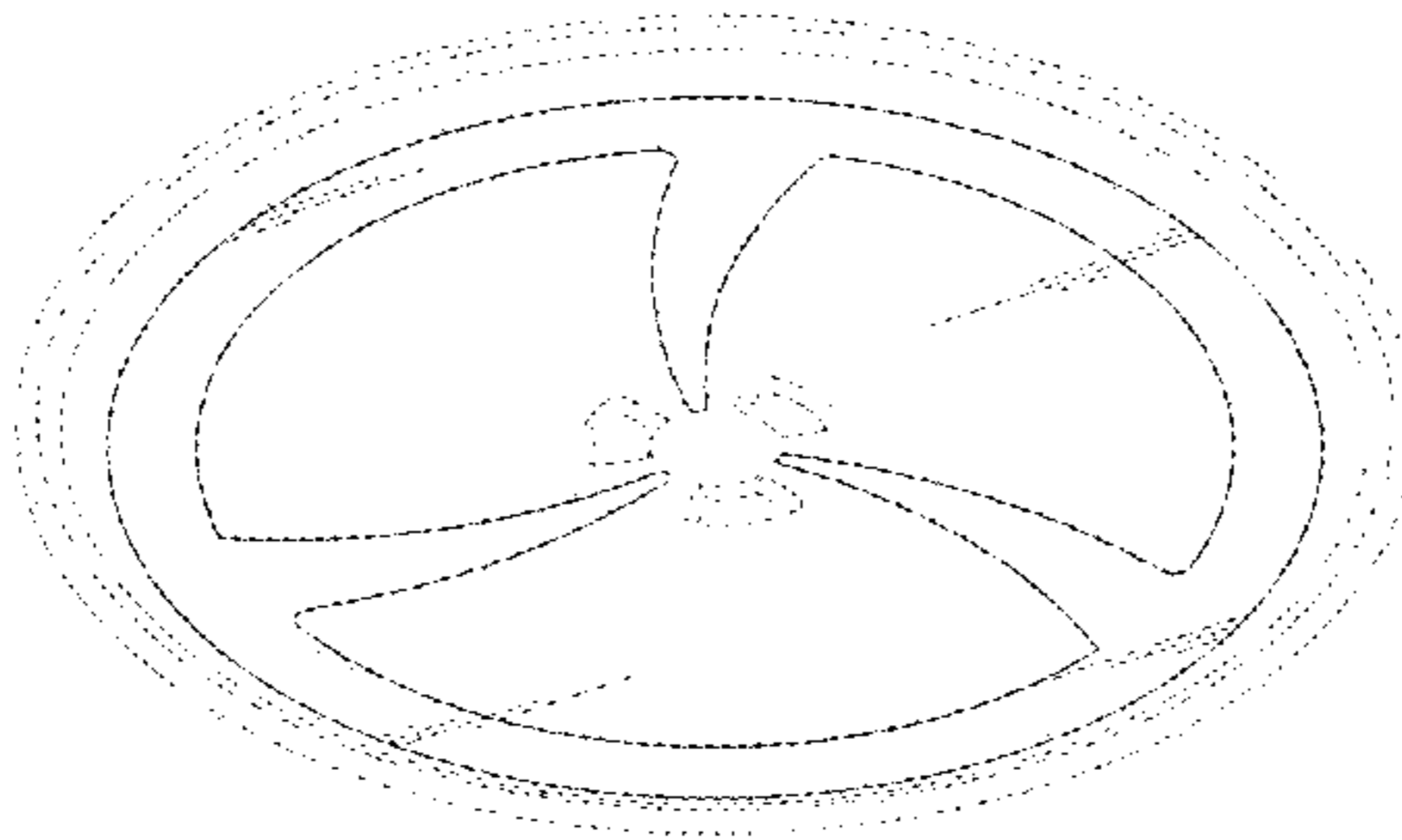


FIG. 1

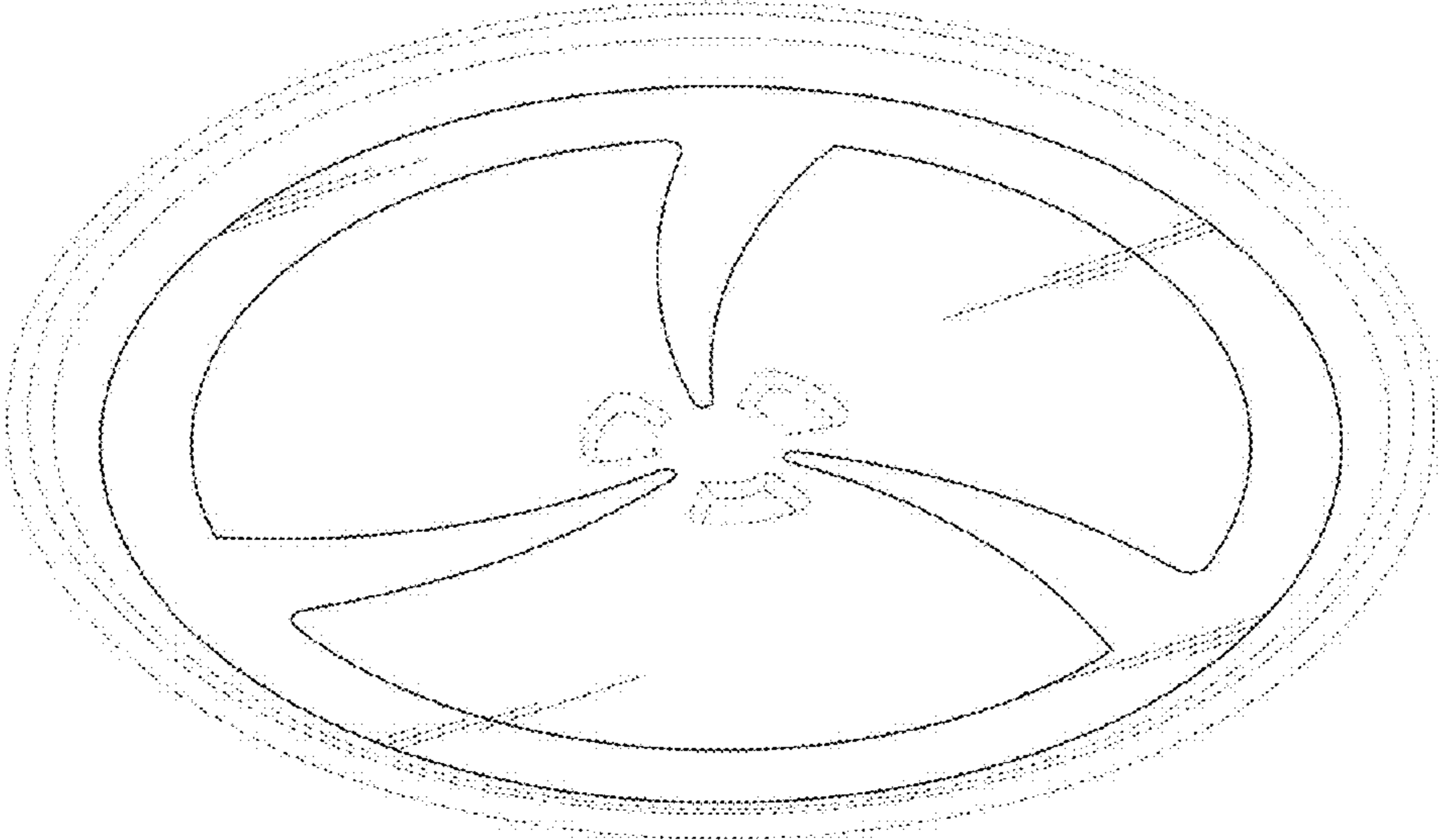


FIG. 2




FIG. 3




FIG. 4




FIG. 5




FIG. 6

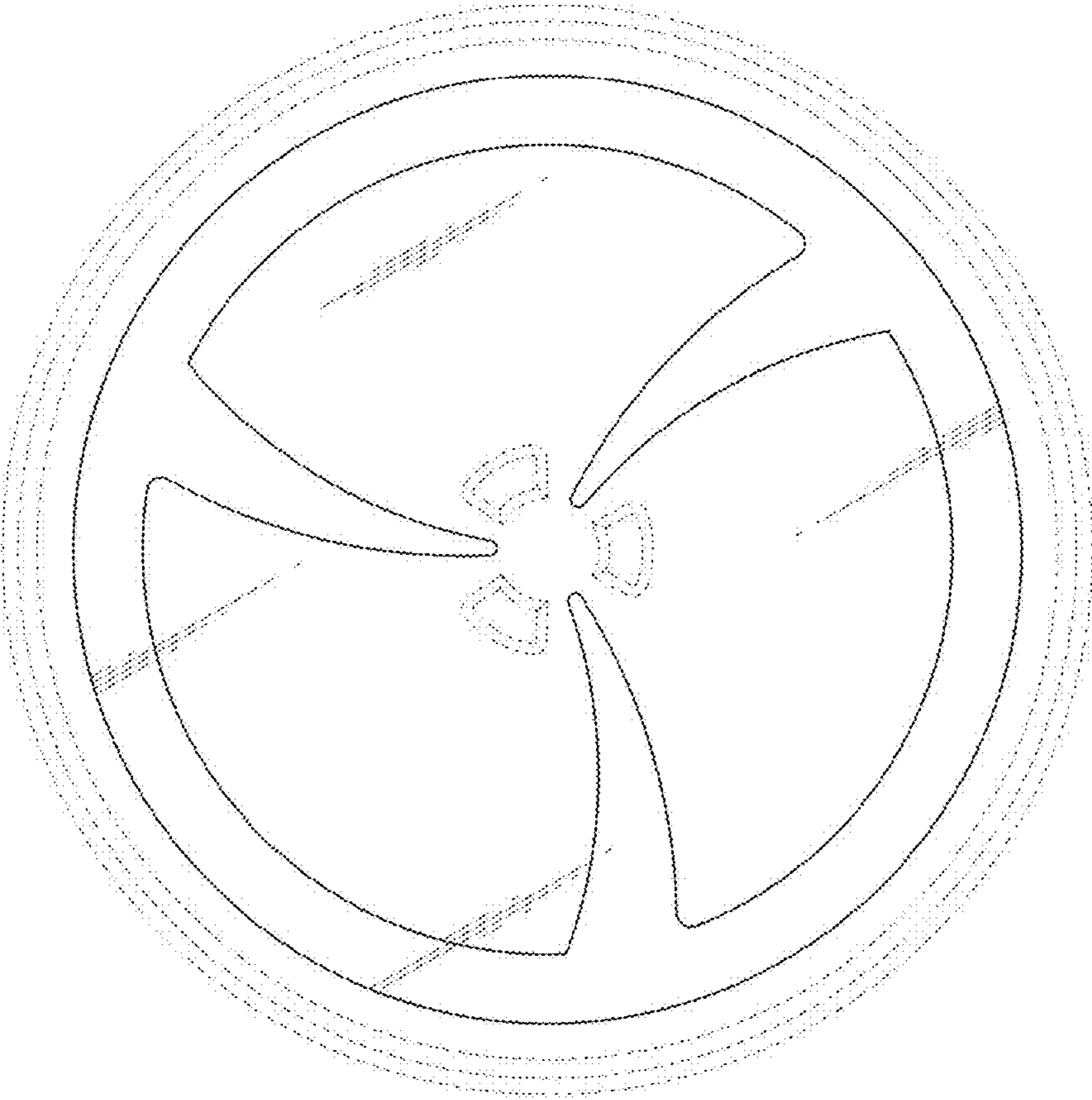


FIG. 7

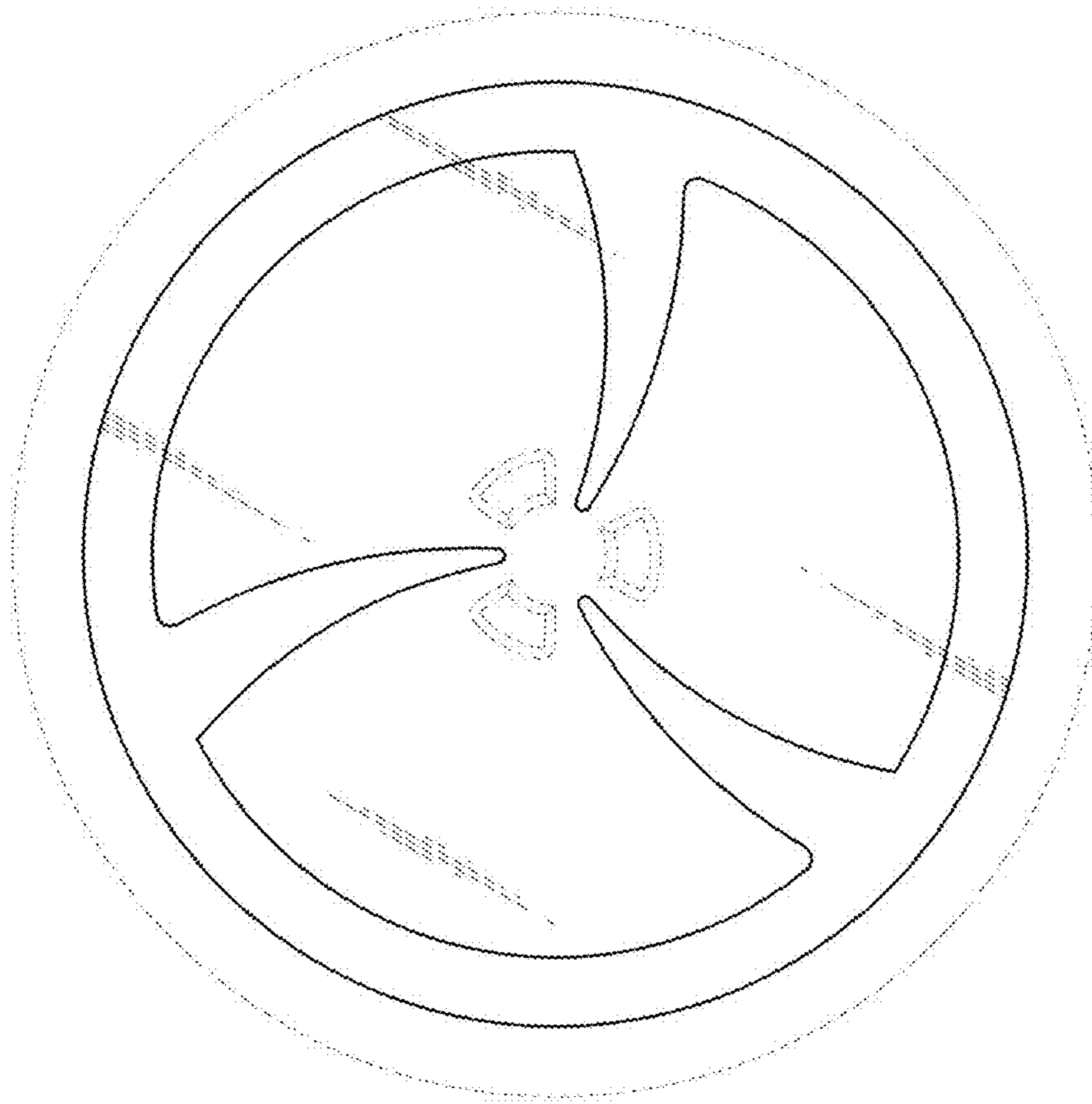


FIG. 8

