



US00D716594S

(12) **United States Design Patent**
Black

(10) **Patent No.:** **US D716,594 S**

(45) **Date of Patent:** **** Nov. 4, 2014**

(54) **FRONT FOR CABINET COMPONENTS OR SIMILAR ARTICLES**

(76) Inventor: **Karen Kaye Black**, Oklahoma City, OK (US)

(**) Term: **14 Years**

(21) Appl. No.: **29/432,481**

(22) Filed: **Sep. 15, 2012**

Related U.S. Application Data

(63) Continuation of application No. 29/356,837, filed on Mar. 3, 2010.

(51) **LOC (10) Cl.** **06-06**

(52) **U.S. Cl.**
USPC **D6/703.2**

(58) **Field of Classification Search**
USPC D6/422–428, 432–434, 470–471, D6/491–494, 510–511, 703, 703.2; D25/47–48, 58, 110–111, 138, 141, D25/157–159; 220/665; 312/114, 117, 312/138.1, 204, 330.1; 52/177–181
See application file for complete search history.

(56) **References Cited**

U.S. PATENT DOCUMENTS

- D328,795 S * 8/1992 Yamaguchi et al. D25/48.7
- D355,037 S * 1/1995 Horgan, Jr. D25/48.3
- D364,294 S * 11/1995 Brightbill et al. D6/492
- D366,534 S * 1/1996 McMahon D25/139
- D366,782 S * 2/1996 Bonazza D6/427
- D388,178 S * 12/1997 Sadovenko D25/48.3
- D392,815 S * 3/1998 Gunthert D6/437
- D393,965 S * 5/1998 Sandy D6/492
- D433,248 S * 11/2000 Hellwig et al. D6/441
- D435,568 S * 12/2000 De Sa Cavalcanti et al. .. D15/91
- D437,148 S * 2/2001 Base et al. D6/432
- D437,693 S * 2/2001 Harwanko D6/300
- D439,777 S * 4/2001 Laughton D6/510

- D457,373 S * 5/2002 Prinzmatal D6/582
- D459,108 S * 6/2002 Roberts D6/422
- D459,611 S * 7/2002 Lio et al. D6/432
- D463,161 S * 9/2002 Nored D6/422
- 6,487,827 B2 * 12/2002 Hollman 52/455
- D474,625 S * 5/2003 Chen D6/432
- D474,925 S * 5/2003 Macor et al. D6/492
- D476,093 S * 6/2003 Lynch et al. D25/163
- 6,688,063 B1 * 2/2004 Lee et al. 52/455
- D501,565 S * 2/2005 Malicki et al. D25/138
- D506,340 S * 6/2005 Brandon D6/511
- D529,190 S * 9/2006 Walsh et al. D25/48.3
- D531,834 S * 11/2006 Baade D6/436
- D551,261 S * 9/2007 Becke D15/87
- D564,104 S * 3/2008 Savinel et al. D25/103
- D564,803 S * 3/2008 Thompson D6/492
- D569,134 S * 5/2008 Puksta D6/492

(Continued)

Primary Examiner — Kelley Donnelly

(74) *Attorney, Agent, or Firm* — Mary M. Lee

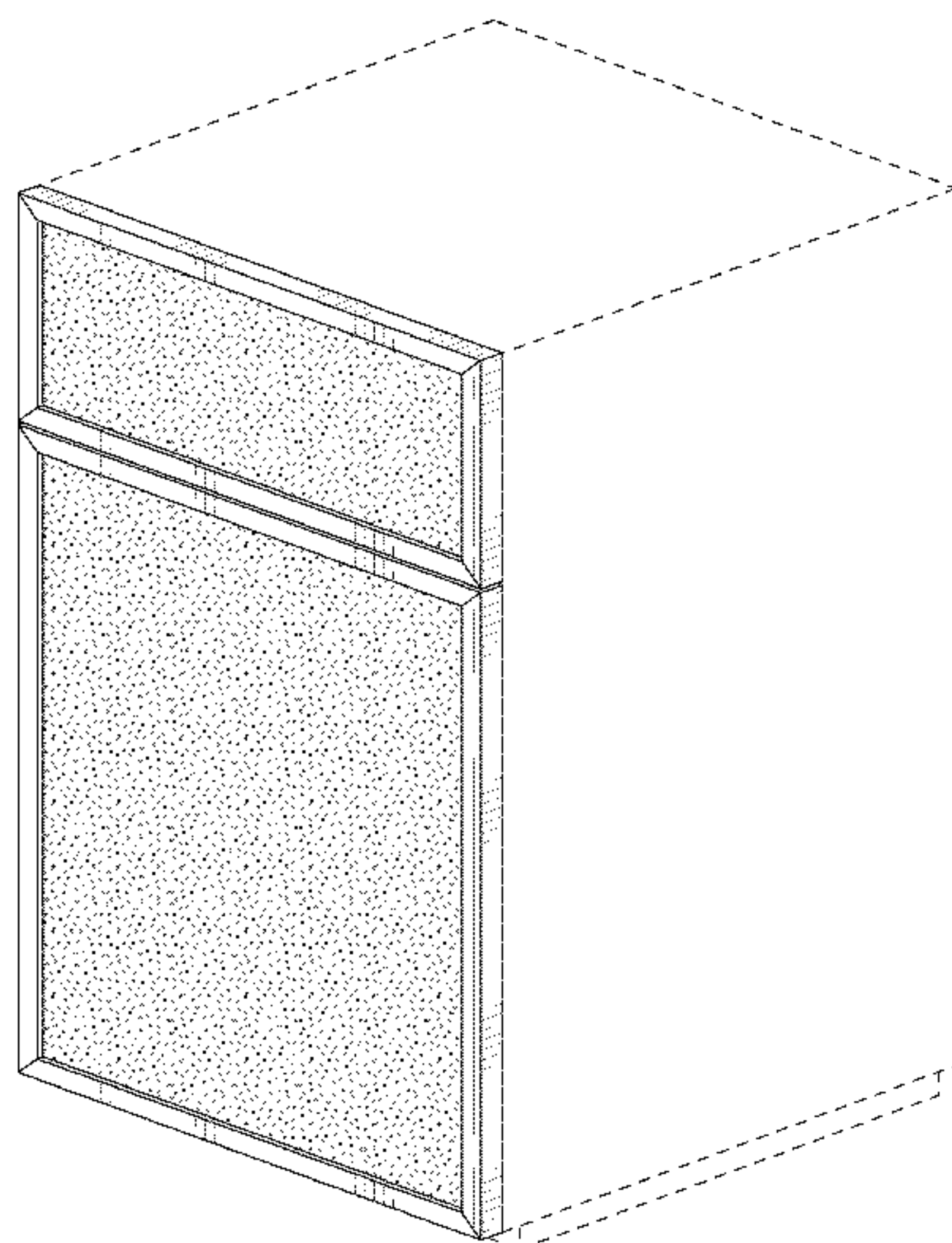
(57) **CLAIM**

The ornamental design for a front for cabinet components or similar articles, as shown and described.

DESCRIPTION

FIG. 1 is a perspective view of a front for cabinet components or similar articles, showing my new design;
 FIG. 2 is a front elevational view of the front for cabinet components or similar articles shown in FIG. 1;
 FIG. 3 is a top plan view thereof, the bottom view being a mirror image thereof; and
 FIG. 4 is a right side elevational view thereof, the left side being a mirror image thereof; and,
 FIG. 5 is an enlarged view of the area indicated as “5” in FIG. 2 illustrating the leather surface texture represented by the surface shading in FIGS. 1-4.
 The portions of the drawings shown in broken lines disclose the environmental structure and form no part of the claimed design.

1 Claim, 3 Drawing Sheets



(56)

References Cited

U.S. PATENT DOCUMENTS

D582,701 S *	12/2008	Thompson	D6/494	D615,325 S *	5/2010	Holcomb	D6/494
D585,144 S *	1/2009	Steiber et al.	D25/48.3	D615,792 S *	5/2010	Leigh	D6/582
D587,816 S *	3/2009	Steiber et al.	D25/48.3	D620,727 S *	8/2010	LeTourneau	D6/432
D587,923 S *	3/2009	Woods	D6/422	D627,082 S *	11/2010	Brunelli	D25/103
D588,708 S *	3/2009	Steiber et al.	D25/48.3	D632,811 S *	2/2011	Canales et al.	D25/138
D598,133 S *	8/2009	Davina et al.	D25/48.3	D632,906 S *	2/2011	Puksta	D6/509
D602,723 S *	10/2009	Daino et al.	D6/561	D635,802 S *	4/2011	Voron et al.	D6/492
D609,028 S *	2/2010	LeTourneau	D6/432	D637,849 S *	5/2011	Schmidt et al.	D6/561
D609,507 S *	2/2010	Puksta	D6/509	D644,750 S *	9/2011	McMaster	D25/138
D611,274 S *	3/2010	Weaver et al.	D6/492	D657,805 S *	4/2012	Cho et al.	D15/86
					D666,034 S *	8/2012	Gaska et al.	D6/510
					D666,636 S *	9/2012	Jidam et al.	D15/86
					D670,510 S *	11/2012	Daino et al.	D6/441

* cited by examiner

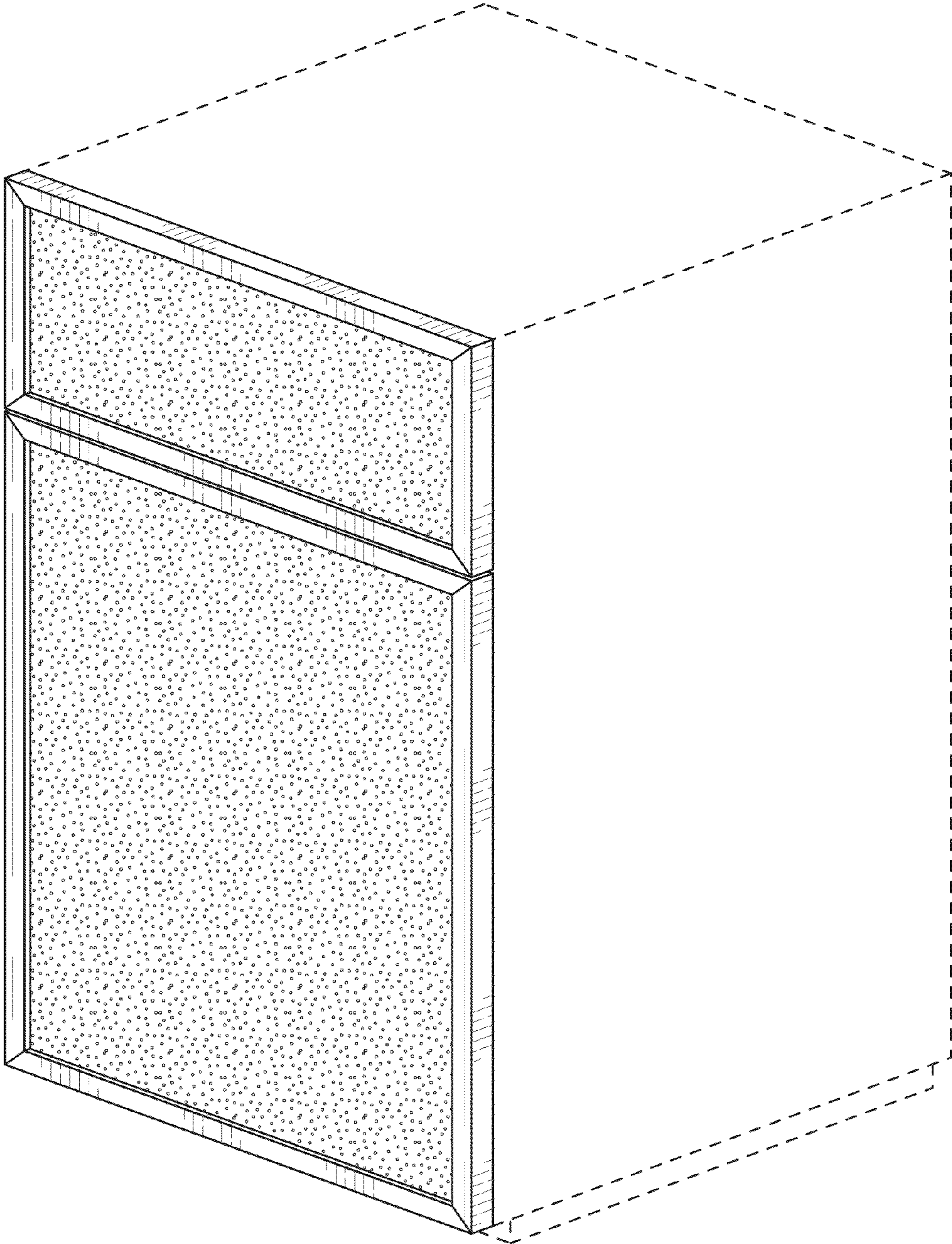


FIG. 1




FIG. 2

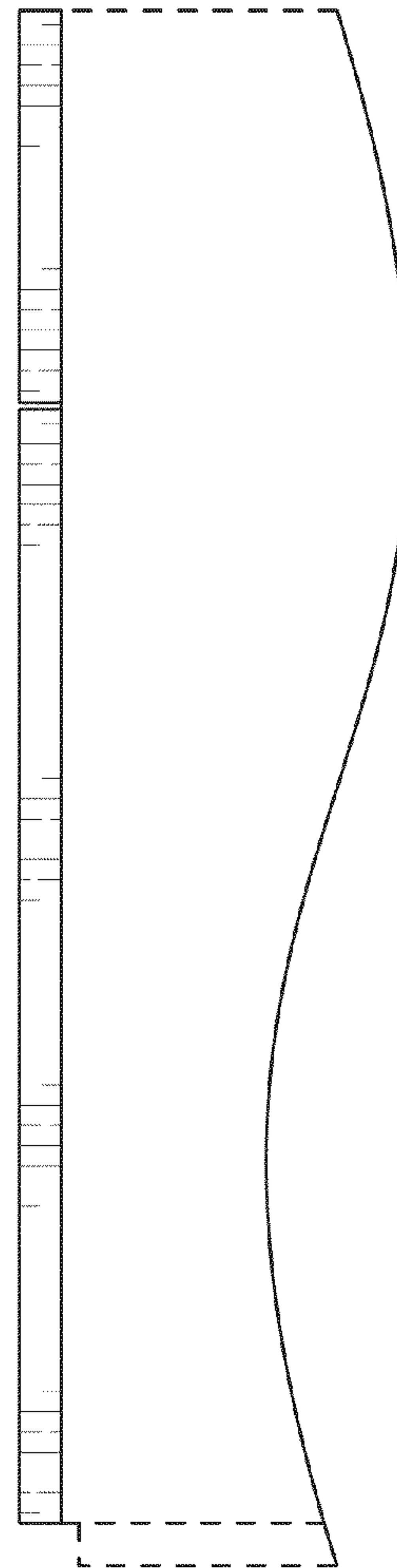


FIG. 4

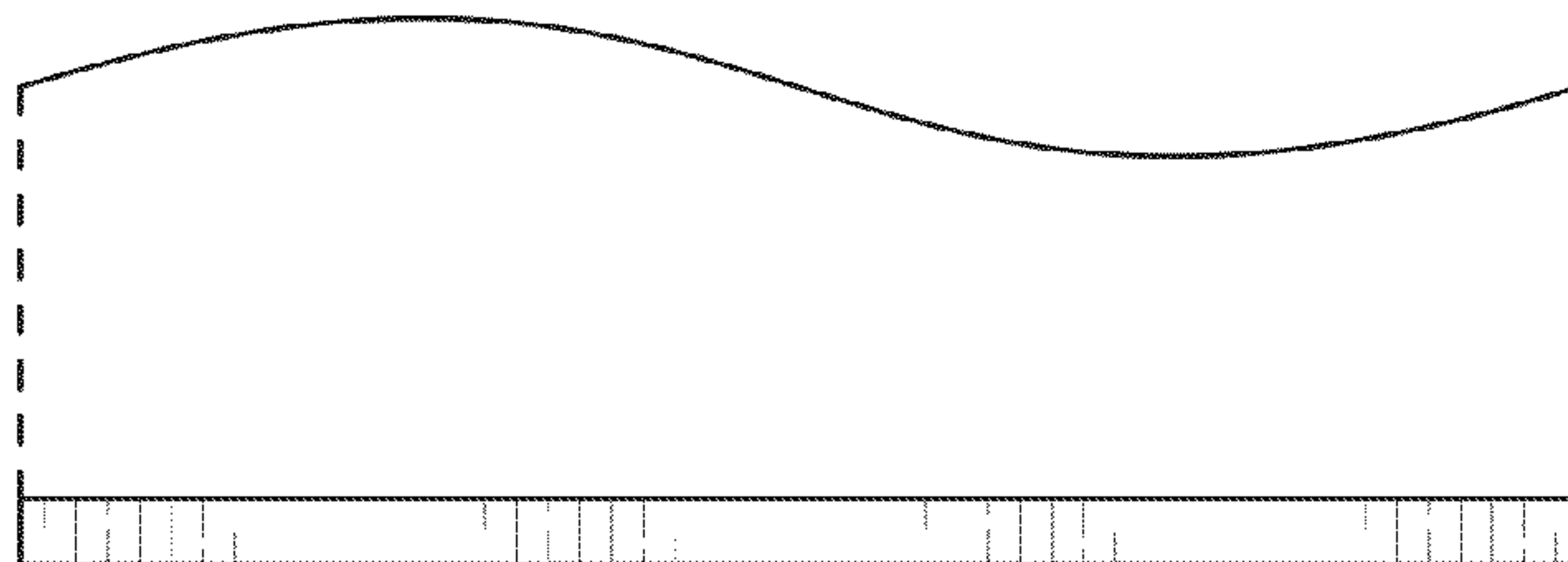


FIG. 3




FIG. 5