



US00D716586S

(12) **United States Design Patent**
van Berkel

(10) **Patent No.:** **US D716,586 S**

(45) **Date of Patent:** **** Nov. 4, 2014**

(54) **TABLE**

(71) Applicant: **Prooff Collection B.V.**, Rotterdam (NL)

(72) Inventor: **Bernard Franciscus van Berkel**,
Amsterdam (NL)

(73) Assignee: **Prooff Collection B.V.**, Rotterdam (NL)

(**) Term: **14 Years**

(21) Appl. No.: **29/448,716**

(22) Filed: **Mar. 13, 2013**

(30) **Foreign Application Priority Data**

Sep. 13, 2012 (EM) 002102061-0001

(51) **LOC (10) Cl.** **06-03**

(52) **U.S. Cl.**
USPC **D6/644**; D6/656.13; D6/656.19;
D6/697.1

(58) **Field of Classification Search**

USPC D6/641, 656, 656.16, 656.17, 651, 652,
D6/649, 697, 697.1, 644, 691.6, 656.13,
D6/656.19; 312/194, 239; 108/50.01,
108/50.02

See application file for complete search history.

(56) **References Cited**

U.S. PATENT DOCUMENTS

D273,449 S *	4/1984	Wieczorek	D6/426
D279,737 S *	7/1985	Lavenger et al.	D6/423
D281,475 S *	11/1985	Braunschweig et al.	D6/426
D325,834 S *	5/1992	Fredrick	D6/487
D361,230 S *	8/1995	Vignelli et al.	D6/487
D668,890 S *	10/2012	Andersen	D6/487

* cited by examiner

Primary Examiner — Janice Seeger

(74) *Attorney, Agent, or Firm* — Porzio, Bromberg & Newman, P.C.

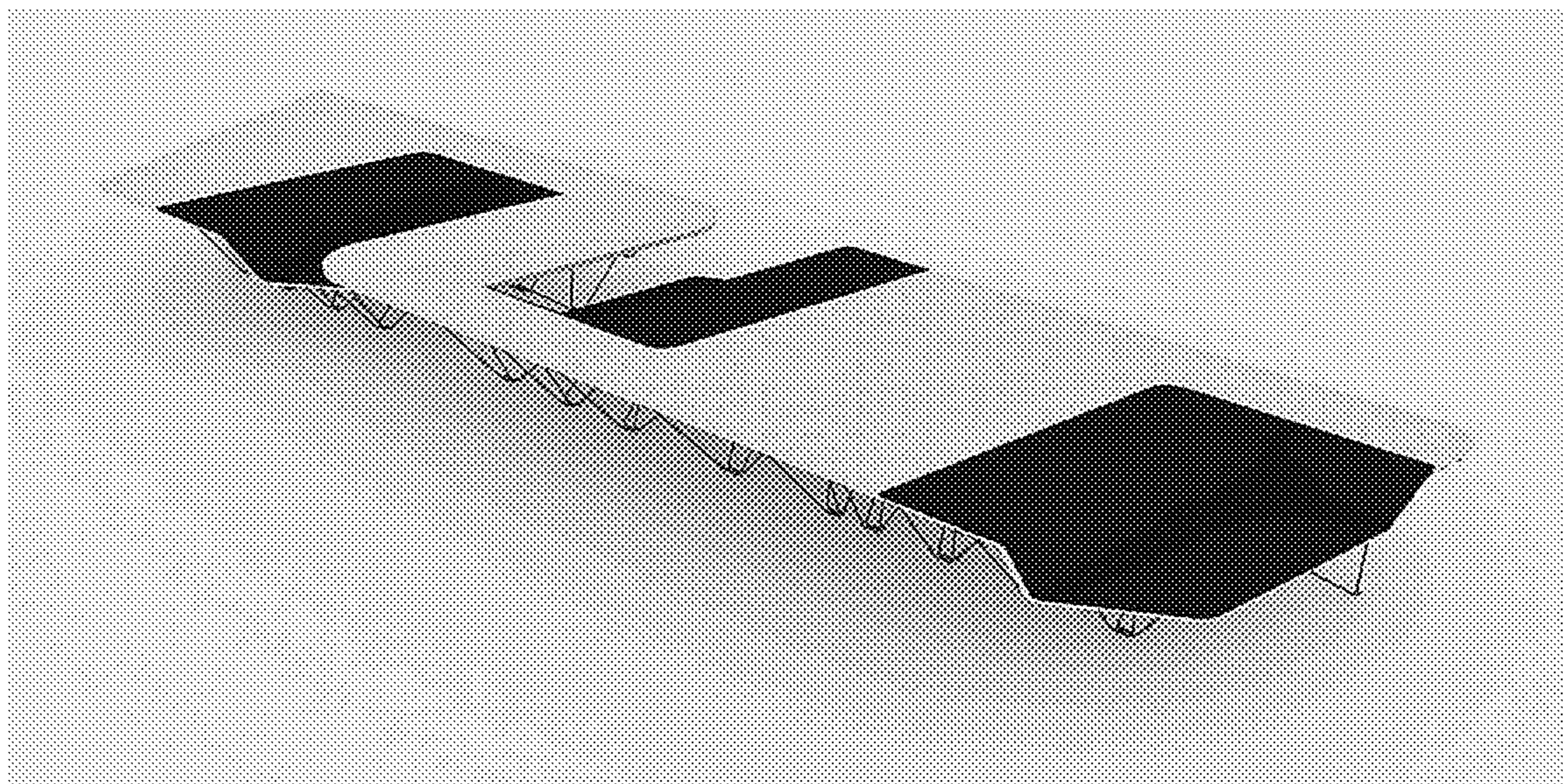
(57) **CLAIM**

I claim, the ornamental design for a table, as shown and described.

DESCRIPTION

FIG. 1 is a front perspective view, showing our new design;
FIG. 2 is a front elevational view thereof;
FIG. 3 is a rear view thereof;
FIG. 4 is a top plan view thereof;
FIG. 5 is a left side view thereof;
FIG. 6 is a right side view thereof; and,
FIG. 7 is a top perspective view thereof.

1 Claim, 7 Drawing Sheets



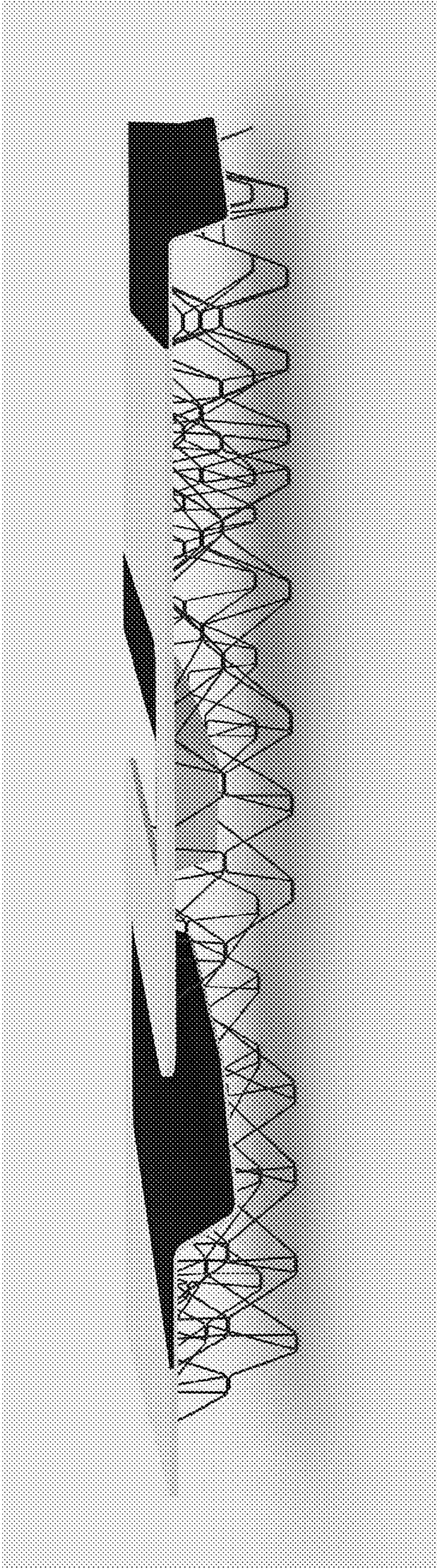


Fig. 1

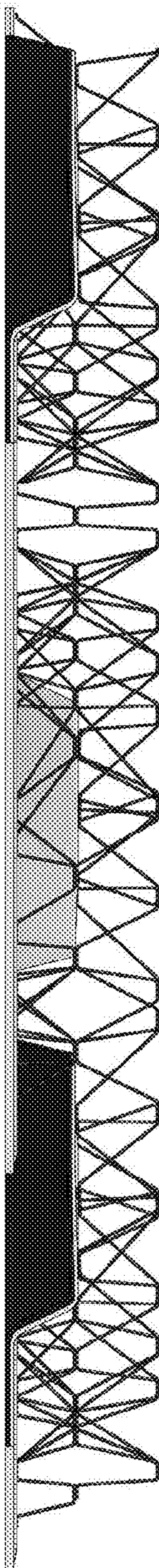


Fig. 2

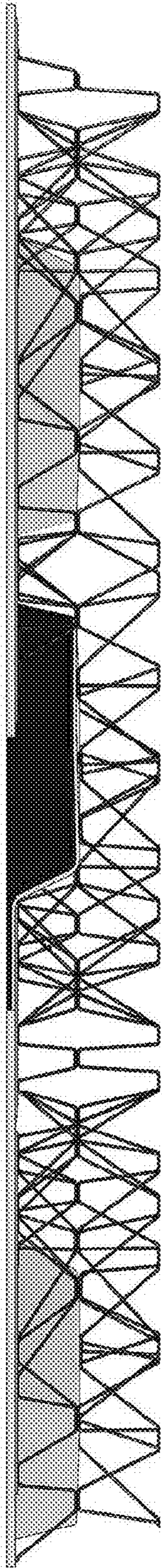


Fig. 3




Fig. 4

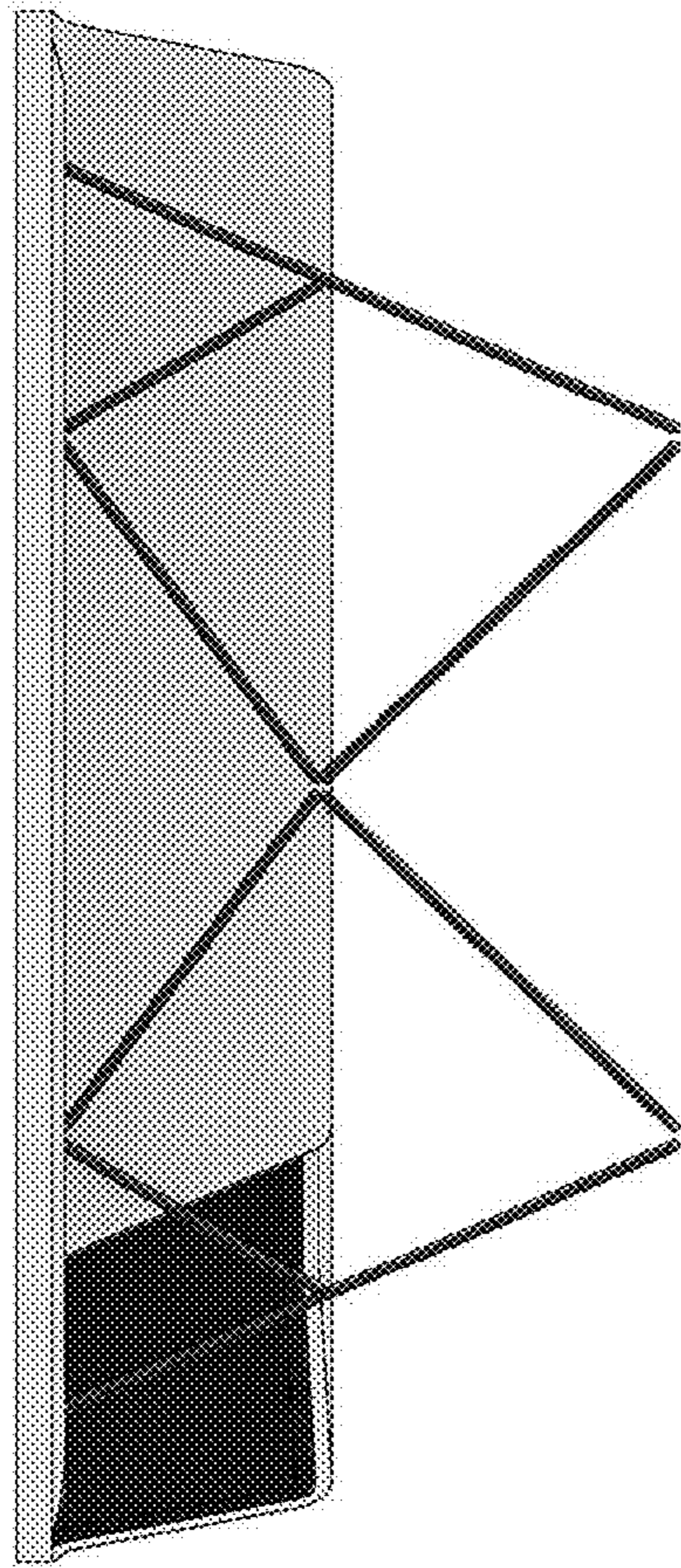


Fig. 5




Fig. 6




Fig. 7