



US00D716579S

(12) **United States Design Patent**
Egbert

(10) **Patent No.:** **US D716,579 S**
(45) **Date of Patent:** **** Nov. 4, 2014**

(54) **TOOTHPASTE TUBE SQUEEZING DEVICE**

(71) Applicant: **Kirk S. Egbert**, Terreton, ID (US)

(72) Inventor: **Kirk S. Egbert**, Terreton, ID (US)

(**) Term: **14 Years**

(21) Appl. No.: **29/480,696**

(22) Filed: **Jan. 28, 2014**

(51) **LOC (10) Cl.** **23-02**

(52) **U.S. Cl.**
USPC **D6/541**

(58) **Field of Classification Search**
USPC D6/541; 211/13.1; 222/101, 102, 103,
222/95, 96, 97, 98, 99; 248/108
See application file for complete search history.

(56) **References Cited**

U.S. PATENT DOCUMENTS

D396,587 S *	8/1998	Saito	D6/541
5,857,593 A *	1/1999	Patronaggio	222/103
D544,739 S *	6/2007	Knowles	D6/541
D603,199 S *	11/2009	Knowles	D6/541

* cited by examiner

Primary Examiner — Brian N Vinson

(74) *Attorney, Agent, or Firm* — Workman Nydegger

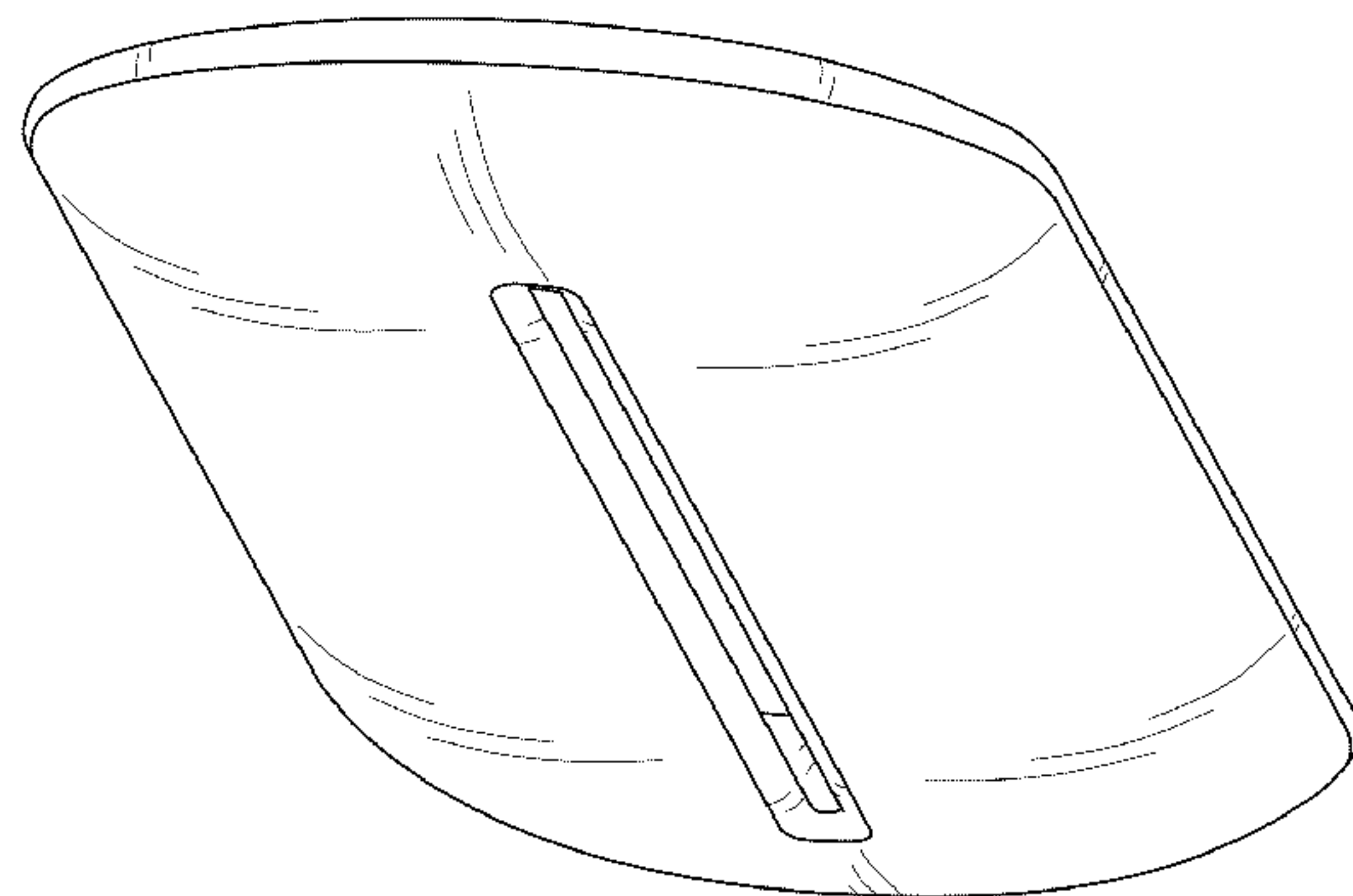

(57) **CLAIM**

The ornamental design for a toothpaste tube squeezing device, as shown and described.

DESCRIPTION

FIG. 1 is a top perspective view of a toothpaste tube squeezing device showing my new design;
FIG. 2 is a bottom perspective view thereof;
FIG. 3 is a top plan view thereof;
FIG. 4 is a bottom plan view thereof;
FIG. 5 is a left side elevational view thereof;
FIG. 6 is a right side elevational view thereof;
FIG. 7 is a rear elevational view thereof; and,
FIG. 8 is a front elevational view thereof.

1 Claim, 2 Drawing Sheets






FIG. 1

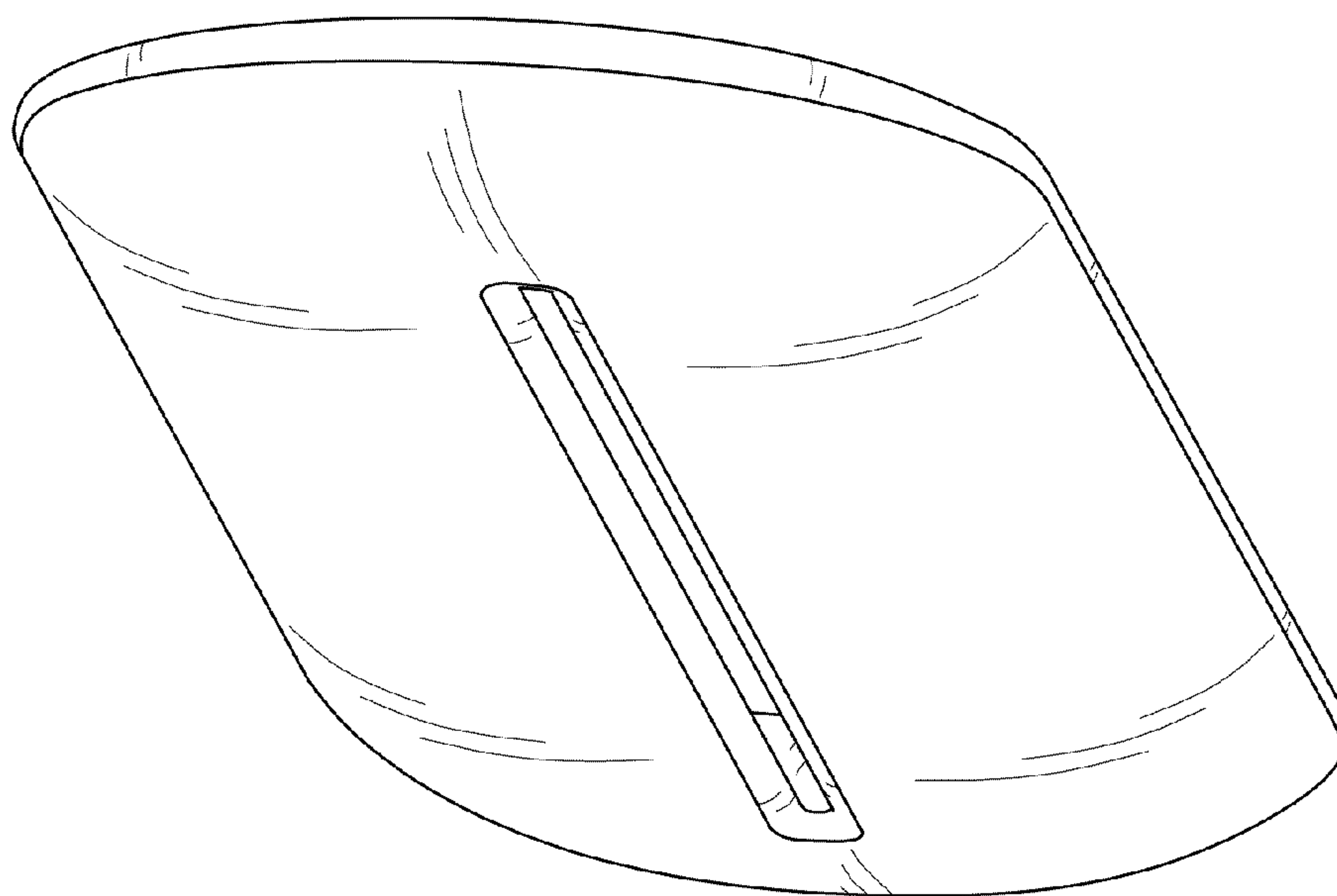


FIG. 2




FIG. 7

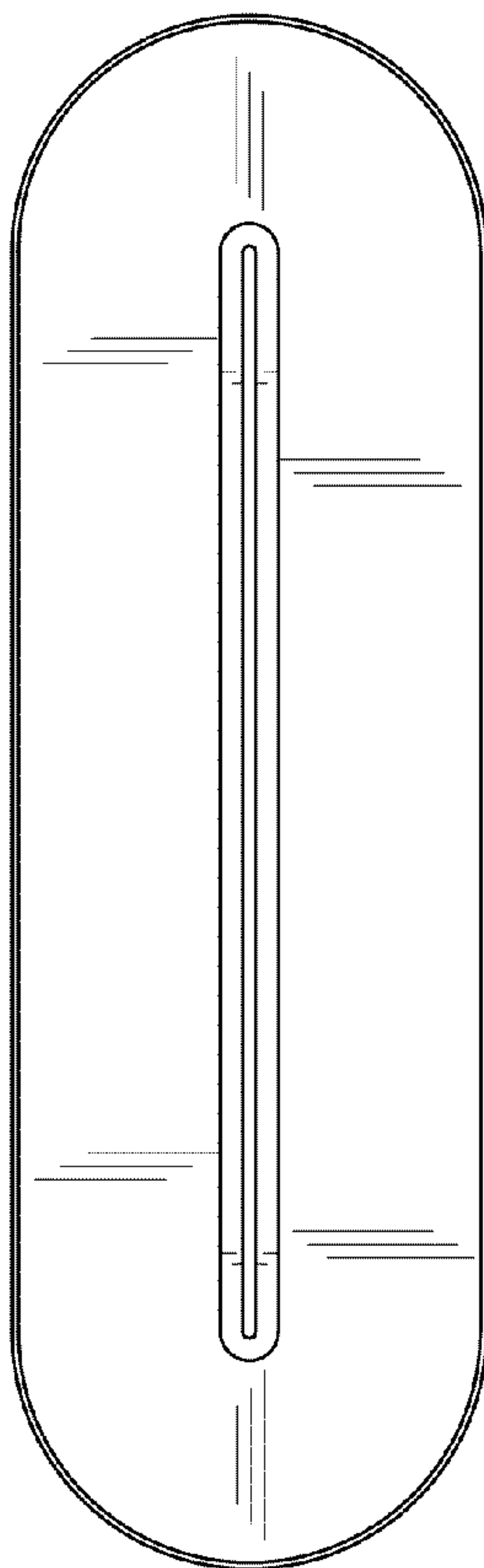


FIG. 3

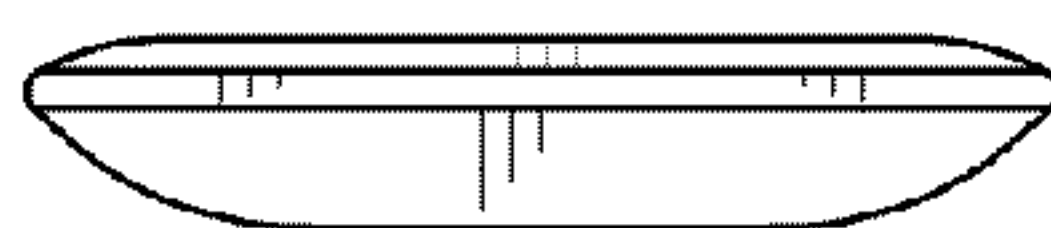


FIG. 5

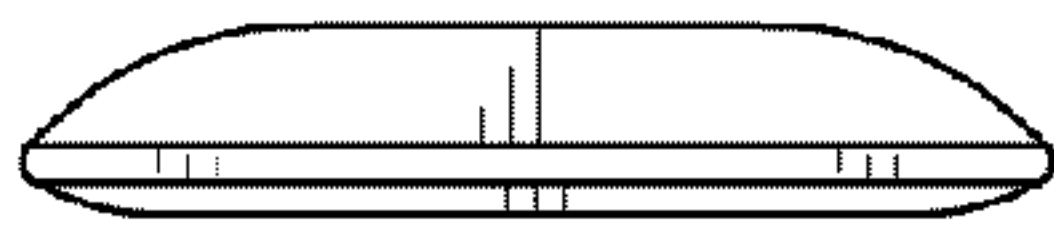


FIG. 6




FIG. 8

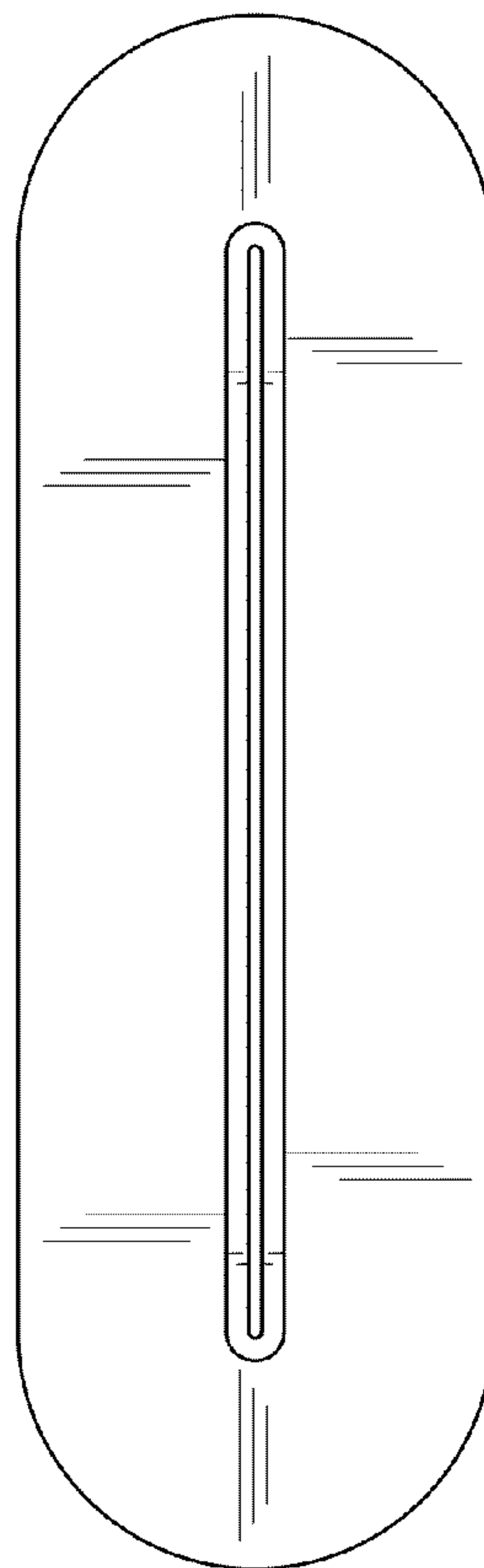


FIG. 4