



US00D716535S

(12) **United States Design Patent**
Seo

(10) **Patent No.:** **US D716,535 S**

(45) **Date of Patent:** **** Nov. 4, 2014**

(54) **SHOE SOLE**

(75) Inventor: **Woo Seung Seo**, Seoul (KR)

(73) Assignee: **Jione FRS Corporation**, Seoul (KR)

(**) Term: **14 Years**

(21) Appl. No.: **29/406,767**

(22) Filed: **Nov. 18, 2011**

(30) **Foreign Application Priority Data**

May 19, 2011 (KR) 20-2011-0020381

(51) **LOC (10) CL.** **02-04**

(52) **U.S. Cl.**
USPC **D2/953**; D2/951

(58) **Field of Classification Search**
USPC D2/896, 902, 906, 908, 916, 918, 925,
D2/943, 944, 946-962, 964, 977; 36/3 B,
36/22 R, 24.5, 25 R, 28, 32 R, 34 R, 59 C,
36/67 A, 103

See application file for complete search history.

(56) **References Cited**

U.S. PATENT DOCUMENTS

2,383,122	A *	8/1945	Ghez et al.	36/32 R
6,108,943	A *	8/2000	Hudson et al.	36/102
D454,679	S *	3/2002	Del Biondi	D2/952
D475,514	S *	6/2003	Burg et al.	D2/960
D570,078	S *	6/2008	Davis	D2/953
7,493,708	B2 *	2/2009	Crowley, Jr.	36/28
D639,540	S *	6/2011	Raysse	D2/951
D640,863	S *	7/2011	Raysse	D2/946
D643,605	S *	8/2011	Raysse	D2/951

D644,418	S *	9/2011	Yi	D2/946
D644,420	S *	9/2011	Christopherson	D2/946
D646,871	S *	10/2011	Christopherson	D2/951
D650,978	S *	12/2011	Lee	D2/946
D659,964	S *	5/2012	Callahan et al.	D2/953
8,181,365	B2 *	5/2012	Cass et al.	36/103
D662,699	S *	7/2012	Callahan et al.	D2/953
8,424,221	B2 *	4/2013	Litchfield et al.	36/28
D683,117	S *	5/2013	Truelsen	D2/953
2010/0251565	A1 *	10/2010	Litchfield et al.	36/28
2011/0232130	A1 *	9/2011	Boudreau et al.	36/88
2012/0204449	A1 *	8/2012	Stockbridge et al.	36/103
2013/0145650	A1 *	6/2013	Seo	36/28
2013/0199054	A1 *	8/2013	Litchfield et al.	36/28
2014/0033573	A1 *	2/2014	Wills	36/103

* cited by examiner

Primary Examiner — T. Chase Nelson

(74) *Attorney, Agent, or Firm* — Stein IP, LLC

(57) **CLAIM**

The ornamental design for a shoe sole, as shown and described.

DESCRIPTION

FIG. 1 is a perspective view of a preferred embodiment of applicant's shoe sole;

FIG. 2 is a front view of the shoe sole of FIG. 1;

FIG. 3 is a rear view of the shoe sole of FIG. 1;

FIG. 4 is a left side view of the shoe sole of FIG. 1;

FIG. 5 is a right side view of the shoe sole of FIG. 1;

FIG. 6 is a top plan view of the shoe sole of FIG. 1;

FIG. 7 is a bottom plan view of the shoe sole of FIG. 1; and,

FIG. 8 is a perspective view of bottom of applicant's shoe sole.

1 Claim, 8 Drawing Sheets

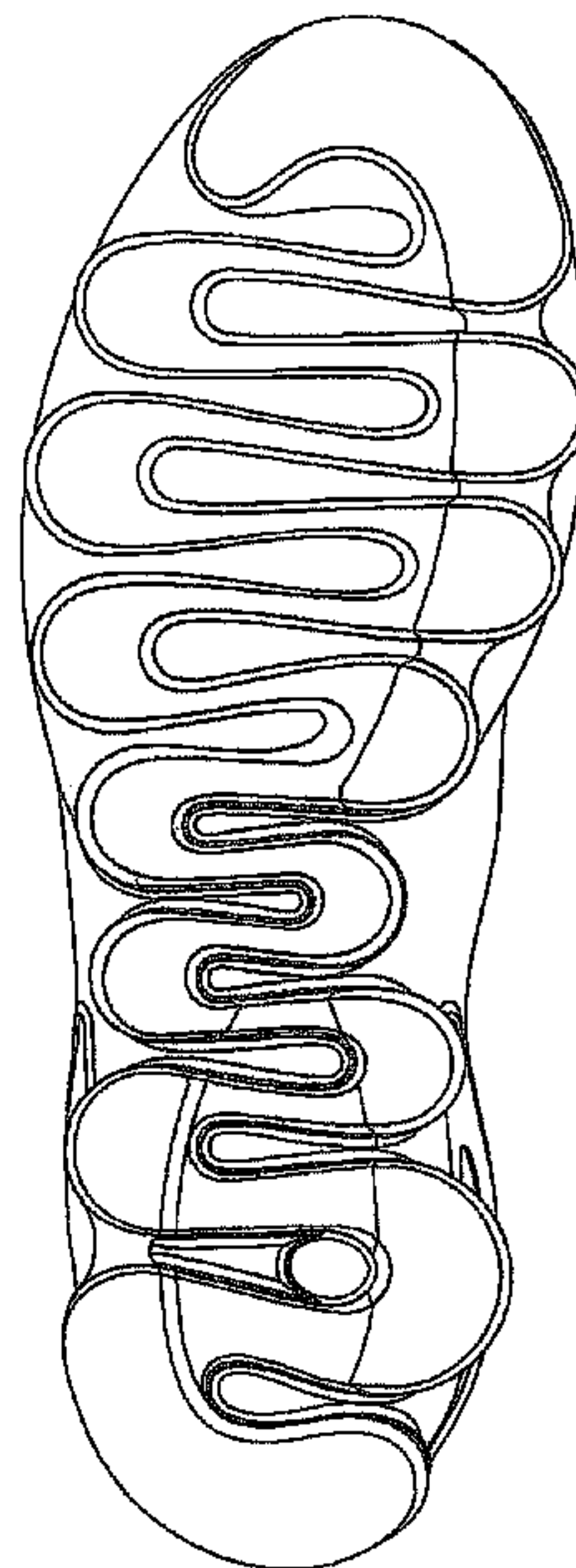
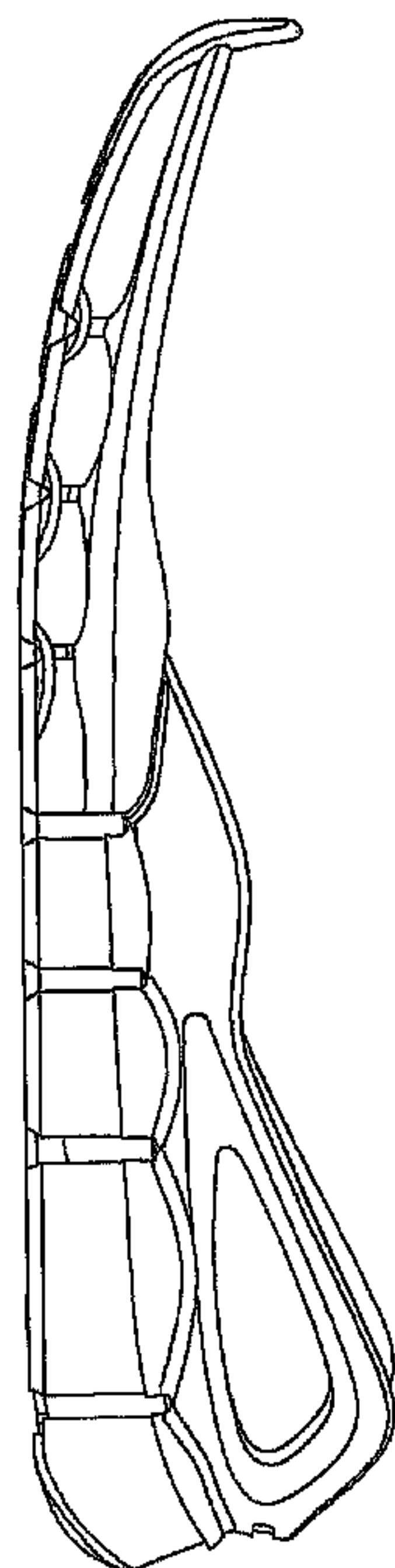


Fig. 1

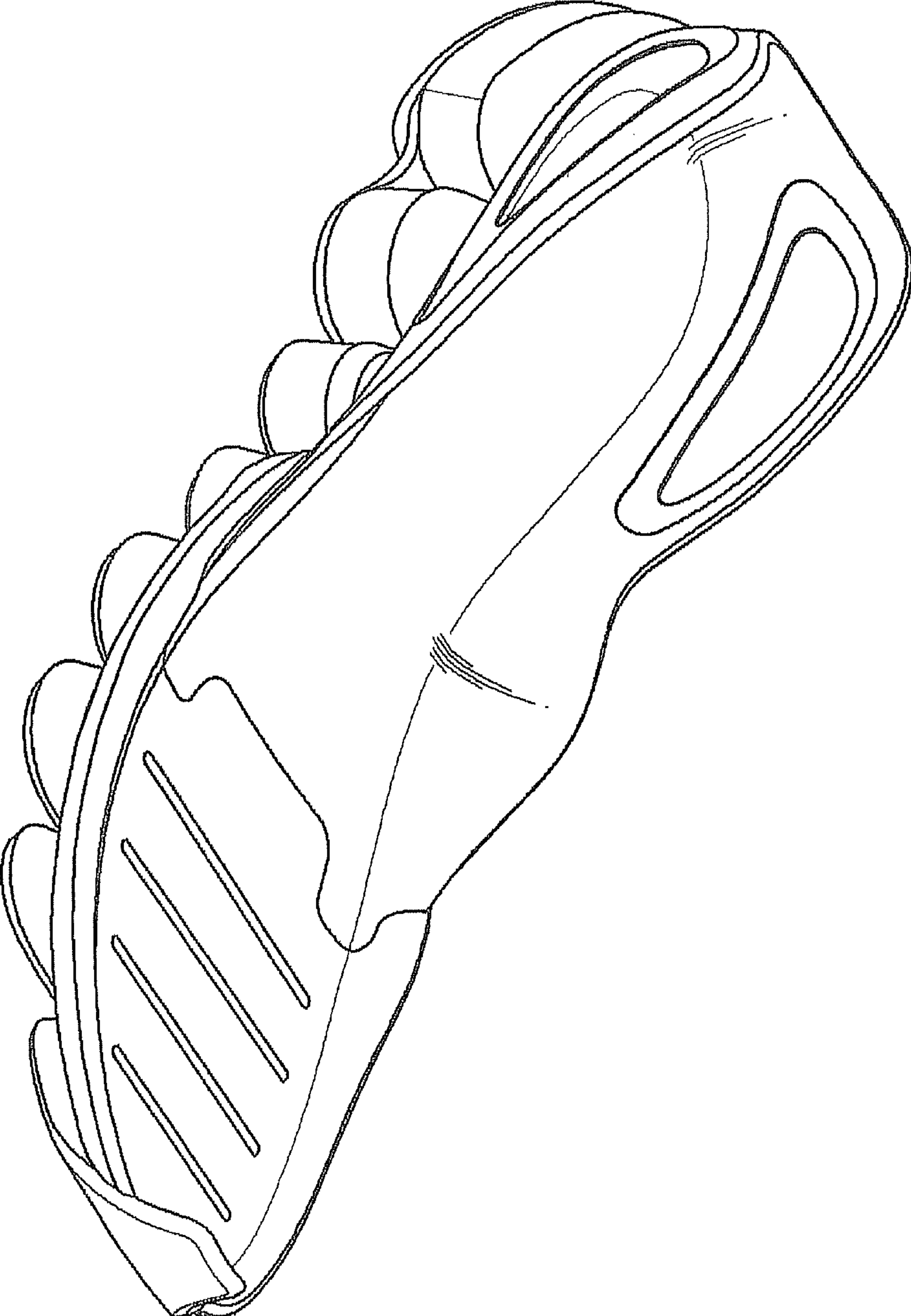


Fig. 2

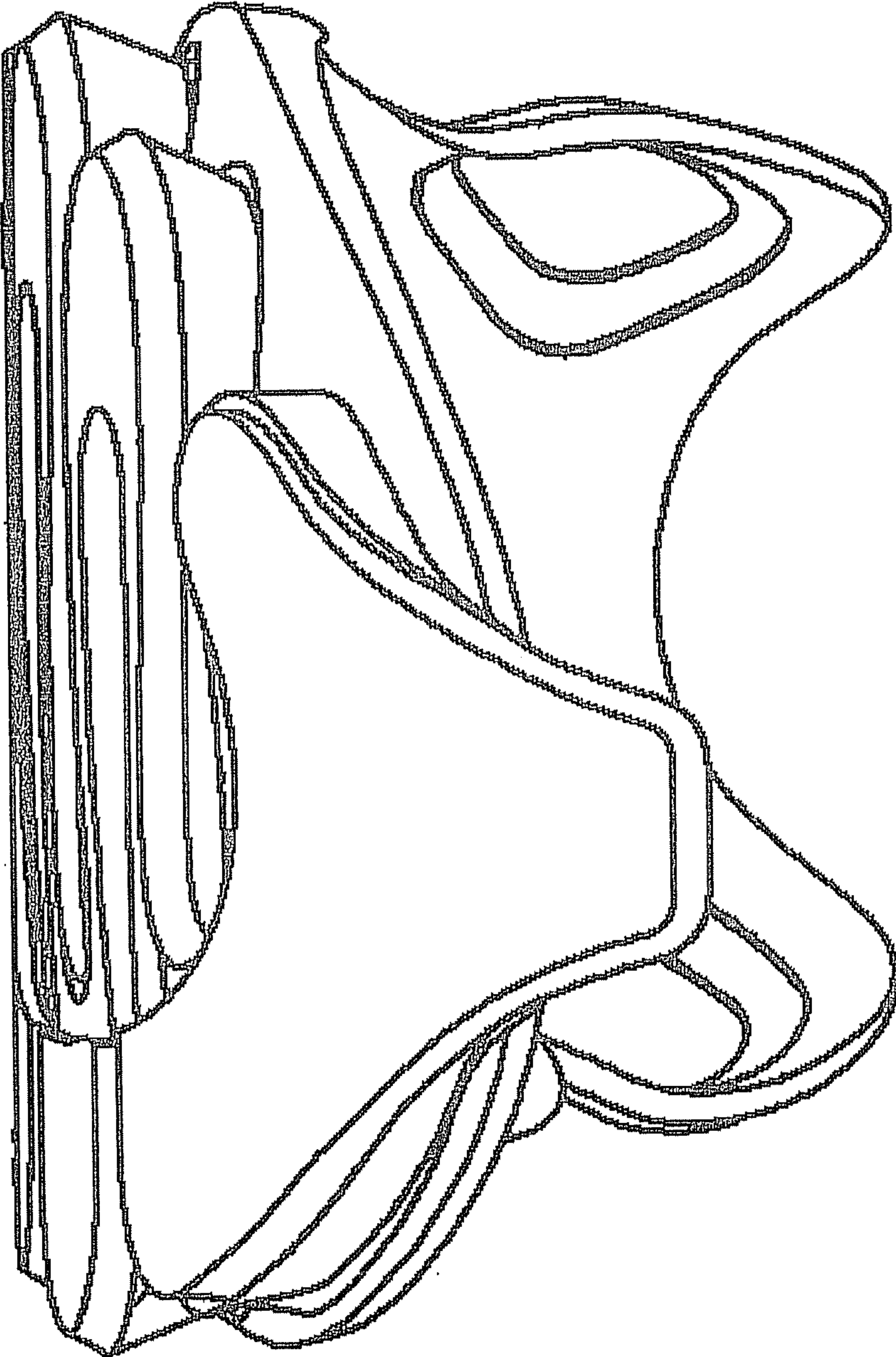


Fig. 3

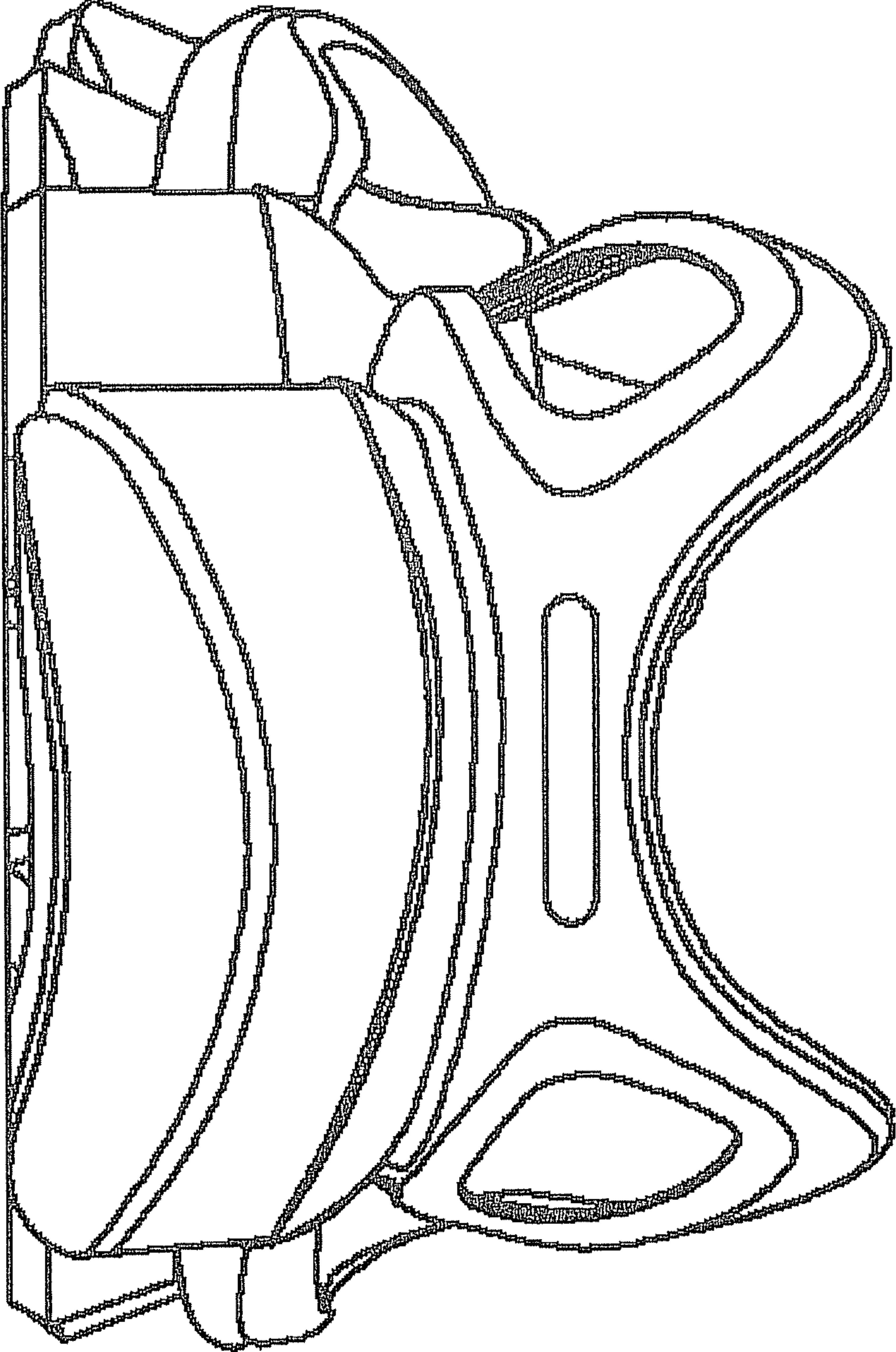


Fig. 4

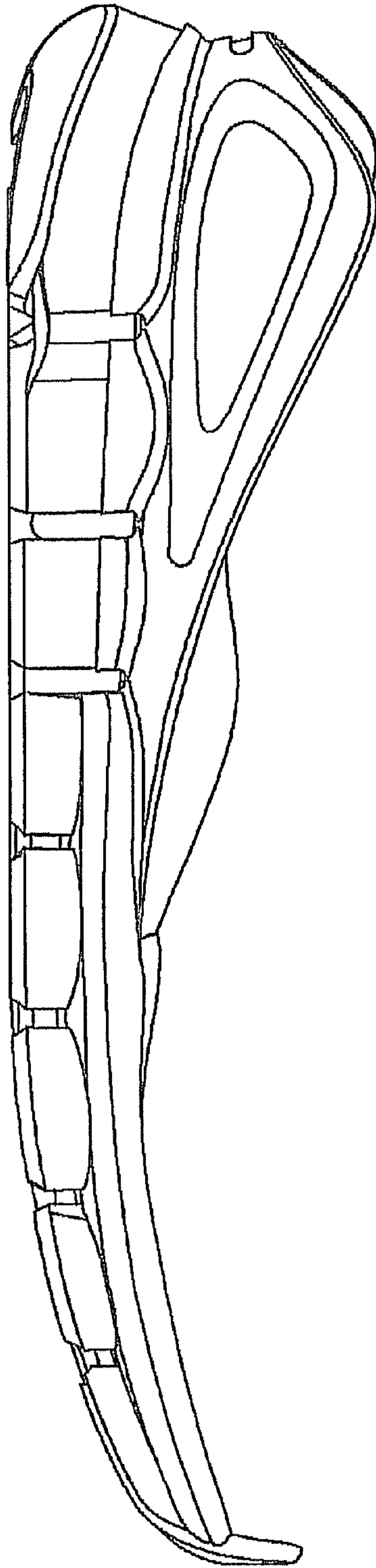


Fig. 5

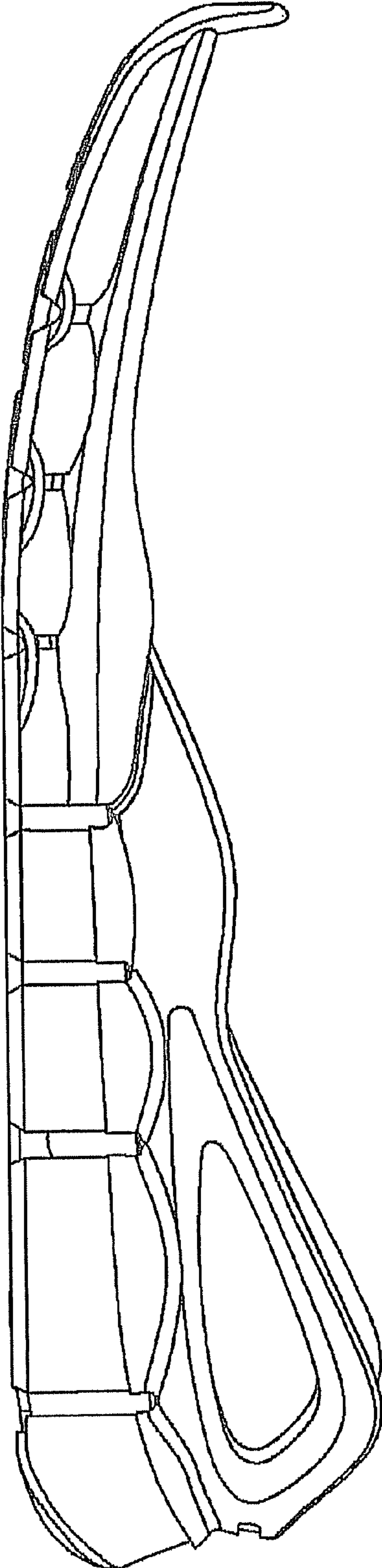


Fig. 6

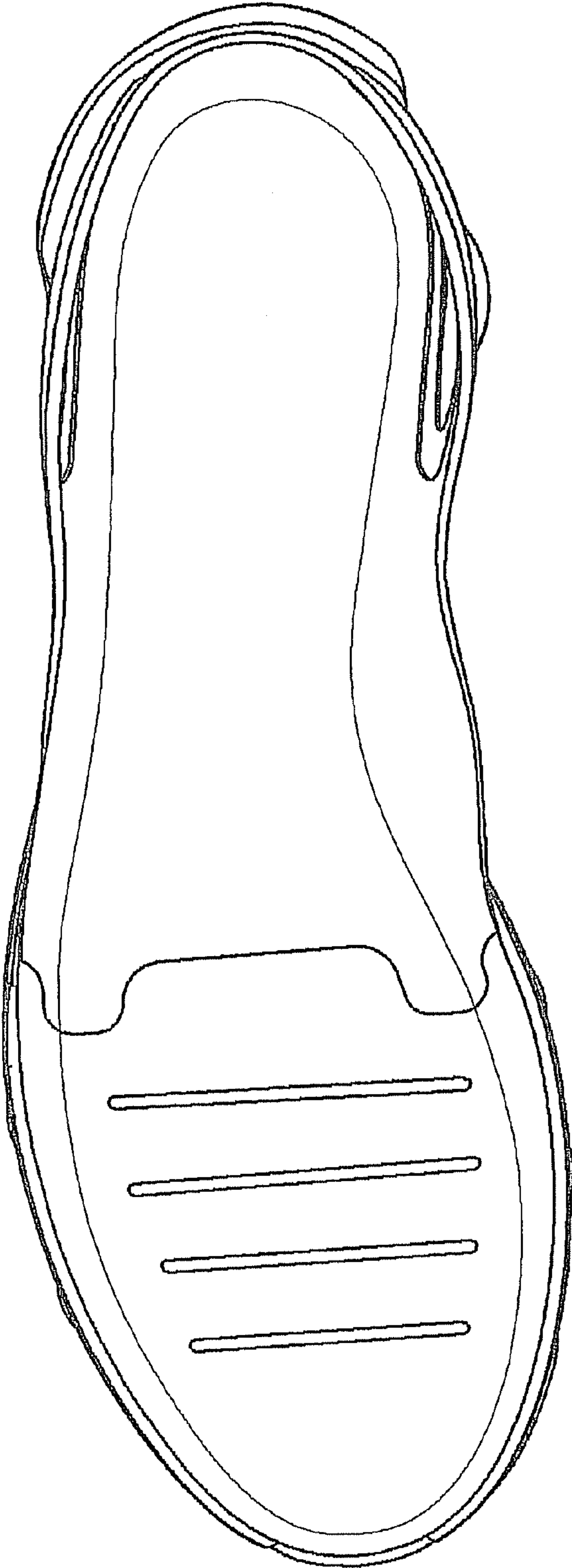


Fig. 7

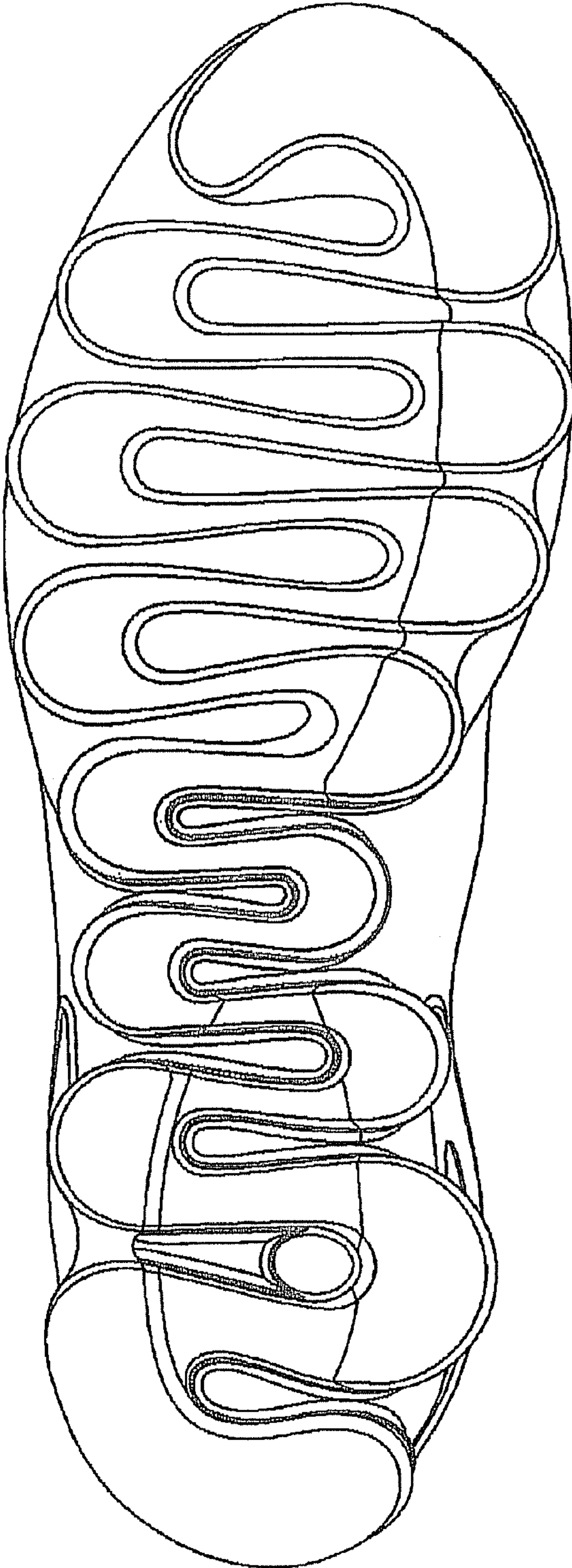


Fig. 8

