



US00D716527S

(12) **United States Design Patent**
Miyamoto

(10) **Patent No.:** **US D716,527 S**
(45) **Date of Patent:** **** Nov. 4, 2014**

(54) **VEST**

(76) Inventor: **Audrey Keiko Miyamoto**, Gold Hill,
OR (US)

(**) Term: **14 Years**

(21) Appl. No.: **29/390,312**

(22) Filed: **Apr. 22, 2011**

(51) **LOC (10) Cl.** **02-02**

(52) **U.S. Cl.**
USPC **D2/828**

(58) **Field of Classification Search**
USPC D2/828-831, 190, 191; 2/94, 102, 108,
2/115; D29/10, 100, 101, 101.4;
D23/222; D24/190; D3/214

See application file for complete search history.

(56) **References Cited**

U.S. PATENT DOCUMENTS

D89,417 S	7/1932	Uhrig et al.	
2,420,799 A *	5/1947	Siteman	2/268
4,369,526 A *	1/1983	Clutts	2/51
4,905,989 A *	3/1990	Colvin et al.	482/69
D332,172 S *	1/1993	Lewis	D2/829
5,206,957 A *	5/1993	Gulick	2/84
5,265,782 A *	11/1993	McNamara	2/94
D360,517 S *	7/1995	Reizenstein	D2/829
5,546,602 A *	8/1996	Hale	2/462
D381,429 S	7/1997	Millwood	

D409,820 S *	5/1999	Ruscitti	D29/101.4
D426,937 S *	6/2000	Auster et al.	D2/830
D430,958 S *	9/2000	Stiff	D29/100
D453,055 S *	1/2002	Ode	D29/101.4
D530,060 S *	10/2006	Quintero	D2/861
D549,832 S	8/2007	Estep	
D571,475 S	6/2008	Estep	
D596,379 S	7/2009	Pruitt	

* cited by examiner

Primary Examiner — Ian Simmons

Assistant Examiner — Carissa C Fitts

(74) *Attorney, Agent, or Firm* — Jerry Haynes Law

(57) **CLAIM**

The ornamental design for an vest, as shown and described.

DESCRIPTION

FIG. 1 is a front perspective view of an vest showing the new design;

FIG. 2 is a front view thereof;

FIG. 3 is a back view thereof;

FIG. 4 is a right side view thereof;

FIG. 5 is a left side thereof;


FIG. 6 is a top view thereof;

FIG. 7 is a bottom view thereof; and,

FIG. 8 is a front perspective view thereof, the claimed design shown worn.

The broken line showing is for environmental purposes only and forms no part of the claimed design.

1 Claim, 6 Drawing Sheets






FIG. 1

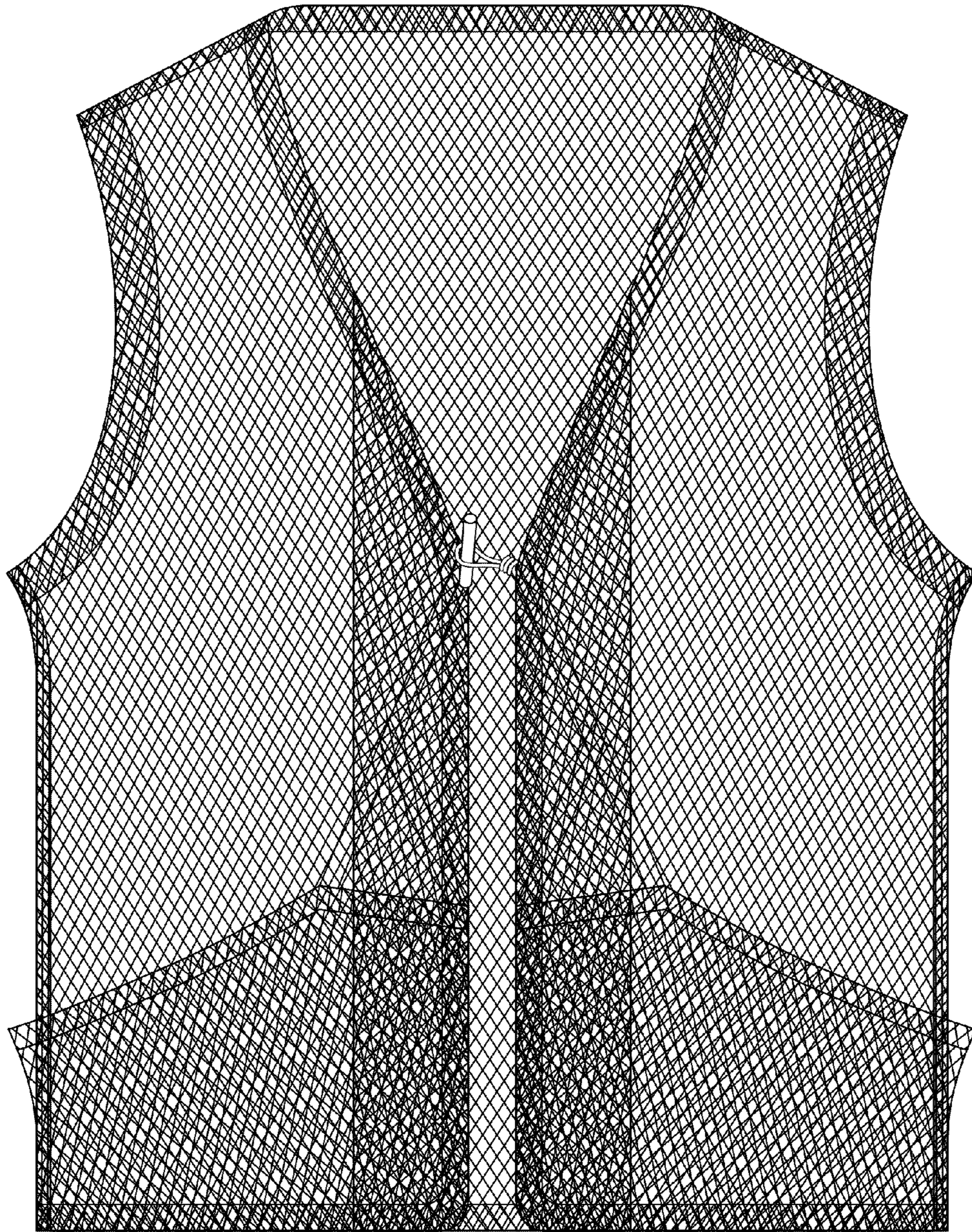


FIG. 2

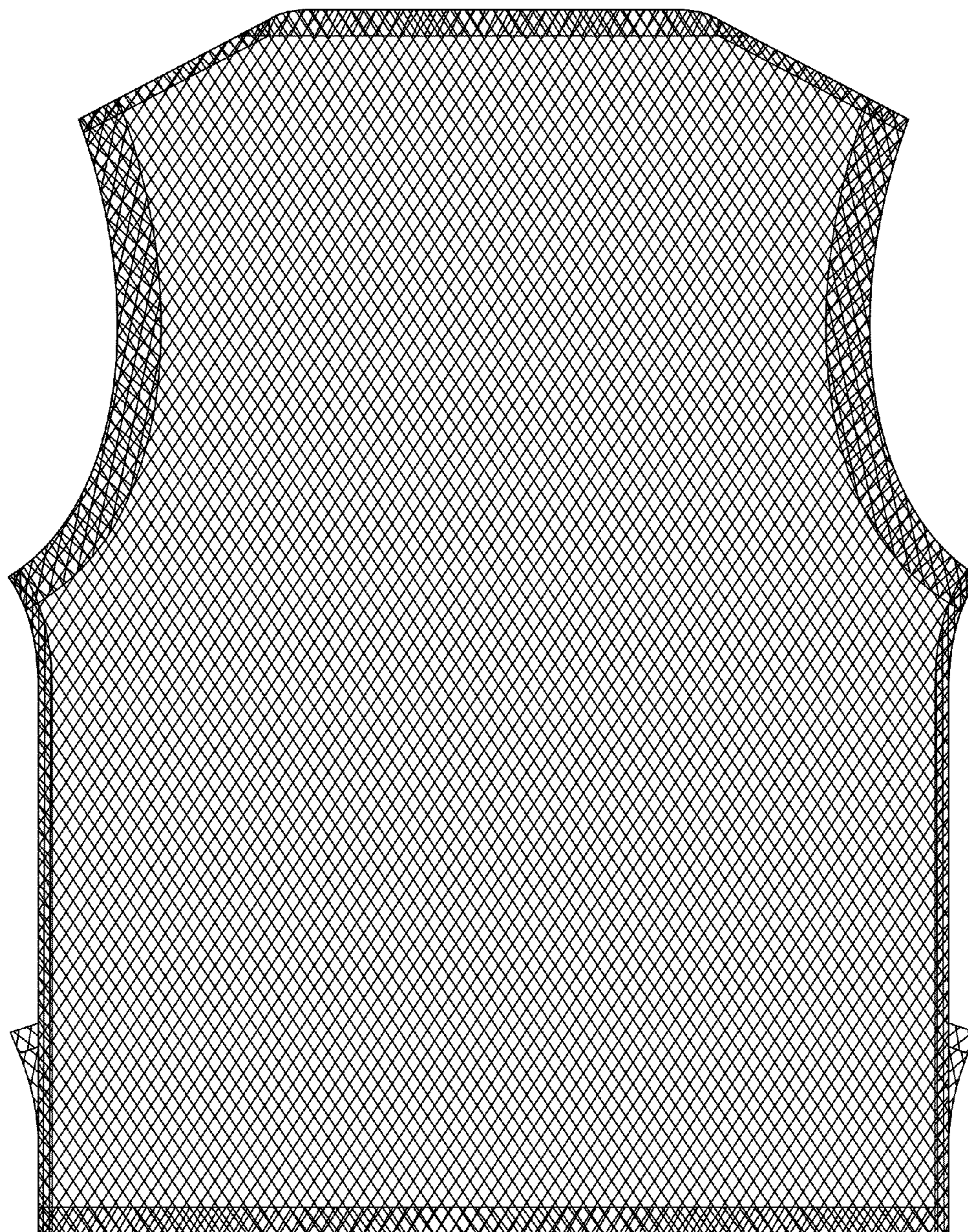


FIG. 3

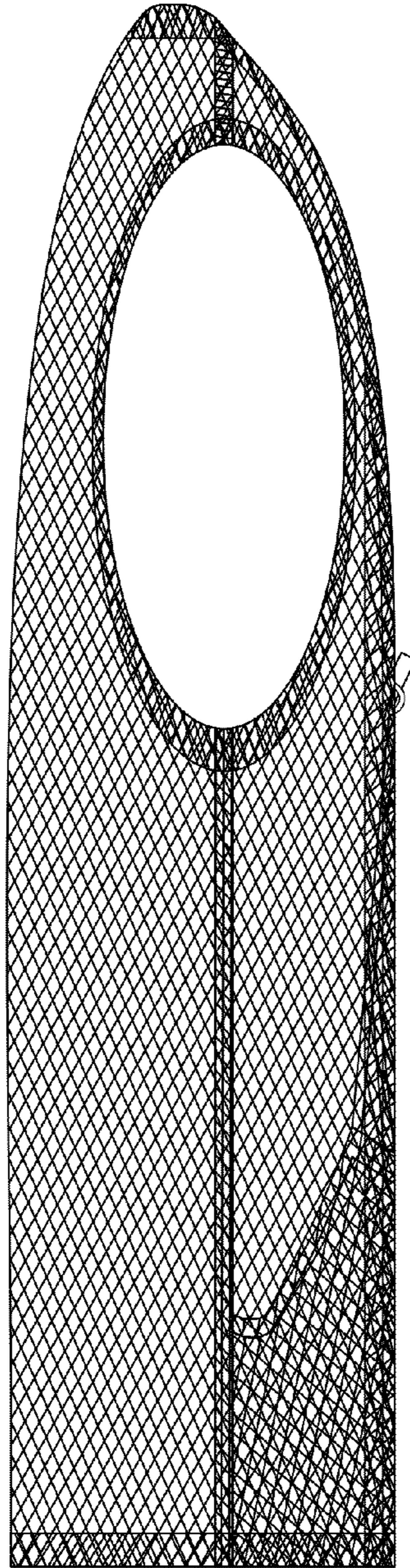


FIG. 4

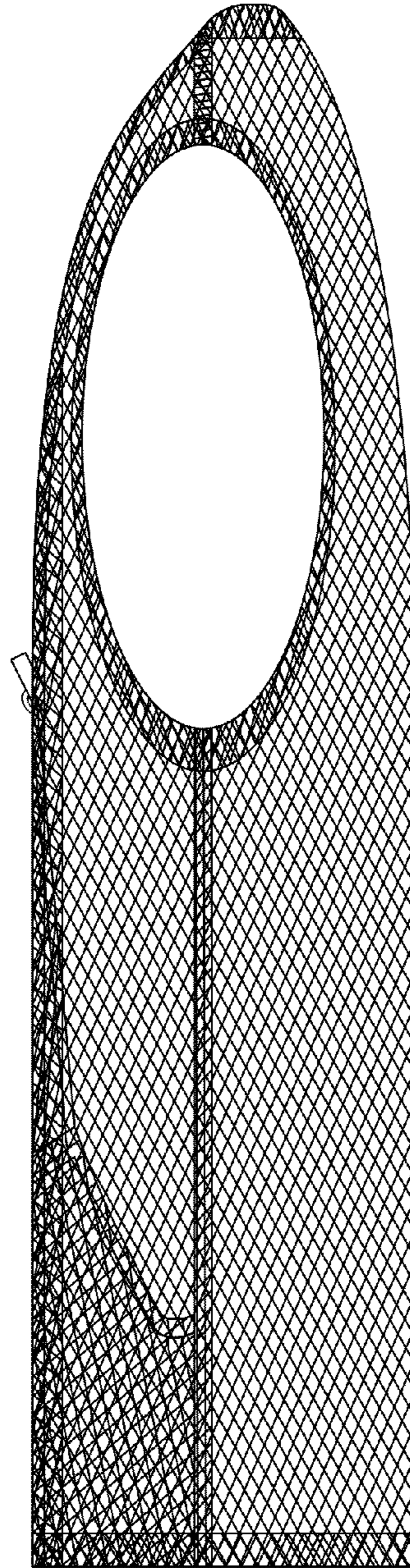


FIG. 5

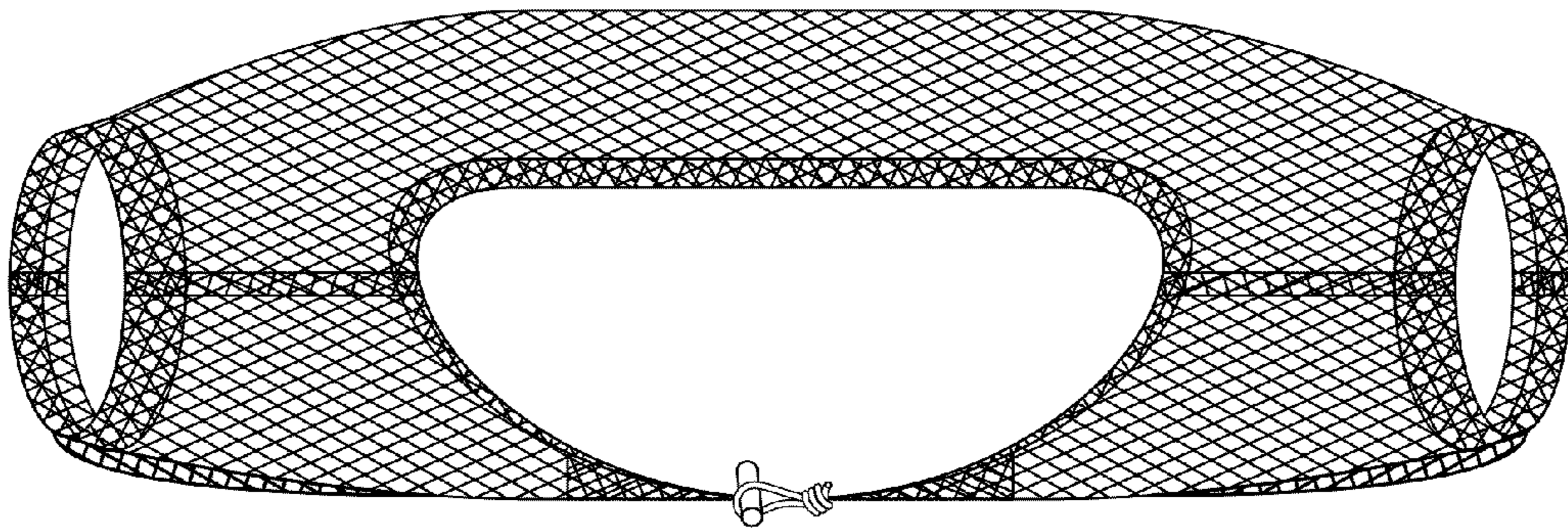


FIG. 6

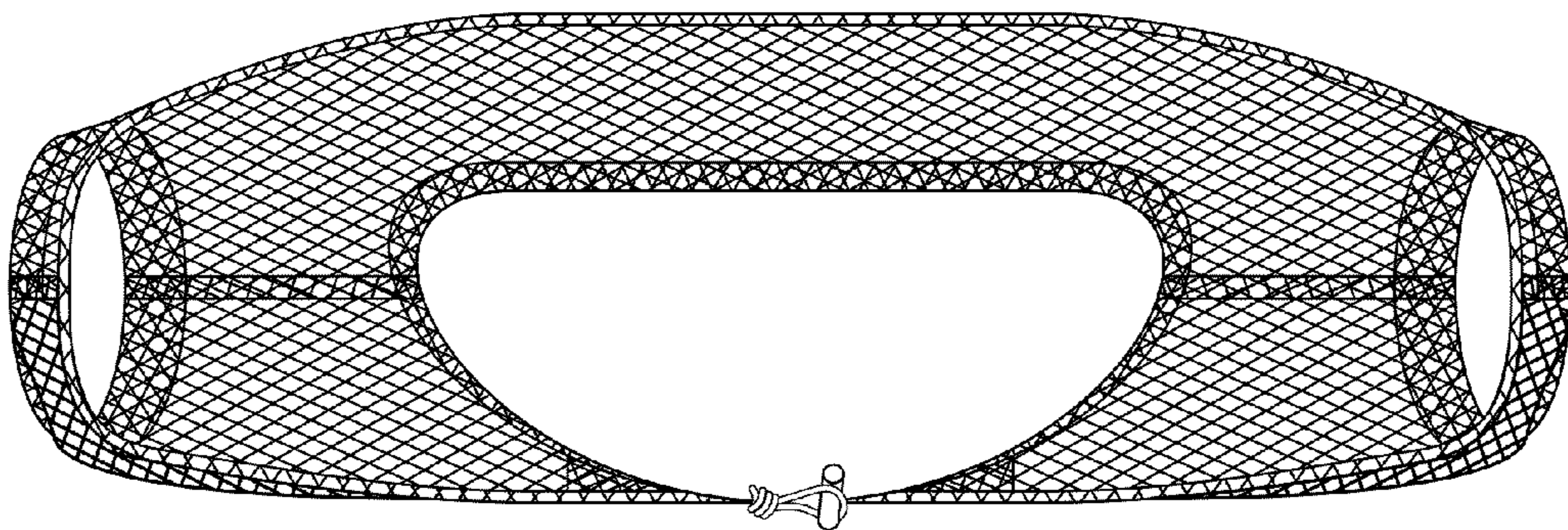


FIG. 7

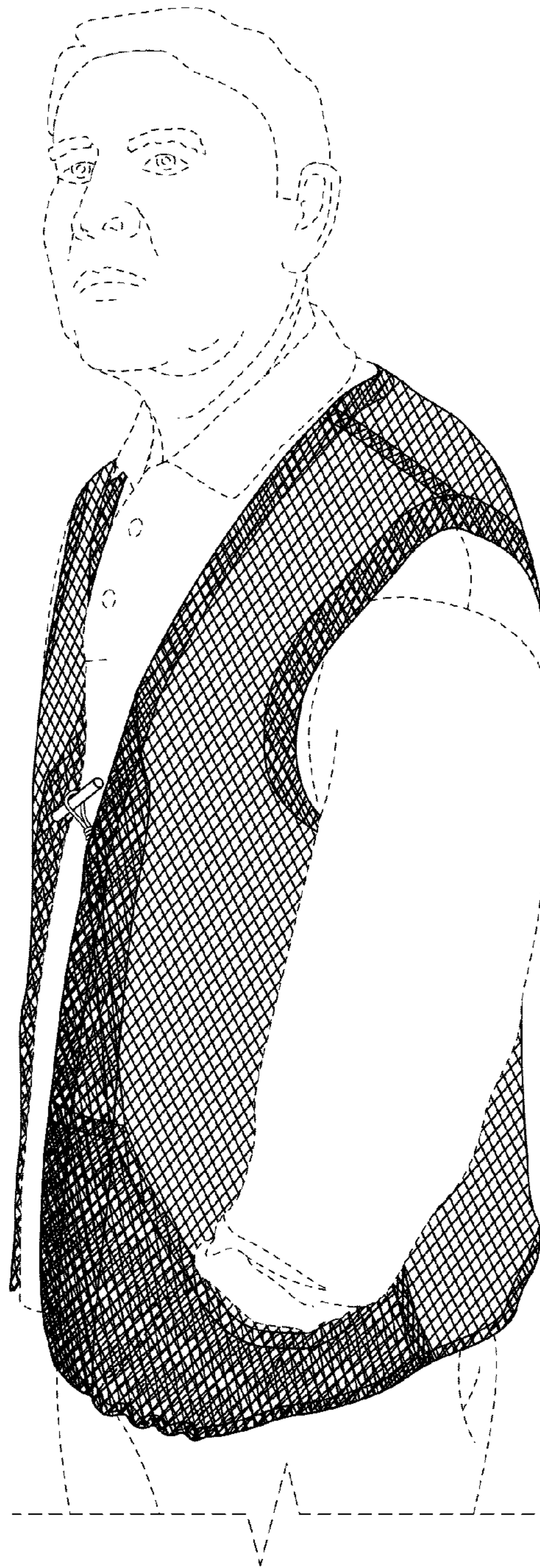


FIG. 8