



US00D716524S

(12) **United States Design Patent**  
**Astin**

(10) **Patent No.:** **US D716,524 S**  
(45) **Date of Patent:** **\*\* Nov. 4, 2014**

(54) **PROSTHETIC PHALLUS RETENTION BRIEF**

(76) Inventor: **Cole Astin**, Los Angeles, CA (US)

(\*\*) Term: **14 Years**

(21) Appl. No.: **29/422,265**

(22) Filed: **May 17, 2012**

(51) **LOC (10) Cl.** ..... **02-01**

(52) **U.S. Cl.**  
USPC ..... **D2/712**

(58) **Field of Classification Search**  
USPC ..... D2/700, 701, 702, 703, 704, 705, 711,  
D2/712, 713, 714, 731, 738, 742;  
D24/200; 2/46, 67, 69, 78.1, 78.2,  
2/78.3, 78.4, 238, 400, 401, 402, 403,  
2/404, 405; 600/38, 41; 602/67

See application file for complete search history.

(56) **References Cited**

**U.S. PATENT DOCUMENTS**

1,343,038	A *	6/1920	Czechowicz	.....	2/78.2
2,062,161	A *	11/1936	Chatfield	.....	2/405
4,195,630	A *	4/1980	Connery et al.	.....	602/67
4,759,355	A *	7/1988	Thrower	.....	602/67
D338,543	S *	8/1993	van Laar	.....	D2/712
5,630,232	A *	5/1997	Miller et al.	.....	2/404
D410,959	S *	6/1999	van Laar	.....	D2/712
D444,616	S *	7/2001	Khan	.....	D2/712
6,332,862	B1 *	12/2001	Zandman	.....	600/15
6,662,378	B2 *	12/2003	Vartanyan	.....	2/403
7,676,853	B1 *	3/2010	Cutlip	.....	2/403
D646,462	S *	10/2011	Ellis et al.	.....	D2/712
D651,377	S *	1/2012	Weaver et al.	.....	D2/712
D664,326	S *	7/2012	Steele	.....	D2/712
8,230,526	B2 *	7/2012	Holland et al.	.....	2/403

2010/0041943	A1 *	2/2010	Hovland et al.	.....	600/38
2011/0054251	A1 *	3/2011	Staffolani	.....	600/41
2012/0260404	A1 *	10/2012	Steele	.....	2/404

**FOREIGN PATENT DOCUMENTS**

GB 2055885 \* 4/1997

\* cited by examiner

*Primary Examiner* — Karen E Eldridge Powers

(74) *Attorney, Agent, or Firm* — O'Connell Law Firm;  
Thomas P. O'Connell

(57) **CLAIM**

I claim the new and ornamental design for a prosthetic phallus retention brief, as shown.

**DESCRIPTION**

FIG. 1 is a view in front elevation of a prosthetic phallus retention brief showing my new design;

FIG. 2 is a view in rear elevation of the prosthetic phallus retention brief of FIG. 1;

FIG. 3 is a view in front elevation of the prosthetic phallus retention brief of FIG. 1 in an inside-out configuration;

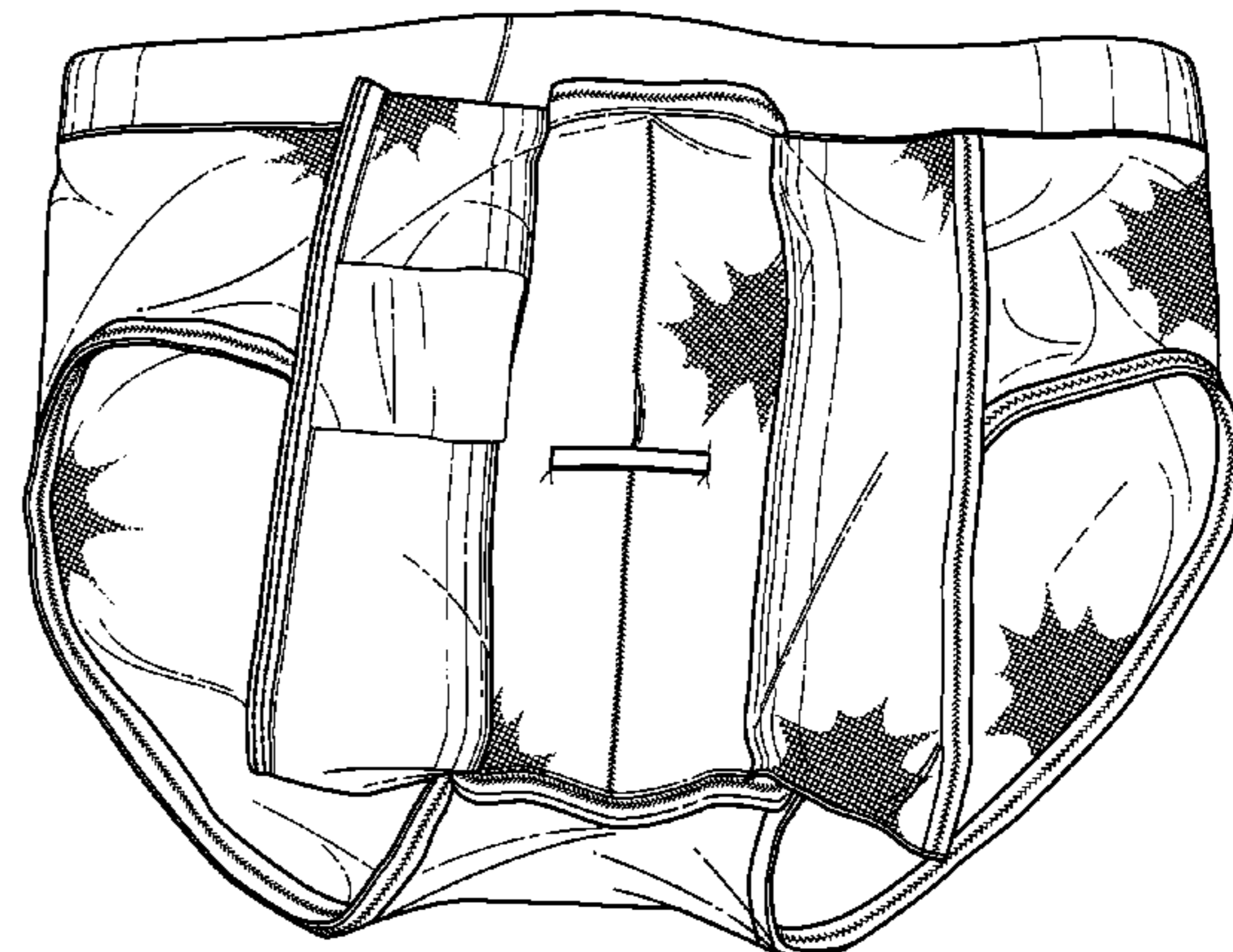
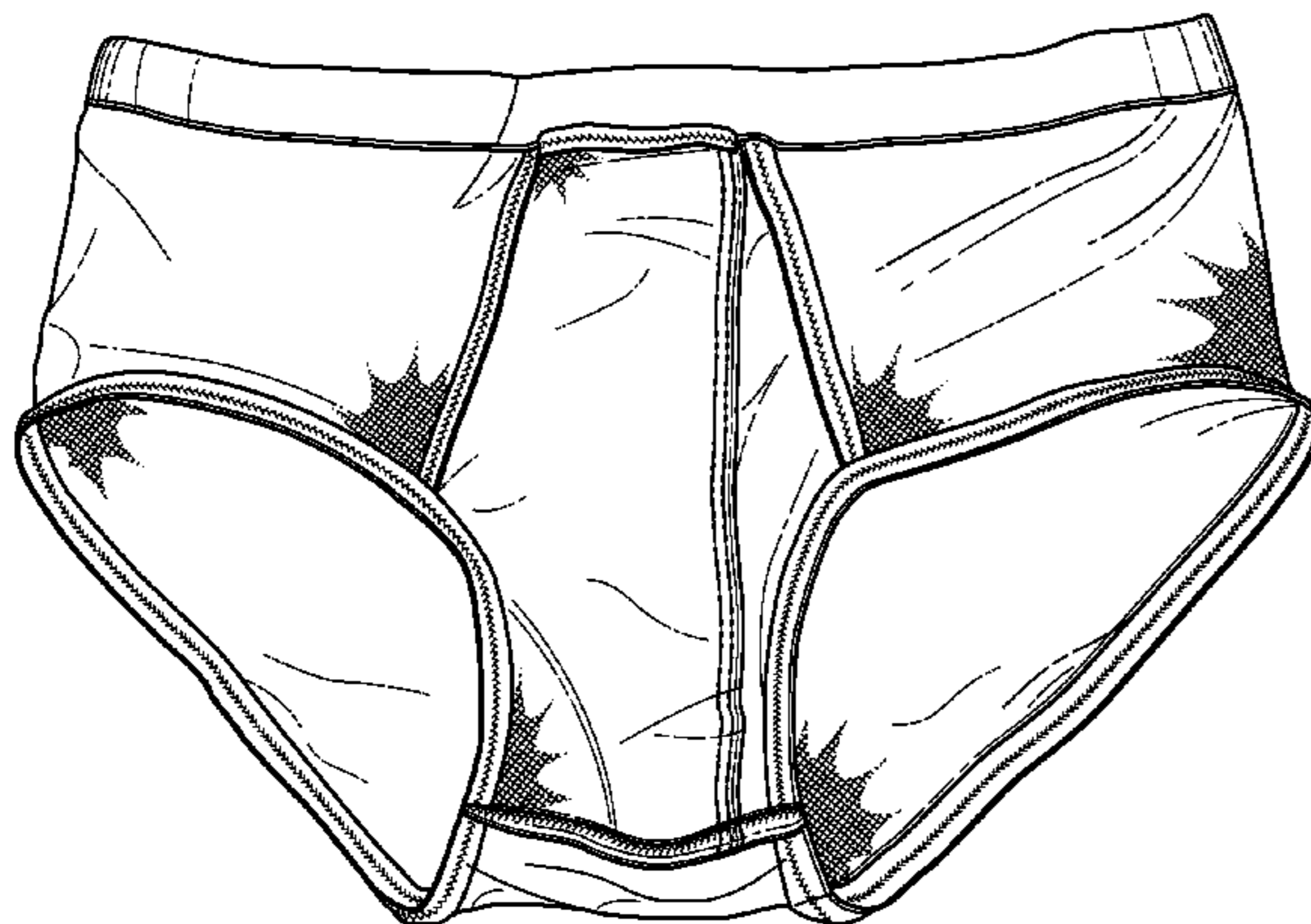
FIG. 4 is a view in rear elevation of the prosthetic phallus retention brief of FIG. 1 in an inside-out configuration;

FIG. 5 is a view in front elevation of the prosthetic phallus retention brief of FIG. 1 in an inside-out configuration and with the flaps opened; and,

FIG. 6 is a view in front elevation of the prosthetic phallus retention brief of FIG. 1 in an inside-out configuration with the rear flap opened.

The broken lines are stitch lines and form a part of the claimed design.

**1 Claim, 6 Drawing Sheets**



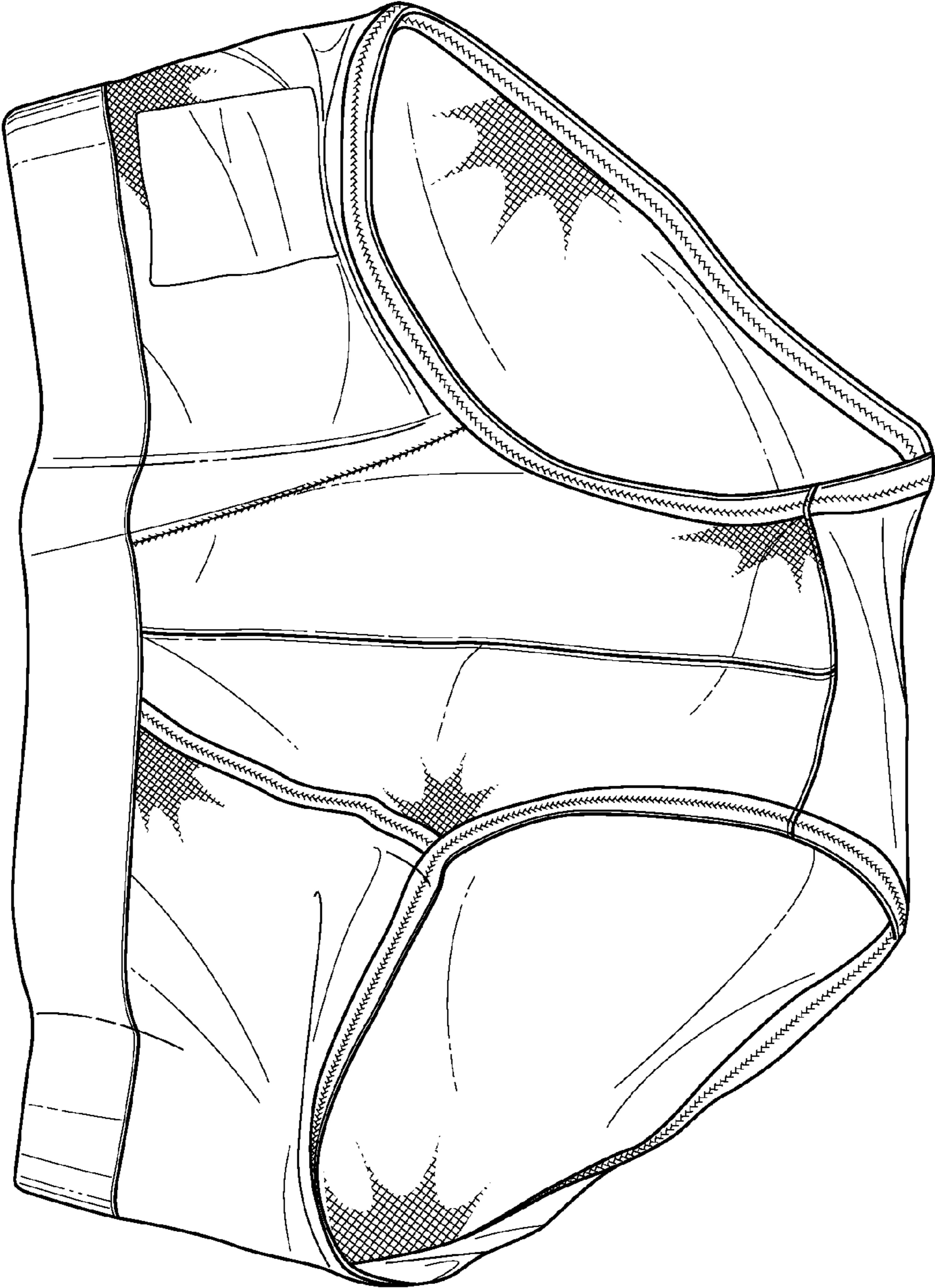


FIG. 1

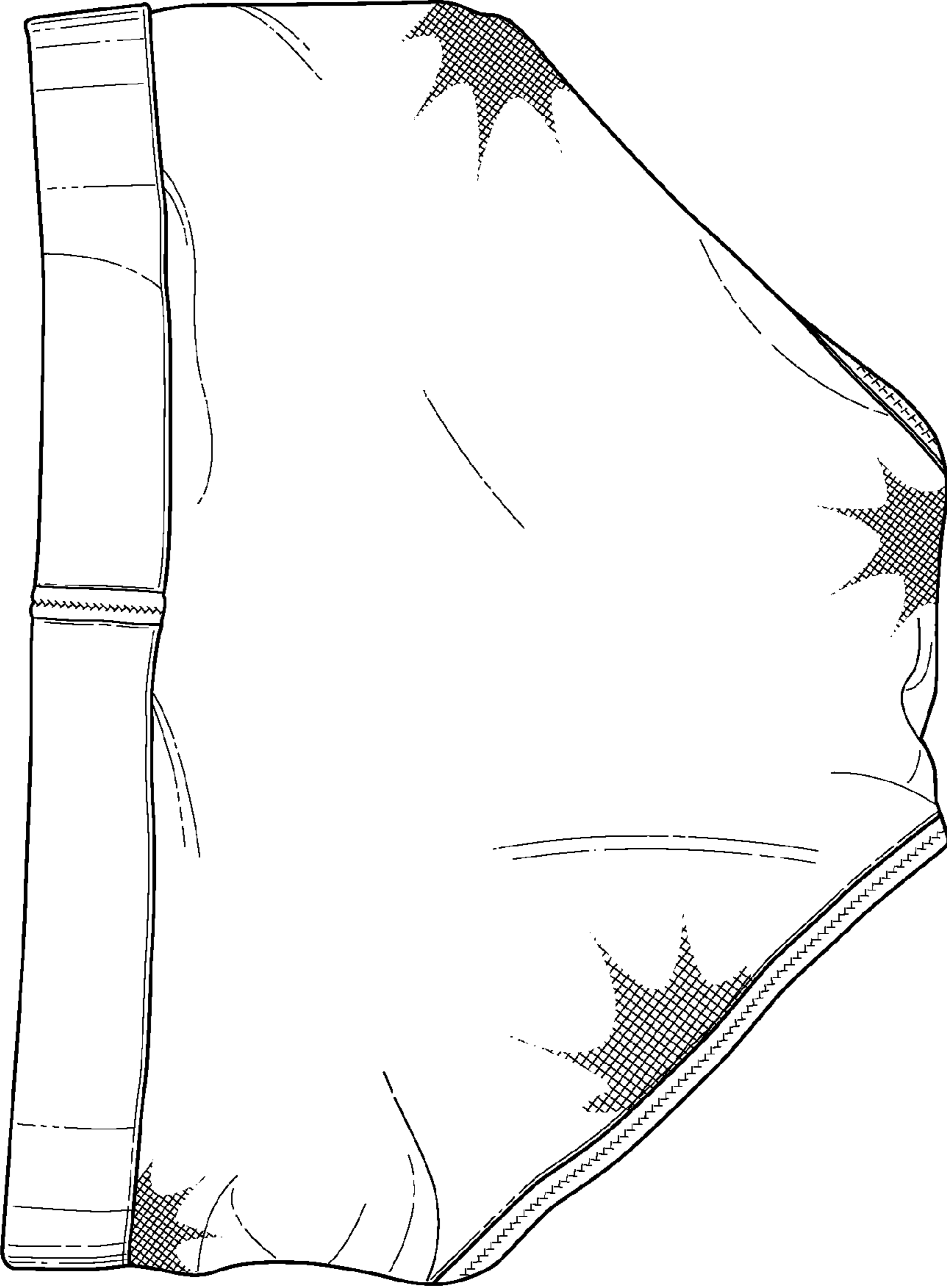


FIG. 2

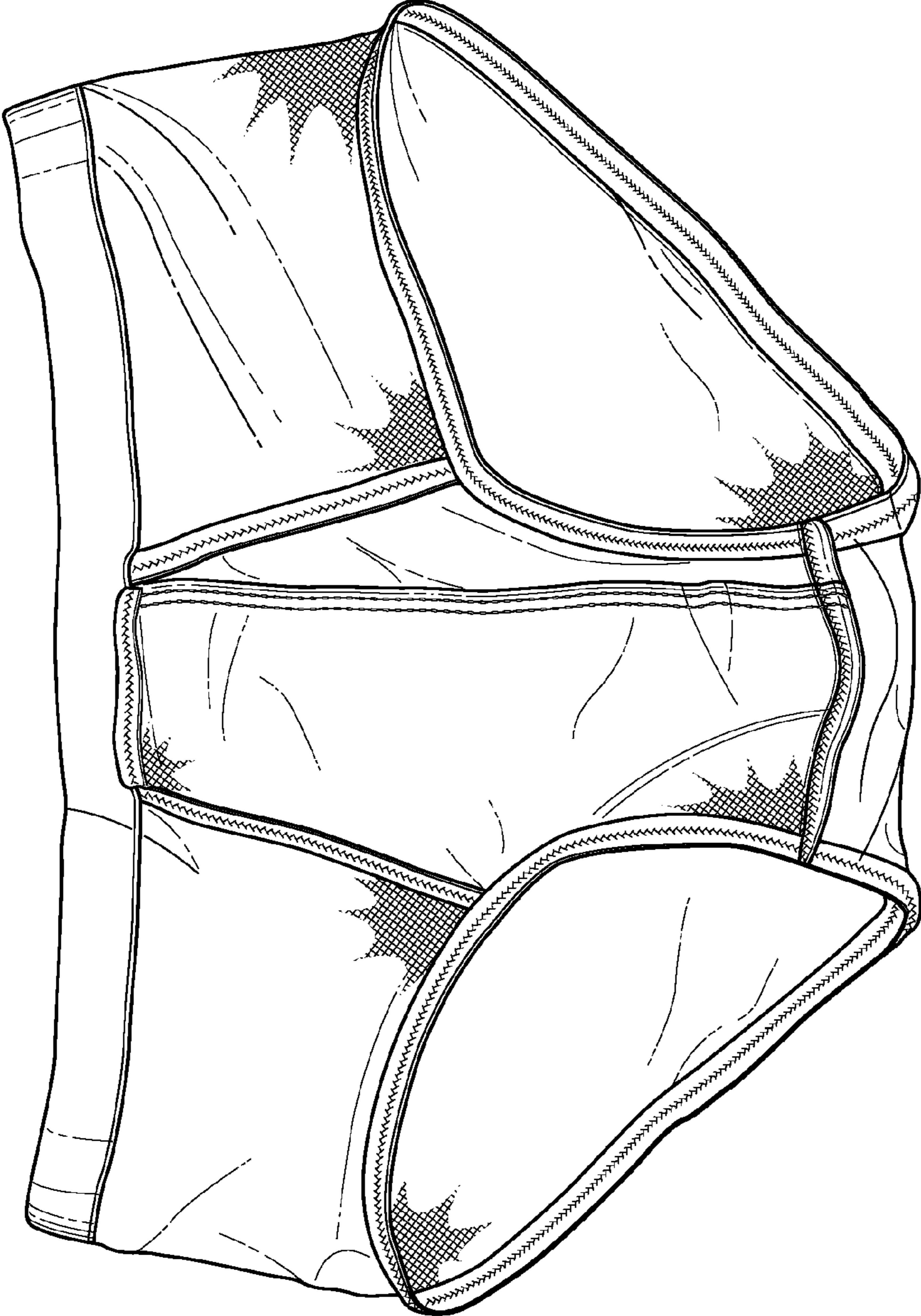


FIG. 3

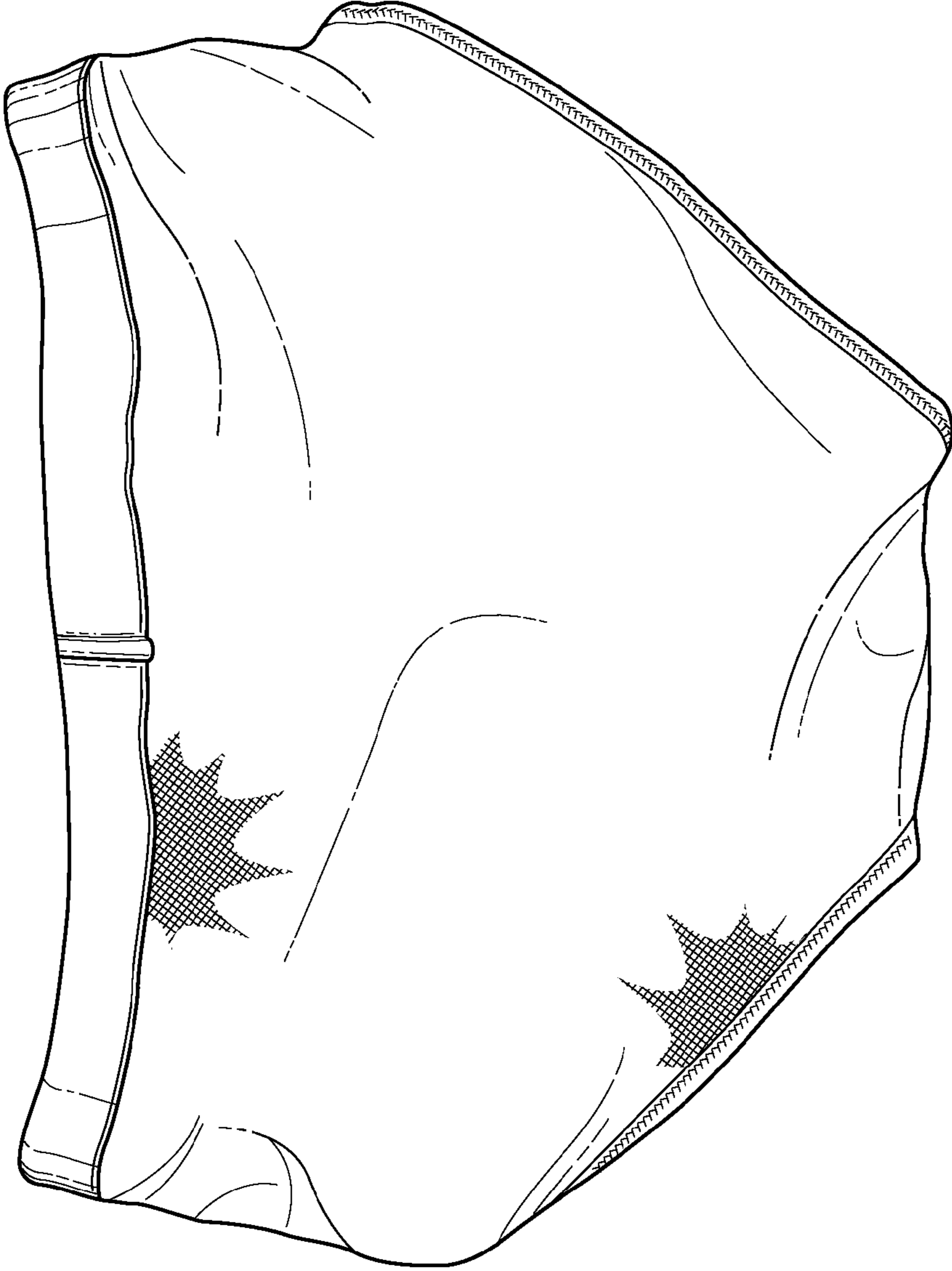


FIG. 4

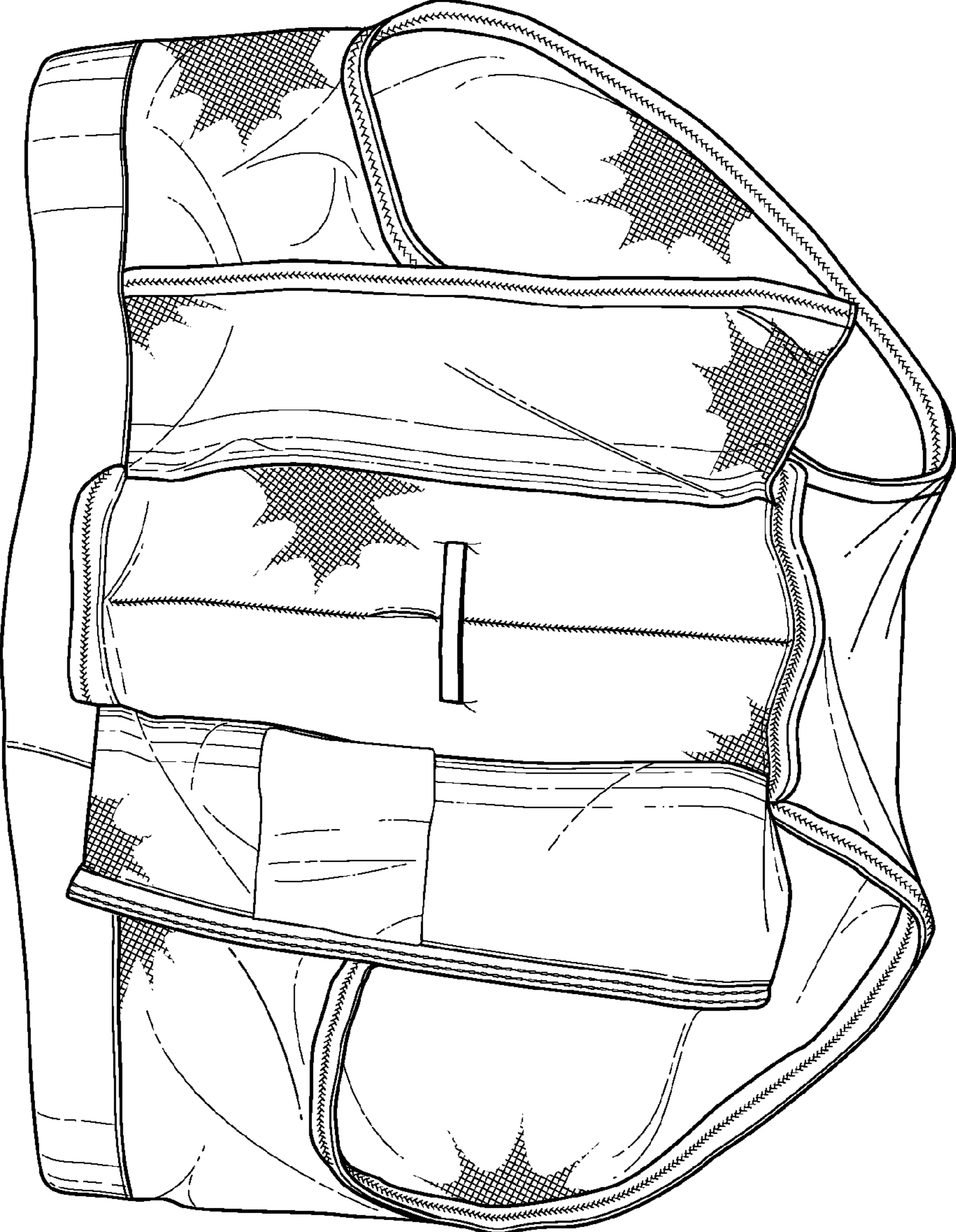


FIG. 5

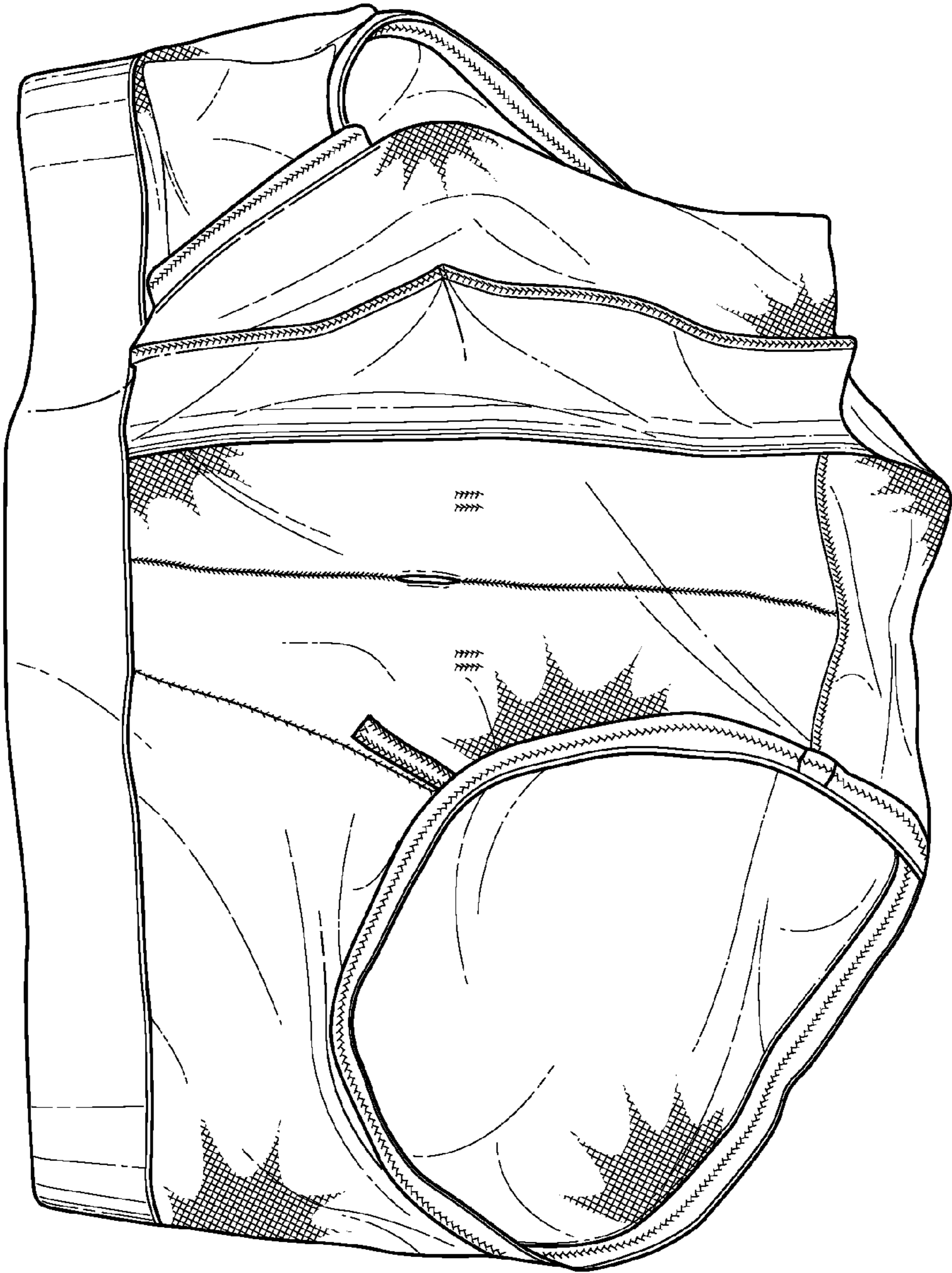


FIG. 6